

**UNITED STATES  
 SECURITIES AND EXCHANGE COMMISSION  
 WASHINGTON, D.C. 20549**

**Form F-1  
 REGISTRATION STATEMENT  
 UNDER  
 THE SECURITIES ACT OF 1933**

**ENDAVA LIMITED<sup>1</sup>**  
 (EXACT NAME OF REGISTRANT AS SPECIFIED IN ITS CHARTER)

Not Applicable  
 (Translation of Registrant's Name into English)

**England and Wales**  
 (State or other Jurisdiction of  
 Incorporation or Organization)

**7371**  
 (Primary Standard Industrial  
 Classification Code Number)

**Not Applicable**  
 (I.R.S. Employer  
 Identification Number)

**125 Old Broad Street  
 London EC2N 1AR  
 United Kingdom  
 +44 20 7367 1000**  
 (Address, including zip code, and telephone number, including area code, of Registrant's principal executive offices)

**Endava Inc.  
 441 Lexington Avenue, Suite 702  
 New York, NY 10017  
 (212) 920-7240**  
 (Name, address, including zip code, and telephone number, including area code, of agent for service)

*Copies to:*

**Nicole Brookshire  
 Darren DeStefano  
 Richard Segal  
 Cooley LLP  
 500 Boylston Street, 14<sup>th</sup> Floor  
 Boston, MA 02116  
 (617) 937-2300**

**Ed Lukins  
 Ed Dyson  
 Cooley (UK) LLP  
 Dashwood  
 69 Old Broad Street  
 London EC2M 1QS  
 United Kingdom  
 +44 20 7785 9355**

**Alan Denenberg  
 Reuven Young  
 Davis Polk & Wardwell LLP  
 1600 El Camino Real  
 Menlo Park, CA 94025  
 (650) 757-2000**

Approximate date of commencement of proposed sale to the public: As soon as practicable after this Registration Statement becomes effective.

If any of the securities being registered on this Form are to be offered on a delayed or continuous basis pursuant to Rule 415 under the Securities Act of 1933, check the following box.

If this Form is filed to register additional securities for an offering pursuant to Rule 462(b) under the Securities Act, check the following box and list the Securities Act registration statement number of the earlier effective registration statement for the same offering.

If this Form is a post-effective amendment filed pursuant to Rule 462(c) under the Securities Act, check the following box and list the Securities Act registration statement number of the earlier effective registration statement for the same offering.

If this Form is a post-effective amendment filed pursuant to Rule 462(d) under the Securities Act, check the following box and list the Securities Act registration statement number of the earlier effective registration statement for the same offering.

Indicate by check mark whether the registrant is an emerging growth company as defined in Rule 405 of the Securities Act of 1933.

Emerging growth company

If an emerging growth company that prepares its financial statements in accordance with U.S. GAAP, indicate by check mark if the registrant has elected not to use the extended transition period\* for complying with any new or revised financial accounting standards provided pursuant to Section 7(a)(2)(B) of the Securities Act.

\* The term "new or revised financial accounting standard" refers to any update issued by the Financial Accounting Standards Board to its Accounting Standards Codification after April 5, 2012.

**CALCULATION OF REGISTRATION FEE**

TITLE OF EACH CLASS OF SECURITIES TO BE REGISTERED	PROPOSED MAXIMUM AGGREGATE OFFERING PRICE(1)(2)	AMOUNT OF REGISTRATION FEE(3)
Class A ordinary shares, nominal value £0.10 per ordinary share(4)	\$	\$

- Estimated solely for the purpose of calculating the amount of the registration fee pursuant to Rule 457(o) of the Securities Act of 1933, as amended.
- Includes the aggregate offering price of additional Class A ordinary shares represented by American Depositary Shares, or ADSs, which the underwriters have the option to purchase, if any.
- Calculated pursuant to Rule 457(o) based on an estimate of the proposed maximum aggregate offering price.
- These Class A ordinary shares are represented by ADSs, each of which represents one Class A ordinary share of the registrant. ADSs issuable upon deposit of the Class A ordinary shares registered hereby are being registered pursuant to a separate registration statement on Form F-6 (File No. 333- ).

**The Registrant hereby amends this registration statement on such date or dates as may be necessary to delay its effective date until the Registrant shall file a further amendment which specifically states that this registration statement shall thereafter become effective in accordance with Section 8(a) of the Securities Act of 1933 or until the registration statement shall become effective on such date as the Commission, acting pursuant to said Section 8(a), may determine.**

- We intend to alter the legal status of our company under English law from a private limited company by re-registering as a public limited company and changing our name from Endava Limited to Endava plc prior to the completion of this offering.

The information in this prospectus is not complete and may be changed. We may not sell these securities until the registration statement filed with the Securities and Exchange Commission is effective. This prospectus is not an offer to sell these securities and we are not soliciting offers to buy these securities in any jurisdiction where the offer or sale is not permitted.

PROSPECTUS (Subject to Completion)

Issued , 2018

## American Depositary Shares



REPRESENTING CLASS A ORDINARY SHARES

Endava Limited is offering American Depositary Shares, or ADSs. The selling shareholders identified in this prospectus are offering ADSs. We will not receive any proceeds from the ADSs sold by the selling shareholders. Each ADS represents one Class A ordinary share. The ADSs may be evidenced by American Depositary Receipts, or ADRs. This is our initial public offering and no public market currently exists for our ADSs. We anticipate that the initial public offering price will be between \$ and \$ per ADS.

Following this offering, we will have three classes of ordinary shares, Class A ordinary shares, Class B ordinary shares and Class C ordinary shares. The rights of the holders of Class A ordinary shares, Class B ordinary shares and Class C ordinary shares will be identical, except with respect to voting, conversion and transfer rights. Each Class A ordinary share will be entitled to one vote per share. Each Class B ordinary share will be entitled to ten votes per share and is convertible into one Class A ordinary share, subject to certain restrictions. Each Class C ordinary share will be entitled to one vote per share and is convertible into one Class A ordinary share, subject to certain restrictions. Outstanding Class B ordinary shares will represent approximately % of the voting power of our outstanding share capital immediately following the closing of this offering.

We have applied to list our ADSs on the New York Stock Exchange under the symbol "DAVA."

We are an "emerging growth company" as defined under the U.S. federal securities laws and, as such, have elected to comply with certain reduced public company reporting requirements for this and future filings. Investing in our ADSs involves risk. See "Risk Factors" beginning on page 17.

PRICE \$ AN ADS

	Price to Public	Underwriting Discounts and Commissions <sup>(1)</sup>	Proceeds to Endava	Proceeds to the Selling Shareholders
Per ADS	\$	\$	\$	\$
Total	\$	\$	\$	\$

(1) See "Underwriters" for a description of the compensation payable to the underwriters.

Certain of the selling shareholders have granted the underwriters the right to purchase up to an additional ADSs at the initial offering price less the underwriting discounts and commissions.

Neither the Securities and Exchange Commission nor any other regulatory body has approved or disapproved of these securities, or determined if this prospectus is truthful or complete. Any representation to the contrary is a criminal offense.

The underwriters expect to deliver the ADSs to purchasers on or about , 2018.

MORGAN STANLEY  
COWEN

CITIGROUP

CREDIT SUISSE

DEUTSCHE BANK SECURITIES  
WILLIAM BLAIR

, 2018

**£159MM<sup>(1)</sup>**  
REVENUE

**38%<sup>(2)</sup>**  
REVENUE CAGR

**91%**  
REVENUE VISIBILITY  
FROM PRIOR YEARS CLIENTS<sup>(3)</sup>  
OVER THE LAST 5 YEARS

**16%<sup>(1)</sup>**  
ADJUSTED  
PBT MARGIN

**4,700<sup>(4)</sup>**  
GLOBAL STAFF

**54%<sup>(4)</sup>**  
EU EMPLOYEES  
IN NEARSHORE  
DELIVERY CENTERS

**249<sup>(4)</sup>**  
CLIENTS

**42<sup>(4)</sup>**  
CLIENTS W/  
REVENUE > £1MM

(1) FISCAL YEAR ENDED JUNE 30, 2017

(2) FISCAL YEARS ENDED JUNE 30, 2015 THROUGH JUNE 30, 2017

(3) OVER THE LAST FIVE FISCAL YEARS, 91.2% OF OUR REVENUE, ON AVERAGE, EACH FISCAL YEAR CAME FROM CLIENTS WHO PURCHASED SERVICES FROM US DURING THE PRIOR FISCAL YEAR

(4) AS OF OR FOR THE NINE MONTHS ENDED MARCH 31, 2018

# TEAM ENTERPRISE AGILE SCALING

ENTERPRISE ARCHITECTURE

architectural roadmap



PRODUCT DEV  
Organise around w



## FORWARD PLANNING

### JOINT FORUM FOR CLUSTER OF PRODUCTS

Feature qualification  
Plan ahead & Sizing



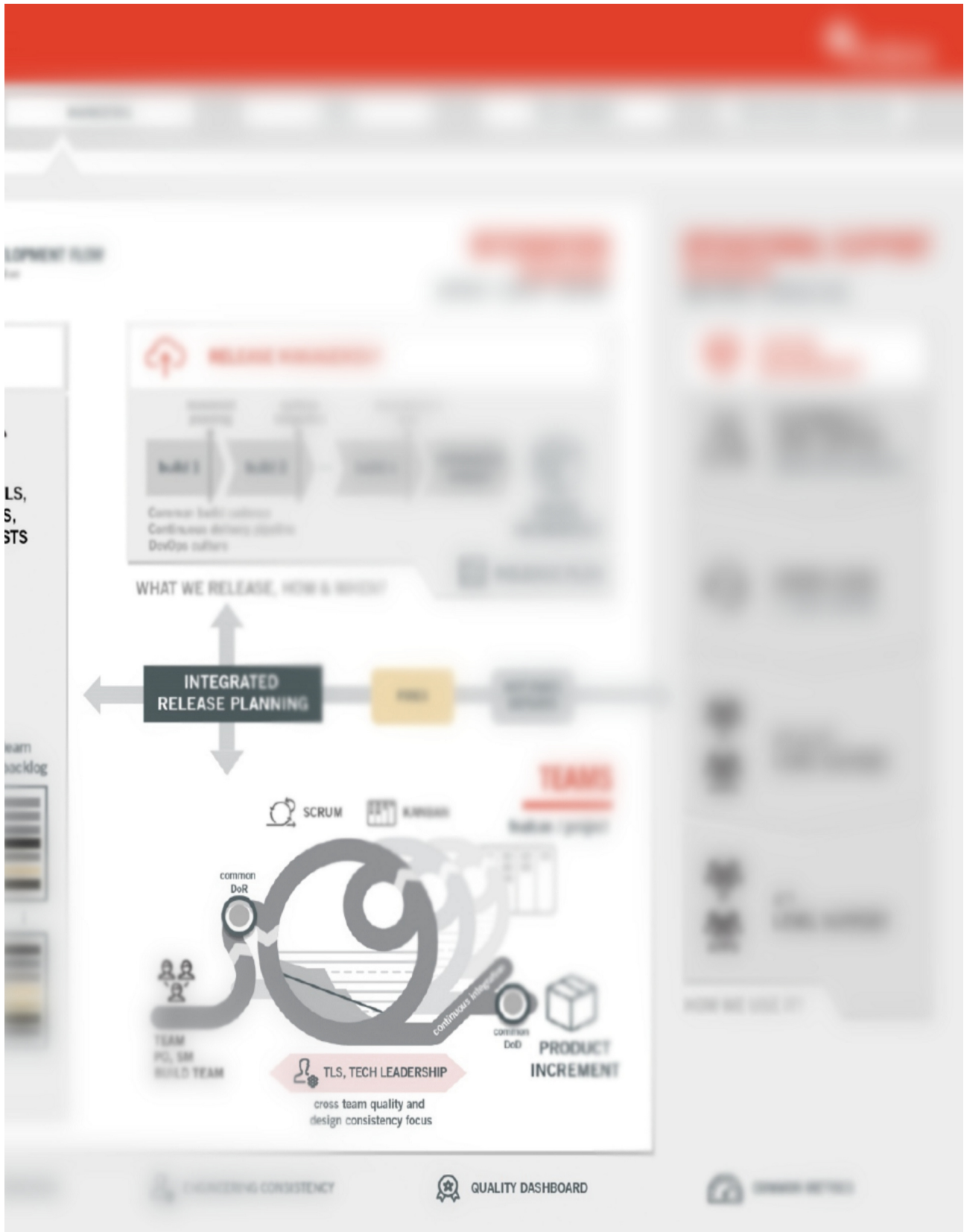
PO, SM, T  
SENIOR  
SPECIALIS

ENVISIONING

WORKING

product backlog

**ENDAVA**  
**DISTRIBUTED**  
**ENTERPRISE**  
**AGILE AT SCALE**



## TABLE OF CONTENTS

	<u>Page</u>		<u>Page</u>
<a href="#">About this Prospectus</a>	<a href="#">1</a>	<a href="#">Business</a>	<a href="#">86</a>
<a href="#">Presentation of Financial Information</a>	<a href="#">1</a>	<a href="#">Management</a>	<a href="#">106</a>
<a href="#">Prospectus Summary</a>	<a href="#">2</a>	<a href="#">Certain Relationships and Related Party Transactions</a>	<a href="#">120</a>
<a href="#">Risk Factors</a>	<a href="#">17</a>	<a href="#">Principal and Selling Shareholders</a>	<a href="#">121</a>
<a href="#">Cautionary Statement Regarding Forward-Looking Statements</a>	<a href="#">49</a>	<a href="#">Description of Share Capital and Articles of Association</a>	<a href="#">124</a>
<a href="#">Market and Industry Data</a>	<a href="#">51</a>	<a href="#">Description of American Depositary Shares</a>	<a href="#">141</a>
<a href="#">Exchange Rate Information</a>	<a href="#">52</a>	<a href="#">Shares Eligible for Future Sale</a>	<a href="#">151</a>
<a href="#">Use of Proceeds</a>	<a href="#">53</a>	<a href="#">Material Tax Considerations</a>	<a href="#">153</a>
<a href="#">Dividend Policy</a>	<a href="#">54</a>	<a href="#">Underwriters</a>	<a href="#">161</a>
<a href="#">Corporate Reorganization</a>	<a href="#">55</a>	<a href="#">Expenses of the Offering</a>	<a href="#">169</a>
<a href="#">Capitalization</a>	<a href="#">56</a>	<a href="#">Legal Matters</a>	<a href="#">170</a>
<a href="#">Dilution</a>	<a href="#">58</a>	<a href="#">Experts</a>	<a href="#">170</a>
<a href="#">Selected Consolidated Financial Data</a>	<a href="#">60</a>	<a href="#">Service of Process and Enforcement of Liabilities</a>	<a href="#">170</a>
<a href="#">Management’s Discussion and Analysis of Financial Condition and Results of Operations</a>	<a href="#">62</a>	<a href="#">Where You Can Find Additional Information</a>	<a href="#">172</a>
<a href="#">Letter from John Cotterell</a>	<a href="#">85</a>	<a href="#">Index to Consolidated Financial Statements</a>	<a href="#">F-1</a>

---

**We are responsible for the information contained in this prospectus and any free-writing prospectus we prepare or authorize. We have not, and the underwriters and selling shareholders have not, authorized anyone to provide you with different information, and we, the underwriters and the selling shareholders take no responsibility for any other information others may give you. We are not, and the underwriters and selling shareholders are not, making an offer to sell our ADSs in any jurisdiction where the offer or sale is not permitted. You should not assume that the information contained in this prospectus is accurate as of any date other than the date on the front cover of this prospectus, regardless of the time of delivery of this prospectus or the sale of any ADSs.**

For investors outside the United States, neither we nor the underwriters nor the selling shareholders have done anything that would permit this offering or possession or distribution of this prospectus in any jurisdiction, other than the United States, where action for that purpose is required. Persons outside the United States who come into possession of this prospectus must inform themselves about, and observe any restrictions relating to, this offering and the distribution of this prospectus outside the United States.

Following our corporate reorganization, we are a public limited company incorporated under the laws of England and Wales and a majority of our outstanding securities are owned by non-U.S. residents. Under the rules of the U.S. Securities and Exchange Commission, or SEC, we are currently eligible for treatment as a “foreign private issuer.” As a foreign private issuer, we will not be required to file periodic reports and financial statements with the SEC as frequently or as promptly as domestic registrants whose securities are registered under the Securities Exchange Act of 1934, as amended.

Through and including \_\_\_\_\_, 2018 (the 25th day after the date of this prospectus), all dealers that effect transactions in these securities, whether or not participating in this offering, may be required to deliver a prospectus. This is in addition to the dealers’ obligation to deliver a prospectus when acting as underwriters and with respect to their unsold allotments or subscriptions.

---

## ABOUT THIS PROSPECTUS

Unless otherwise indicated or the context otherwise requires, all references in this prospectus to the terms “Endava,” the “Company,” “we,” “us,” and “our” refer to Endava Limited and our wholly-owned subsidiaries.

Prior to the completion of this offering, we intend to re-register Endava Limited as a public limited company and to change our name from Endava Limited to Endava plc. See “Corporate Reorganization.”

## PRESENTATION OF FINANCIAL INFORMATION

Our fiscal year ends on June 30. This prospectus includes our audited consolidated financial statements as of and for the years ended June 30, 2016 and 2017 and our unaudited condensed consolidated financial statements as of and for the nine months ended March 31, 2017 and 2018, which are prepared in accordance with International Financial Reporting Standards, or IFRS, as issued by the International Accounting Standards Board, or IASB. None of our financial statements were prepared in accordance with generally accepted accounting principles in the United States, or U.S. GAAP.

Our financial information is presented in British Pounds. For the convenience of the reader, in this prospectus, unless otherwise indicated, translations from British Pounds into U.S. dollars were made at the rate of £1.00 to \$ , which was the noon buying rate of the Federal Reserve Bank of New York on , 2018. Such U.S. dollar amounts are not necessarily indicative of the amounts of U.S. dollars that could actually have been purchased upon exchange of British Pounds at the dates indicated. All references in this prospectus to “\$” mean U.S. dollars and all references to “£” and “GBP” mean British Pounds.

We have made rounding adjustments to some of the figures included in this prospectus. Accordingly, numerical figures shown as totals in some tables may not be an arithmetic aggregation of the figures that preceded them.

## PROSPECTUS SUMMARY

*This summary highlights information contained elsewhere in this prospectus and does not contain all of the information that you should consider in making your investment decision. Before investing in our ADSs, you should carefully read this entire prospectus, including our consolidated financial statements and the related notes and the information set forth under the sections titled “Risk Factors,” “Special Note Regarding Forward-Looking Statements,” and “Management’s Discussion and Analysis of Financial Condition and Results of Operations,” in each case included elsewhere in this prospectus. Unless the context otherwise requires, we use the terms “Endava,” “company,” “our,” “us,” and “we” in this prospectus to refer to Endava Limited and, where appropriate, our consolidated subsidiaries. Our fiscal year ends on June 30.*

## ENDAVA LIMITED

### Overview

We are a leading next-generation technology services provider and help accelerate disruption by delivering rapid evolution to enterprises. We aid our clients in finding new ways to interact with their customers and users, enabling them to become more engaging, responsive and efficient. Using Distributed Enterprise Agile at scale, we collaborate with our clients, seamlessly integrating with their teams, catalyzing ideation and delivering robust solutions. Our approach to ideation comprises an empathy for user needs, curiosity, creativity and a deep understanding of technologies. From proof of concept, to prototype, to production, we use our engineering expertise to deliver enterprise platforms capable of handling millions of transactions per day. Our people, whom we call Endavans, synthesize creativity, technology and delivery at scale in multi-disciplinary teams, enabling us to support our clients from ideation to production.

Waves of technological change are disrupting the nature of competition in every industry. New technologies have enabled the growth and success of companies that leverage these technologies in every aspect of their businesses, or digital native companies, allowing them to be nimble, innovative, data driven and focused on user experience, often through an Agile development approach. Technology has also increased customer expectations, giving customers the ability to choose not only the products and services that they want, but also where, when and how they want them delivered. Incumbent enterprises must undertake digital transformation of their businesses by leveraging technology in order to meet ever-evolving customer expectations and compete with digital native disruptors.

Technological transformation poses numerous challenges for incumbent enterprises. Incumbent enterprises are often laden with legacy infrastructure and applications that are deeply embedded in core transactional systems. Incumbent enterprises are also often stymied by institutional constraints that impede their ability to solve complex problems and rapidly respond to shifting competitive dynamics, as well as ingrained traditional approaches to development. Likewise, internal IT teams at incumbent enterprises often struggle to absorb the rapid pace of technology development and its growing complexity. To effectively harness the power of technology, incumbent enterprises need talent in ideation, strategy, user experience, Agile development and next-generation technologies. While incumbent enterprises have historically looked to traditional information technology, or IT, service providers to undertake technology development projects, these traditional players were built to serve, and remain focused on serving, legacy systems using offshore delivery.

We help our clients become digital, experience-driven businesses by assisting them in their journey from idea generation to development and deployment of products, platforms and solutions. Our expertise spans the ideation-to-production spectrum across three broad solution areas – Digital Evolution, Agile Transformation and Automation. At the core of our approach is our proprietary Distributed Enterprise Agile scaling framework, known as The Endava Agile Scaling framework, or TEAS. TEAS utilizes common Agile scaling frameworks, but enhances them by balancing the requirements of delivering both quality and speed-to-market, helping our clients release higher-quality products to market faster, respond better to market changes and incorporate customer and user feedback through rapid releases and product iterations. Our deep familiarity with technologies developed over the last decade including mobile connectivity, social media, automation, big data analytics and cloud delivery, as well as next-generation technologies such as IoT, artificial intelligence, machine learning, augmented reality, virtual reality and blockchain, allows us to help our clients transform their businesses.



We locate our nearshore delivery centers in countries that not only have abundant IT talent pools, but also offer us an opportunity to be a preferred employer. We provide services from our nearshore delivery centers, located in two European Union countries – Romania and Bulgaria, three other Central Europe countries – Macedonia, Moldova and Serbia, and four countries in Latin America – Argentina, Colombia, Uruguay and Venezuela. We have close-to-client offices in four Western European countries – Denmark, Germany, the Netherlands and the United Kingdom, as well as in the United States. As of March 31, 2018, we had 4,700 employees, approximately 53.7% of whom work in nearshore delivery centers in European Union countries.

As of March 31, 2018 we had 249 active clients, which we define as clients who paid us for services over the preceding 12-month period. We have achieved significant growth in recent periods. For the fiscal years ended June 30, 2015, 2016 and 2017, our revenue was £84.1 million, £115.4 million and £159.4 million, respectively, representing a compound annual growth rate of 37.7% over the three year period. For the nine months ended March 31, 2017 and 2018, our revenue was £116.3 million and £156.1 million, respectively. We generated 77.8%, 64.4% and 50.2% of our revenue for the three fiscal years ended June 30, 2015, 2016 and 2017, respectively, from clients located in the United Kingdom; we generated 12.0%, 17.5% and 33.6% of our revenue in each of those fiscal years, respectively, from clients located in Europe; and we generated the balance of our revenue for each of those fiscal years from clients located in North America. Our revenue growth rate at constant currency, which is a measure that is not calculated and presented in accordance with International Financial Reporting Standards, or IFRS, for the fiscal years ended June 30, 2015, 2016 and 2017 was 32.6%, 36.6% and 28.5% respectively. Our revenue growth rate at constant currency for the nine months ended March 31, 2017 and 2018 was 28.8% and 34.6%, respectively. Over the last five fiscal years, 91.2% of our revenue, on average, each fiscal year came from clients who purchased services from us during the prior fiscal year. Our profit before taxes was £15.2 million, £20.8 million and £21.7 million for the fiscal years ended June 30, 2015, 2016 and 2017, respectively, and our profit before taxes as a percentage of revenue was 18.1%, 18.0% and 13.6%, respectively, for the same periods. Our profit before taxes was £16.2 million and £18.0 million for the nine months ended March 31, 2017 and 2018, respectively, and our profit before taxes as a percentage of revenue was 13.9% and 11.5%, respectively, for the same periods. Our adjusted profit before taxes margin, or Adjusted PBT Margin, which is a measure that is not calculated and presented in accordance with IFRS, was 19.2%, 19.7% and 15.8%, respectively, for the fiscal years ended June 30, 2015, 2016 and 2017. Our Adjusted PBT Margin was 15.8% and 15.3%, respectively, for the nine months ended March 31, 2017 and 2018. See notes 1 and 6 in the section of this prospectus titled “Summary Consolidated Financial Data – Non-IFRS Measures and Other Management Metrics” for a reconciliation of revenue growth rate at constant currency revenue growth rate and for a reconciliation of Adjusted PBT to profit before taxes, respectively, the most directly comparable financial measures calculated and presented in accordance with IFRS.

## **Industry Background**

### ***Overview***

#### *Significant Technology Innovation*

The use of mobile connectivity, social media, automation, big data analytics and cloud delivery have become integral to business execution and emerging trends and technologies hold the potential to significantly reshape industries. Because each new generation of technology builds on and advances the technology that came before it, the pace of technological innovation will continue to accelerate, increasing the pace at which enterprises will need to transform.

#### *Empowered Customers and Users*

The proliferation of new technologies has empowered customers and users across industries and increased their expectations. Empowered customers and users are increasingly discerning and their preferences keep changing as technology evolves.

#### *Rise of the Digital Natives*

These significant technological changes have enabled the emergence of digital native companies, which leverage emerging technologies in every aspect of their businesses and are nimble and innovative, data driven and focused on the user experience. Digital native companies have revolutionized the way technology is used across all functions in

an organization, how technology infrastructure is built and maintained and how technology solutions are developed, deployed and continually improved.

#### *Increasing Adoption of the Agile Approach*

The adoption of Agile development, an iterative and incremental methodology premised on collaboration between cross-functional teams, has become pervasive. Agile is user driven and focused on continuous delivery of small upgrades, facilitating highly differentiated speeds of innovation and time to market.

#### **Challenges to Transformation**

There are several challenges that incumbent enterprises face in achieving technological transformation:

##### *Significant Investment in Legacy Technology*

Incumbent enterprises are often laden with legacy infrastructure and applications that are difficult and expensive to operate and maintain. For most incumbent enterprises, reorienting IT operations with new technology is expensive, time-consuming and risks service disruption.

##### *Barriers to Innovation*

Incumbent enterprises are fundamentally built to do what they are already doing and can struggle with innovation. They are often characterized by ingrained processes and cultural norms that can impede their ability to solve complex problems and rapidly respond to shifting competitive dynamics.

##### *Not Built for Agile*

Incumbent enterprises are often stymied by ingrained traditional approaches to development. The Agile methodology stands in stark contrast to the IT-department-driven, legacy approach often used by incumbent enterprises, which is premised on a sequential and siloed structure, involves long development cycles, fails to integrate user feedback and is often more costly.

##### *Lack of Required Expertise and Talent*

Internal IT teams at incumbent enterprises often struggle to absorb the rapid pace of technology development and its growing complexity. Incumbent enterprises need to acquire and retain talent in ideation, strategy, user experience, Agile development and next-generation technologies.

#### **Limitations of Traditional IT Service Providers**

Incumbent enterprises have historically looked to traditional IT service providers to undertake technology development projects. Traditional IT service providers are built for commoditized development, integration and maintenance engagements, where cost is key. While some of these traditional IT service providers have invested in capabilities to provide user experience strategy and design, as well as Agile development capabilities, they were built to serve, and remain focused on serving, legacy systems using offshore delivery.

#### **Our Opportunity**

According to International Data Corporation, or IDC, the worldwide market for digital transformation services is expected to be approximately \$390 billion in 2018 and is expected to grow at a compound annual growth rate of 19.7% through 2021.

#### **Our Competitive Strengths**

We have distinguished ourselves as a leader in next-generation technology services by leveraging the following competitive strengths:

- **Ideation through Production.** We help our clients become digital, experience-driven businesses by assisting them in their journey from idea generation to development and deployment of products, platforms and solutions.

Our expertise spans the ideation-to-production spectrum across three broad solution areas— Digital Evolution, Agile Transformation and Automation.

- **Proprietary Framework for Distributed Enterprise Agile at Scale.** To allow us to deliver Distributed Enterprise Agile at scale, we have developed a proprietary Agile scaling framework, TEAS. TEAS utilizes common Agile scaling frameworks, but enhances them by balancing the requirements of delivering both quality and speed-to-market.
- **Expertise in Next-Generation Technologies.** We have deep expertise in next-generation technologies that drives our ability to provide solutions for Digital Evolution, Agile Transformation and Automation. Our expertise ranges from technologies developed over the last decade including mobile connectivity, social media, automation, big data analytics and cloud delivery to next-generation technologies such as IoT, artificial intelligence, machine learning, augmented reality, virtual reality and blockchain.
- **Strong Domain Expertise.** We have deep expertise in industry verticals that are being disrupted by technological change, particularly Payments and Financial Services and Technology, Media and Telecommunications.
- **Employer of Choice in Regions with Deep Pools of Talent.** We strive to be one of the leading employers of IT professionals in the regions in which we operate. We locate our nearshore delivery centers in countries that not only have abundant IT talent pools, but also offer us an opportunity to be a preferred employer. For example, a majority of our employees are located in Romania, where we have been identified as a top employer for each of the last five years.
- **Distinctive Culture and Values.** We believe that our people are our most important asset. We provide Endavans with training to develop their technical and soft skills, in an environment where they are continually challenged and given opportunities to grow as professionals. We believe that we have built an organization deeply committed to helping people succeed and that our culture fosters our core values of openness, thoughtfulness and adaptability.
- **Founder Led, Experienced and Motivated Management Team.** Our management team, led by John Cotterell, our founder and chief executive officer, has significant experience in the global technology and services industries. Our most senior 38 employees have an average tenure at Endava of 11 years.

### Our Strategy

We are focused on continuing to distinguish ourselves as a leader in next-generation technology services. The key elements of our strategy include:

- **Expand Relationships with Existing Clients.** We are focused on continuing to expand our relationships with existing clients by helping them solve new problems and become more engaging, responsive and efficient.
- **Establish New Client Relationships.** We believe that we have a significant opportunity to add new clients in our existing core industry verticals and geographies, and to expand our client base to new industry verticals and geographies.
- **Lead Adoption of Next-Generation Technologies.** We seek to apply our creative skills and deep digital technical engineering capabilities to enhance our clients' value to their end customers and users. As a result, we are highly focused on remaining at the forefront of emerging technology trends.
- **Expand Scale in Nearshore Delivery.** As we continue to expand our relationships with existing clients and attract new clients, we plan to expand our teams at existing delivery centers and open new delivery centers in nearshore locations with an abundance of technical talent.
- **Selectively Pursue "Tuck-In" Acquisitions.** We have a demonstrated track record of successfully identifying, acquiring and integrating complementary business and plan to leverage this experience as we pursue our "tuck-in" acquisition strategy.

## **Selected Risks Affecting Our Business**

Investing in our ADSs involves risk. You should carefully consider all the information in this prospectus prior to investing in our ADSs. These risks are discussed more fully in the section entitled “Risk Factors” immediately following this prospectus summary. These risks and uncertainties include, but are not limited to, the following:

- We may not be able to sustain our revenue growth rate in the future.
- We are dependent on our largest clients.
- We must attract and retain highly-skilled IT professionals.
- Our revenue is dependent on a limited number of industry verticals.
- Our profitability could suffer if we are not able to maintain favorable pricing.
- Recent acquisitions and potential future acquisitions could prove difficult to integrate, disrupt our business, dilute shareholder value and strain our resources.
- We are focused on growing our client base in North America and may not be successful.
- We face intense competition.
- We are dependent on our senior management team and key employees.
- If we are unable to comply with our security obligations or our computer systems are or become vulnerable to security breaches, we may face reputational damage and lose clients and revenue.
- The United Kingdom’s withdrawal from the European Union may have a negative effect on global economic conditions, financial markets and our business.
- Fluctuations in currency exchange rates and increased inflation could materially adversely affect our financial condition and results of operations.
- Our international operations involve risks that could increase our expenses, adversely affect our results of operations and require increased time and attention from our management.
- The three class structure of our ordinary shares has the effect of concentrating voting control for the foreseeable future, which will limit your ability to influence corporate matters. Following the completion of this offering, holders of our Class B ordinary shares will collectively beneficially hold shares representing approximately % of the voting rights of our outstanding share capital and John Cotterell, our Chief Executive Officer, will beneficially hold Class B ordinary shares representing approximately % of the voting rights of our outstanding share capital. Notwithstanding this concentration of control, we do not expect that we will qualify as a “controlled company” under New York Stock Exchange listing rules.

## **Corporate Information**

The legal and commercial name of our company is Endava Limited. We were registered under the laws of England and Wales in 2006 with an indefinite life.

Our principal executive office is located at 125 Old Broad Street, London EC2N 1AR, United Kingdom and our telephone number is +44 20 7367 1000. Our agent for service of process in the United States is Endava Inc. Our website address is [www.endava.com](http://www.endava.com). Information contained on, or that can be accessed through, our website is not incorporated by reference into this prospectus, and you should not consider information on our website to be part of this prospectus.

“Endava,” the Endava logo and other trademarks or service marks of Endava Limited appearing in this prospectus are the property of Endava or our subsidiaries. This prospectus contains additional trade names, trademarks and service marks of others, which are the property of their respective owners. Solely for convenience, trademarks and trade names referred to in this prospectus may appear without the ® or TM symbols.

## Corporate Reorganization

Pursuant to the terms of a corporate reorganization to be effected prior to the completion of this offering, all shareholders of Endava Limited will be required to accept designation of existing ordinary shares in the capital of Endava Limited held by them into the same number of either (i) Class B ordinary shares of Endava Limited, where each Class B ordinary share will be entitled to 10 votes per share or (ii) Class C ordinary shares of Endava Limited, where each Class C ordinary share will be entitled to one vote per share, each capable of conversion into one Class A ordinary share; provided, that the Endava Limited Guernsey Employee Benefit Trust will accept redesignation of all existing ordinary shares held by it into the same number of Class A ordinary shares. Following the corporate reorganization but prior to the completion of this offering, Endava Limited will re-register as a public limited company and change its name to Endava plc. See “Corporate Reorganization.”

## Implications of Being an Emerging Growth Company

We are an “emerging growth company” as defined in the Jumpstart Our Business Startups Act of 2012, or the JOBS Act. As such, we may take advantage of certain exemptions from various reporting requirements that are applicable to other publicly traded entities that are not emerging growth companies. These exemptions include:

- the option to present only two years of audited financial statements and related discussion in the section titled “Management’s Discussion and Analysis of Financial Condition and Results of Operations” in this prospectus;
- not being required to comply with the auditor attestation requirements of Section 404 of the Sarbanes-Oxley Act of 2002; and
- not being required to comply with any requirement that may be adopted by the Public Company Accounting Oversight Board regarding mandatory audit firm rotation or a supplement to the auditor’s report providing additional information about the audit and the financial statements (i.e., an auditor discussion and analysis).

As a result, we do not know if some investors will find our ADSs less attractive. The result may be a less active trading market for our ADSs, and the price of our ADSs may become more volatile.

Section 107 of the JOBS Act also provides that an emerging growth company that prepares its financial statements in accordance with U.S. GAAP can take advantage of the extended transition period provided in Section 13(a) of the Securities Exchange Act of 1934, as amended, or the Exchange Act, for complying with new or revised accounting standards. As a result, an emerging growth company can delay the adoption of certain U.S. GAAP accounting standards until those standards would otherwise apply to private companies. We will comply with new or revised accounting standards on the relevant dates on which adoption of such standards is required by the IASB.

We will remain an emerging growth company until the earliest of: (1) the last day of the first fiscal year in which our annual gross revenue exceeds \$1.07 billion; (2) the last day of 2023; (3) the date that we become a “large accelerated filer” as defined in Rule 12b-2 under the Exchange Act, which would occur on the last day of any fiscal year that the aggregate worldwide market value of our common equity held by non-affiliates exceeds \$700 million as of the last business day of our most recently completed second fiscal quarter; or (4) the date on which we have issued more than \$1.0 billion in non-convertible debt securities during any three-year period.

## Implications of Being a Foreign Private Issuer

Upon the completion of this offering, we will report under the Exchange Act as a non-U.S. company with foreign private issuer status. Even after we no longer qualify as an emerging growth company, as long as we qualify as a foreign private issuer under the Exchange Act we will be exempt from certain provisions of the Exchange Act that are applicable to U.S. domestic public companies, including:

- the sections of the Exchange Act regulating the solicitation of proxies, consents or authorizations in respect of a security registered under the Exchange Act;
- the sections of the Exchange Act requiring insiders to file public reports of their stock ownership and trading activities and liability for insiders who profit from trades made in a short period of time; and

- the rules under the Exchange Act requiring the filing with the SEC of quarterly reports on Form 10-Q containing unaudited financial and other specific information, and current reports on Form 8-K upon the occurrence of specified significant events.

Foreign private issuers are also exempt from certain more stringent executive compensation disclosure rules. Thus, even if we no longer qualify as an emerging growth company, but remain a foreign private issuer, we will continue to be exempt from the more stringent compensation disclosures required of companies that are neither an emerging growth company nor a foreign private issuer.

## THE OFFERING

ADSs offered by us	ADSs, each ADS representing one Class A ordinary share
ADSs offered by the selling shareholders	ADSs, each ADS representing one Class A ordinary share
Class A ordinary shares to be outstanding after this offering	shares
Class B ordinary shares to be outstanding after this offering	5,764,525 shares
Class C ordinary shares to be outstanding after this offering	3,255,508 shares
Total Class A ordinary shares, Class B ordinary shares and Class C ordinary shares to be outstanding after this offering	shares

### American Depositary Shares

Each ADS represents one Class A ordinary share, with a nominal value of £0.10 per share. The ADSs may be evidenced by American Depositary Receipts, or ADRs. The depositary will hold the Class A ordinary shares underlying the ADSs, and you will have the rights of an ADS holder or beneficial owner (as applicable) as provided in the deposit agreement among us, the depositary and holders and beneficial owners of ADSs from time to time. To better understand the terms of our ADSs, see "Description of American Depositary Shares." We also encourage you to read the deposit agreement, the form of which is filed as an exhibit to the registration statement of which this prospectus forms a part.

### Depositary

Citibank, N.A.

### Over-allotment option

Certain of the selling shareholders have granted the underwriters an option for a period of 30 days from the date of this prospectus to purchase up to an additional ADSs.

Voting rights

Following this offering we will have three classes of authorized ordinary shares: Class A ordinary shares, Class B ordinary shares and Class C ordinary shares. The rights of the holders of Class A ordinary shares, Class B ordinary and Class C ordinary shares are identical, except with respect to voting, conversion and transfer. The holders of Class A ordinary shares are entitled to one vote per share, the holders of Class B ordinary shares are entitled to ten votes per share and the holders of Class C ordinary shares are entitled to one vote per share on all matters that are subject to shareholder vote. Each Class B ordinary share and Class C ordinary share may be converted into one Class A ordinary share at the option of its holder, subject to certain restrictions, and will be automatically converted into one Class A ordinary share upon transfer thereof, subject to certain exceptions. In addition, (i) on the date that the outstanding Class B ordinary shares represent less than 10% of the aggregate voting power of our share capital, all outstanding Class B ordinary shares will convert automatically into Class A ordinary shares and (ii) on the date that is two years from the date of this prospectus, all Class C ordinary shares will convert automatically into Class A ordinary shares. See "Description of Share Capital and Articles of Association."

Restriction on transfer

We, our executive officers, directors and holders of substantially all of our outstanding ordinary shares (including all of the selling shareholders) have agreed that, subject to certain exceptions, for a period of 180 days from the date of this prospectus, we and they will not, without the prior written consent of Morgan Stanley & Co. LLC, dispose of or hedge any ADSs or shares or any securities convertible into or exchangeable for shares of our company. Morgan Stanley & Co. LLC may, at its discretion, release or waive any of the securities subject to these lock-up agreements at any time.

In addition, our articles of association provide that (i) each holder of Class B ordinary shares may not dispose of (a) any Class B ordinary shares during the period ending 180 days from the date of this prospectus, (b) more than 25% of the Class B ordinary shares held by such holder as of the date of this prospectus in the 18-month period following the date of this prospectus (including by conversion to Class A ordinary shares), (c) more than 40% of the Class B ordinary shares held by such holder as of the date of this prospectus in the three-year period following the date of this prospectus (including by conversion to Class A ordinary shares) and (d) more than 60% of the Class B ordinary shares held by such holder as of the date of this prospectus in the five-year period following the date of this prospectus (including by conversion to Class A ordinary shares) and (ii) each holder of Class C ordinary shares may not dispose of (a) any Class C ordinary shares during the period ending 180 days from the date of this prospectus or (b) more than 25% of the Class C ordinary shares held by such holder as of the date of this prospectus in the 18-month period following the date of this prospectus (including by conversion to Class A ordinary shares).



All of our directors and officers and certain of our other employees have agreed to receive Class B ordinary shares in exchange for all ordinary shares currently held by them. See “Description of Share Capital and Articles of Association.”

Use of proceeds

We estimate that the net proceeds from our sale of ADSs in this offering will be approximately \$            million (£            million), assuming an initial public offering price of \$            per ADS, the midpoint of the price range set forth on the cover page of this prospectus, and after deducting the estimated underwriting discounts and commissions and estimated offering expenses payable by us.

The principal purposes of this offering are to increase our capitalization and financial flexibility and create a public market for our ADSs. We intend to use the net proceeds we receive from this offering to repay in full amounts outstanding under our revolving credit facility with HSBC Bank PLC and for general corporate purposes, including working capital, selling, general and administrative expenses and capital expenditures.

See “Use of Proceeds” for additional information.

We will not receive any of the proceeds from the sale of ADSs by the selling shareholders.

Risk factors

See “Risk Factors” and the other information included in this prospectus for a discussion of factors you should carefully consider before deciding to invest in our ADSs.

Proposed New York Stock Exchange symbol

“DAVA”

The number of our Class A ordinary shares, Class B ordinary shares and Class C ordinary shares that will be outstanding after this offering is based on 9,960,829 ordinary shares outstanding as of March 31, 2018, and excludes:

- 33,846 Class A ordinary shares issuable upon the exercise of share options outstanding as of March 31, 2018, at a weighted average exercise price of £4.33 per share, with the balance of the total number of 974,642 Class A ordinary shares subject to share options outstanding as of March 31, 2018 being currently issued and outstanding and held by the Endava Limited Guernsey Employee Benefit Trust;
- Class A ordinary shares that will be issued, following the completion of this offering, in connection with our acquisition of Velocity Partners LLC, or Velocity Partners, assuming a public offering price of \$            per ADS, the midpoint of the price range set forth on the cover of this prospectus;
- Class A ordinary shares reserved for future issuance pursuant to our 2018 Equity Incentive Plan, which will become effective prior to the completion of this offering and includes provisions that automatically increase the number of Class A ordinary shares reserved for issuance thereunder each year, and which number of reserved shares includes Class A ordinary shares that we will be required to issue to certain continuing employees of Velocity Partners over a period of three years following the completion of this offering; and
- Class A ordinary shares reserved for future issuance pursuant to the Endava plc 2018 Sharesave Plan, which will become effective prior to the completion of this offering and includes provisions that automatically increase the number of Class A ordinary shares reserved for issuance thereunder each year.

Unless otherwise indicated, this prospectus reflects and assumes the following:

- the redesignation of an aggregate of 940,796 of our outstanding ordinary shares into an aggregate of 940,796 Class A ordinary shares prior to the completion of this offering;
- the redesignation of an aggregate of 5,764,525 of our outstanding ordinary shares into an aggregate of 5,764,525 Class B ordinary shares prior to the completion of this offering;
- the redesignation of an aggregate of 3,255,508 of our outstanding ordinary shares into an aggregate of 3,255,508 Class C ordinary shares prior to the completion of this offering;
- the modification of all outstanding options to acquire ordinary shares into options to acquire an equal number of redesignated Class A ordinary shares prior to the completion of this offering;
- the completion of the transactions described in the section of this prospectus titled “Corporate Reorganization”;
- a one-for- reverse share split of each class of our ordinary shares effected on , 2018;
- no exercise of outstanding share options after March 31, 2018;  
and
- no exercise of the underwriters’ over-allotment option.

## SUMMARY CONSOLIDATED FINANCIAL DATA

The following tables set forth our summary consolidated financial data for the periods indicated. We have derived the consolidated statement of comprehensive income for the fiscal years ended June 30, 2016 and 2017 and the consolidated balance sheet data as of June 30, 2017 from our audited consolidated financial statements included elsewhere in this prospectus. In order to provide additional historical financial information, we have included supplemental unaudited consolidated statements of operation data for the fiscal year ended June 30, 2015, which is derived from the consolidated statement of comprehensive income for the fiscal year ended June 30, 2015 from our unaudited financial statements not included elsewhere in this prospectus. We derived the consolidated statement of comprehensive income for the nine months ended March 31, 2017 and 2018 and the consolidated balance sheet as of March 31, 2018 from our unaudited condensed consolidated financial statements included elsewhere in this prospectus. We have prepared the unaudited consolidated financial statements on the same basis as the audited consolidated financial statements. In the opinion of management, the unaudited financial statements reflect all adjustments, consisting only of normal, recurring adjustments, necessary for a fair statement of the financial information in those statements. Our historical results are not necessarily indicative of the results that should be expected for any future period, and our results for the nine months ended March 31, 2018 are not necessarily indicative of the results to be expected for the full fiscal year. You should read the following summary consolidated financial data together with the audited consolidated financial statements included elsewhere in this prospectus and the sections titled "Exchange Rate Information" and "Management's Discussion and Analysis of Financial Condition and Results of Operations."

We maintain our books and records in British Pounds, and we prepare our financial statements in accordance with IFRS as issued by the IASB. We report our financial results in British Pounds.

	Fiscal Year Ended June 30,				Nine Months Ended March 31,			
	2015 (£)	2016 (£)	2017 (£)	2017 (\$ <sup>(1)</sup> )	2017 (£)	2018 (£)	2018 (\$ <sup>(1)</sup> )	
(in thousands, except for share and per share amounts)								
<b>Consolidated Statements of Operations Data:</b>								
Revenue	£ 84,107	£ 115,432	£ 159,368	\$ 223,625	£ 116,322	£ 156,140	\$ 219,096	
Cost of sales:								
Direct cost of sales <sup>(2)</sup>	(49,717)	(68,517)	(98,853)	(138,711)	(72,692)	(96,104)	(134,853)	
Allocated cost of sales	(3,674)	(6,529)	(9,907)	(13,902)	(6,943)	(9,281)	(13,023)	
Total cost of sales	(53,391)	(75,046)	(108,760)	(152,613)	(79,635)	(105,385)	(147,876)	
Gross profit	30,716	40,386	50,608	71,012	36,687	50,755	71,220	
Selling, general and administrative expenses <sup>(2)</sup>	(13,729)	(20,453)	(27,551)	(38,660)	(19,993)	(31,755)	(44,559)	
Operating profit	16,987	19,933	23,057	32,352	16,694	19,000	26,661	
Net finance (costs)/income	(1,781)	898	(1,357)	(1,904)	(515)	(1,030)	(1,445)	
Profit before tax	15,206	20,831	21,700	30,448	16,179	17,970	25,216	
Tax on profit on ordinary activities	(1,659)	(4,125)	(4,868)	(6,831)	(3,629)	(3,893)	(5,463)	
Net profit	£ 13,547	£ 16,706	£ 16,832	\$ 23,617	£ 12,550	£ 14,077	\$ 19,753	
Earnings per share, basic	£ 1.76	£ 1.84	£ 1.86	\$ 2.61	£ 1.39	£ 1.56	\$ 2.19	
Earnings per share, diluted	£ 1.47	£ 1.69	£ 1.71	\$ 2.40	£ 1.27	£ 1.42	\$ 1.99	
Weighted average number of shares outstanding, basic	7,696,492	9,077,842	9,051,750	9,051,750	9,060,100	9,020,033	9,020,033	
Weighted average number of shares outstanding, diluted	9,230,051	9,863,609	9,858,504	9,858,504	9,874,961	9,911,426	9,911,426	

(1) Translated solely for convenience into dollars at the rate of £1.00 = \$1.4032.

(2) Includes share-based compensation expenses as follows:

	Fiscal Year Ended June 30,			Nine Months Ended March 31,	
	2015	2016	2017	2017	2018
	(in thousands)				
Direct cost of sales	£ 115	£ 587	£ 560	£ 448	£ 686
Selling, general and administrative expenses	65	181	294	228	340
Total	£ 180	£ 768	£ 854	£ 676	£ 1,026

As of March 31, 2018	
Actual	As Adjusted <sup>(1)(2)</sup>

#### Consolidated Balance Sheet Data:

Cash and cash equivalents	£ 9,462	£
Working capital <sup>(3)</sup>	(5,197)	
Total assets	138,303	
Total liabilities	75,808	
Total shareholders' equity	62,495	

- (1) As adjusted consolidated balance sheet data reflects the sale of ADSs in this offering at an assumed initial public offering price of \$ per ADS, the midpoint of the price range set forth on the cover of this prospectus, after deducting the estimated underwriting discounts and commissions and estimated offering expenses payable by us.
- (2) As adjusted consolidated balance sheet data is illustrative only and will change based on the actual initial public offering price and other terms of this offering determined at pricing. Each \$1.00 increase or decrease in the assumed initial public offering price of \$ per ADS, the midpoint of the price range set forth on the cover of this prospectus, would increase or decrease each of as adjusted cash and cash equivalents, working capital, total assets and total shareholders' equity by approximately £ (\$ ) million, assuming that the number of ADSs offered by us, as set forth on the cover of this prospectus, remains the same, and after deducting estimated underwriting discounts and commissions and estimated offering expenses payable by us. We may also increase or decrease the number of ADS we are offering. Each 1,000,000 share increase or decrease in the number of ADSs offered by us would increase or decrease each of as adjusted cash and cash equivalents, working capital, total assets and total shareholders' equity by approximately £ (\$ ) million.
- (3) Working capital is defined as total current assets minus total current liabilities.

#### Non-IFRS Measures and Other Management Metrics

We regularly monitor a number of financial and operating metrics to evaluate our business, measure our performance, identify trends affecting our business, formulate financial projections and make strategic decisions. Our management metrics may be calculated in a different manner than similarly titled metrics used by other companies.

	Fiscal Year Ended June 30,			Nine Months Ended March 31,	
	2015	2016	2017	2017	2018
	(pounds in thousands)				
Revenue growth rate at constant currency <sup>(1)</sup>	32.6%	36.6%	28.5%	28.8%	34.6%
Average number of employees involved in delivery of our services <sup>(2)</sup>	1,645	2,336	3,181	3,115	3,829
Revenue concentration <sup>(3)</sup>	65.5%	53.7%	49.1%	50.4%	43.1%
Number of large clients <sup>(4)</sup>	18	26	34	36	42
Adjusted profit before taxes margin <sup>(5)</sup>	19.2%	19.7%	15.8%	15.8%	15.3%
Free cash flow <sup>(6)</sup>	£ 9,492	£ 10,115	£ 11,186	£ 370	£ 17,500

- (1) We monitor our revenue growth rate at constant currency. As the impact of foreign currency exchange rates is highly variable and difficult to predict, we believe revenue growth rate at constant currency allows us to better understand the underlying business trends and performance of our ongoing operations on a period-over-period basis. We calculate revenue growth rate

at constant currency by translating revenue from entities reporting in foreign currencies into British Pounds using the comparable foreign currency exchange rates from the prior period. For example, the average rates in effect for the fiscal year ended June 30, 2016 were used to convert revenue for the fiscal year ended June 30, 2017 and the revenue for the comparable prior period ended June 30, 2016, rather than the actual exchange rates in effect during the respective period. Revenue growth rate at constant currency is not a measure calculated in accordance with IFRS. While we believe that revenue growth rate at constant currency provides useful information to investors in understanding and evaluating our results of operations in the same manner as our management, our use of revenue growth rate at constant currency has limitations as an analytical tool, and you should not consider it in isolation or as a substitute for analysis of our financial results as reported under IFRS. Further, other companies, including companies in our industry, may report the impact of fluctuations in foreign currency exchange rates differently, which may reduce the value of our revenue growth rate at constant currency as a comparative measure. The following table presents a reconciliation of revenue growth rate at constant currency to revenue growth rate, the most directly comparable financial measure calculated and presented in accordance with IFRS, for each of the periods indicated:

	Fiscal Year Ended June 30,			Nine Months Ended March 31,	
	2015	2016	2017	2017	2018
	(pounds in thousands)				
Revenue	£ 84,107	£ 115,432	£ 159,368	£ 116,322	£ 156,140
Revenue period-over-period growth rate	31.6%	37.2 %	38.1 %	39.4 %	34.2%
Estimated impact of foreign currency exchange rate fluctuations	1.0%	(0.6)%	(9.6)%	(10.6)%	0.4%
Revenue growth rate at constant currency	32.6%	36.6 %	28.5 %	28.8 %	34.6%

- (2) We monitor our average number of employees involved in delivery of our services because we believe it gives us visibility to the size of both our revenue-producing base and our most significant cost base, which in turn allows us better understand changes in our utilization rates and gross margins on a period-over-period basis. We calculate average number of employees involved in delivery of our services as the average of our number of full-time employees involved in delivery of our services on the last day of each month in the relevant period.
- (3) We monitor our revenue concentration to better understand our dependence on large clients on a period-over-period basis and to monitor our success in diversifying our revenue basis. We define revenue concentration as the percent of our total revenue derived from our 10 largest clients by revenue in each period presented.
- (4) We monitor our number of large clients to better understand our progress in winning large contracts on a period-over-period basis. We define number of large clients as the number of clients from whom we generated more than £1.0 million of revenue in the prior 12-month period.

- (5) We monitor our adjusted profit before taxes margin, or Adjusted PBT Margin, to better understand our ability to manage operational costs, to evaluate our core operating performance and trends and to develop future operating plans. In particular, we believe that the exclusion of certain expenses in calculating Adjusted PBT Margin facilitates comparisons of our operating performance on a period-over-period basis. Our Adjusted PBT Margin is our Adjusted PBT, which is our profit before taxes adjusted to exclude the impact of share-based compensation expense, amortization of acquired intangible assets, realized and unrealized foreign currency exchange gains and losses and initial public offering expenses incurred (all of which are non-cash other than realized foreign currency exchange gains and losses and initial public offering expenses), as a percentage of our total revenue. We do not consider these excluded items to be indicative of our core operating performance. Adjusted PBT Margin is not a measure calculated in accordance with IFRS. While we believe that Adjusted PBT Margin provides useful information to investors in understanding and evaluating our results of operations in the same manner as our management, our use of Adjusted PBT Margin has limitations as an analytical tool, and you should not consider it in isolation or as a substitute for analysis of our financial results as reported under IFRS. For example, Adjusted PBT Margin does not reflect the potentially dilutive impact of share-based compensation nor does it reflect the potentially significant impact of foreign currency exchange rate fluctuations on our working capital. Further, other companies, including companies in our industry, may adjust their profit differently to capture their operating performance, which may reduce the value of Adjusted PBT Margin as a comparative measure. The following table presents a reconciliation of Adjusted PBT to profit before taxes, the most directly comparable financial measure calculated and presented in accordance with IFRS, for each of the periods indicated:

	Fiscal Year Ended June 30,			Nine Months Ended March 31,	
	2015	2016	2017	2017	2018
	(in thousands)				
Profit before taxes	£ 15,206	£ 20,831	£ 21,700	£ 16,179	£ 17,970
Share-based compensation expense	180	768	854	676	1,026
Amortization of acquired intangible assets	—	1,165	1,715	1,256	1,804
Foreign currency exchange (gains) losses, net	754	(4)	967	213	545
Initial public offering expenses incurred	—	—	—	—	2,472
Adjusted PBT	£ 16,140	£ 22,760	£ 25,236	£ 18,324	£ 23,817

- (6) We monitor our free cash flow to better understand and evaluate our liquidity position and to develop future operating plans. Our free cash flow is our net cash provided by (used in) operating activities, plus grant received, less purchases of non-current tangible and intangible assets and plus initial public offering expenses paid. For a discussion of grant received, see “Management’s Discussion and Analysis of Financial Condition and Results of Operations—Components of Results of Operations—Cost of Sales.” Free cash flow is not a measure calculated in accordance with IFRS. While we believe that free cash flow provides useful information to investors in understanding and evaluating our liquidity position in the same manner as our management, our use of free cash flow has limitations as an analytical tool, and you should not consider it in isolation or as a substitute for analysis of our financial results as reported under IFRS. Further, other companies, including companies in our industry, may adjust their cash flows differently to capture their liquidity, which may reduce the value of free cash flow as a comparative measure. The following table presents a reconciliation of free cash flow to net cash provided by (used in) operating activities, the most directly comparable financial measure calculated and presented in accordance with IFRS, for each of the periods indicated:

	Fiscal Year Ended June 30,			Nine Months Ended March 31,	
	2015	2016	2017	2017	2018
	(in thousands)				
Net cash provided by (used in) operating activities	£ 11,107	£ 10,897	£ 14,740	£ 3,788	£ 20,374
Grant received	468	1,948	2,924	—	147
Purchases of non-current assets (tangible and intangible)	(2,083)	(2,730)	(6,478)	(3,418)	(3,678)
Initial public offering expenses paid	—	—	—	—	657
Free cash flow	£ 9,492	£ 10,115	£ 11,186	£ 370	£ 17,500

## RISK FACTORS

*Investing in our ADSs involves a high degree of risk. You should consider carefully the risks and uncertainties described below, together with all of the other information in this prospectus, including our consolidated financial statements and related notes, before deciding whether to purchase our ADSs. If any of the following risks are realized, our business, financial condition, results of operations and prospects could be materially and adversely affected. In that event, the price of our ADSs could decline, and you could lose part or all of your investment.*

### **Risks Related to Our Business and Industry**

#### ***We may not be able to sustain our revenue growth rate in the future.***

We have experienced rapid revenue growth in recent periods. Our revenue increased by 38.1% from £115.4 million in the fiscal year ended June 30, 2016 to £159.4 million in the fiscal year ended June 30, 2017. We may not be able to sustain revenue growth consistent with our recent history or at all. You should not consider our revenue growth in recent periods as indicative of our future performance. As we grow our business, we expect our revenue growth rates to slow in future periods due to a number of factors, which may include slowing demand for our services, increasing competition, decreasing growth of our overall market, our inability to engage and retain a sufficient number of IT professionals or otherwise scale our business, prevailing wages in the markets in which we operate or our failure, for any reason, to capitalize on growth opportunities.

#### ***We are dependent on our largest clients.***

Historically, a significant percentage of our revenue has come from our existing client base. For example, during the fiscal year ended June 30, 2017, 90.5% of our revenue came from clients from whom we generated revenue during the prior fiscal year. However, the volume of work performed for a specific client is likely to vary from year to year, especially since we generally do not have long-term commitments from our clients' and are often not our clients' exclusive technology services provider. A major client in one year may not provide the same level of revenue for us in any subsequent year. Further, one or more of our significant clients could get acquired and there can be no assurance that the acquirer would choose to use our services in respect of such client to the same degree as previously, if at all. In particular, some of our clients are owned by private equity firms and are therefore inherently more likely to be sold at some point in the future.

In addition, the services we provide to our clients, and the revenue and income from those services, may decline or vary as the type and quantity of services we provide changes over time. In addition, our reliance on any individual client for a significant portion of our revenue may give that client a certain degree of pricing leverage against us when negotiating contracts and terms of service. In order to successfully perform and market our services, we must establish and maintain multi-year close relationships with our clients and develop a thorough understanding of their businesses. Our ability to maintain these close relationships is essential to the growth and profitability of our business. If we fail to maintain these relationships and successfully obtain new engagements from our existing clients, we may not achieve our revenue growth and other financial goals.

During the fiscal years ended June 30, 2016 and June 30, 2017 and the nine months ended March 31, 2017 and 2018, our ten largest clients accounted for 53.7%, 49.1%, 50.4% and 43.1% of our revenue, respectively. Our largest client for the fiscal years ended June 30, 2016 and June 30, 2017 and the nine months ended March 31, 2017 and 2018, Worldpay (UK) Limited, or Worldpay, accounted for 15.6%, 13.0%, 13.2% and 11.4% of our revenue, respectively. We are party to two principal agreements with Worldpay: a master services agreement and a build and operate agreement. Under the master services agreement, Worldpay committed to spend an aggregate of £55.7 million, after giving effect to certain discounts, with us during the period from January 1, 2017 to December 31, 2021, with annual discounted commitments ranging from £9.7 million to £12.2 million. Either we or Worldpay may terminate the master services agreement for cause (including material breach by the other party) and Worldpay may terminate the master services agreement if we undergo a change of control or due to regulatory requirements. In addition, following July 1, 2018, Worldpay may terminate the master services agreement for convenience subject to six months prior notice and payment of 30% of the minimum undiscounted commitment amount for the 12-month period following termination.

Under the build and operate agreement, we created and staffed a captive Romanian subsidiary for Worldpay. Worldpay issues us orders to hire personnel to the captive Romanian subsidiary and we bill Worldpay for the cost of such personnel throughout the term of the build and operate agreement. Pursuant to an option and transfer agreement, Worldpay has an option to acquire the captive Romanian subsidiary from us, which may be exercised in either September 2019 or January 2020 by Worldpay giving us three months' notice and paying us fair market value for the shares of the captive Romanian subsidiary; provided, that the aggregate purchase price will not be less than £2.5 million nor more than £6.0 million. To the extent both parties deem commercially beneficial, Worldpay may also exercise the option prior to September 2019. If Worldpay exercises its option under the option and transfer agreement, the build and operate agreement would terminate upon consummation of the option exercise. If Worldpay does not exercise its option under the option and transfer agreement, the build and operate agreement would terminate on July 31, 2020, subject to earlier termination as set forth below, following which we would be solely responsible for all costs associated with the captive Romanian subsidiary. Either we or Worldpay may terminate the build and operate agreement for cause (including material breach) and Worldpay may terminate the build and operate agreement if we undergo a change of control to a Worldpay competitor. If we terminate the build and operate agreement as a result of Worldpay's material breach, Worldpay is required to pay us €2.0 million. In addition, Worldpay may terminate the build and operate agreement for convenience subject to six months prior notice and, if such termination occurs in 2018 or 2019, payment of between €2.0 million and €650,000. As of March 31, 2018, the captive Romanian subsidiary employed approximately 100 people, representing approximately one quarter of our total number of employees working on various projects for Worldpay as of March 31, 2018. The captive Romanian subsidiary contributed approximately 1.5% of our total revenue in the fiscal year ended June 30, 2017. If Worldpay were to exercise its option to acquire the captive Romanian subsidiary, we would immediately lose future revenue and associated cost from this captive subsidiary. In addition, the exercise of this option may increase the likelihood that Worldpay would cease engaging us for new projects, which could affect our revenue, business, results of operations and financial condition and the market price of our ADSs. In January 2018, Worldpay was acquired by Vantiv. There can be no assurance that our relationship will not be adversely affected as a result of this acquisition.

***We generally do not have long-term commitments from our clients, and our clients may terminate engagements before completion or choose not to enter into new engagements with us.***

Our clients are generally not obligated for any long-term commitments to us. Our clients can terminate many of our master services agreements and work orders with or without cause, in some cases subject only to 15 days' prior notice in the case of termination without cause. Although a substantial majority of our revenue is typically generated from clients who also contributed to our revenue during the prior year, our engagements with our clients are typically for projects that are singular in nature. In addition, large and complex projects may involve multiple engagements or stages, and a client may choose not to retain us for additional stages or may cancel or delay additional planned engagements. Therefore, we must seek to obtain new engagements when our current engagements are successfully completed or are terminated as well as maintain relationships with existing clients and secure new clients to maintain and expand our business.

Even if we successfully deliver on contracted services and maintain close relationships with our clients, a number of factors outside of our control could cause the loss of or reduction in business or revenue from our existing clients. These factors include, among other things:

- the business or financial condition of that client or the economy generally;
- a change in strategic priorities by that client, resulting in a reduced level of spending on technology services;
- changes in the personnel at our clients who are responsible for procurement of information technology, or IT, services or with whom we primarily interact;
- a demand for price reductions by that client;
- mergers, acquisitions or significant corporate restructurings involving that client; and
- a decision by that client to move work in-house or to one or several of our competitors.



The loss or diminution in business from any of our major clients could have a material adverse effect on our revenue and results of operations. The ability of our clients to terminate agreements makes our future revenue uncertain. We may not be able to replace any client that elects to terminate or not renew its contract with us, which could materially adversely affect our revenue and thus our results of operations. Further, terminations or delays in engagements may make it difficult to plan our project resource requirements.

***We must attract and retain highly-skilled IT professionals.***

In order to sustain our growth, we must attract and retain a large number of highly-skilled and talented IT professionals. During the fiscal year ended June 30, 2017, we increased our headcount by 949 employees, or 34.0%. Our business is people driven and, accordingly, our success depends upon our ability to attract, develop, motivate, retain and effectively utilize highly-skilled IT professionals in our delivery locations, which are principally located in Bulgaria, Macedonia, Moldova, Romania and Serbia, which we collectively refer to as Central Europe, and Argentina, Colombia, Uruguay and Venezuela in Latin America. We believe that there is significant competition for technology professionals in the geographic regions in which our delivery centers are located and that such competition is likely to continue for the foreseeable future. Increased hiring by technology companies and increasing worldwide competition for skilled technology professionals may lead to a shortage in the availability of suitable personnel in the locations where we operate and hire. Our ability to properly staff projects, maintain and renew existing engagements and win new business depends, in large part, on our ability to recruit, train and retain IT professionals. Failure to hire, train and retain IT professionals in sufficient numbers could have a material adverse effect on our business, results of operations and financial condition.

***Increases in our current levels of attrition may increase our operating costs and adversely affect our future business prospects.***

The technology industry generally experiences a significant rate of turnover of its workforce. There is a limited pool of individuals who have the skills and training needed to help us grow our company. We compete for such talented individuals not only with other companies in our industry but also with companies in other industries, such as software services, engineering services, financial services and technology generally, among others. High attrition rates of IT personnel would increase our hiring and training costs and could have an adverse effect on our ability to complete existing contracts in a timely manner, meet client objectives and expand our business.

***Our revenue is dependent on a limited number of industry verticals, and any decrease in demand for technology services in these verticals or our failure to effectively penetrate new verticals could adversely affect our results of operations.***

Historically, we have focused on developing industry expertise and deep client relationships in a limited number of industry verticals. As a result, a substantial portion of our revenue has been generated by clients operating in the Payments and Financial Services vertical and the technology, media and telecommunications, or TMT, vertical. Payments and Financial Services and TMT constituted 55.1% and 36.8% of our revenue, respectively, for the fiscal year ended June 30, 2016, 57.1% and 30.5% of our revenue, respectively, for the fiscal year ended June 30, 2017 and 58.3% and 28.0% of our revenue, respectively, for the nine months ended March 31, 2018. Our business growth largely depends on continued demand for our services from clients in Payments and Financial Services and TMT, and any slowdown or reversal of the trend to spend on technology services in these verticals could result in a decrease in the demand for our services and materially adversely affect our revenue, financial condition and results of operations.

We have also recently begun expanding our business into other verticals, such as consumer products, healthcare, logistics and retail. However, we have less experience in these verticals and there can be no assurance that we will be successful in penetrating these verticals. There may be competitors in these verticals that may be entrenched and difficult to dislodge. As a result of these and other factors, our efforts to expand our client base may be expensive and may not succeed, and we therefore may be unable to grow our revenue. If we fail to further penetrate our existing industry verticals or expand our client base in new verticals, we may be unable to grow our revenue and our operating results may be harmed.

Other developments in the industries in which we operate may also lead to a decline in the demand for our services, and we may not be able to successfully anticipate and prepare for any such changes. For example, consolidation or

acquisitions, particularly involving our clients, may adversely affect our business. Our clients and potential clients may experience rapid changes in their prospects, substantial price competition and pressure on their profitability. This, in turn, may result in increasing pressure on us from clients and potential clients to lower our prices, which could adversely affect our revenue, results of operations and financial condition.

***Our contracts could be unprofitable.***

We perform our services primarily under time-and-materials contracts (where materials costs consist of travel and out-of-pocket expenses). We charge out the services performed by our employees under these contracts at daily or hourly rates that are agreed at the time at which the contract is entered. The rates and other pricing terms negotiated with our clients are highly dependent on our internal forecasts of our operating costs and predictions of increases in those costs influenced by wage inflation and other marketplace factors, as well as the volume of work provided by the client. Our predictions are based on limited data and could turn out to be inaccurate, resulting in contracts that may not be profitable. Typically, we do not have the ability to increase the rates established at the outset of a client project, other than on an annual basis and often subject to caps. Independent of our right to increase our rates on an annual basis, client expectations regarding the anticipated cost of a project may limit our practical ability to increase our rates for ongoing work.

In addition to our time-and-materials contracts, we undertake some engagements on a fixed-price basis and also provide managed services in certain cases. Revenue from our fixed-price contracts represented 5.4% of total revenue for the fiscal year ended June 30, 2017. Revenue from our managed service contracts represented 10.0% of total revenue for the fiscal year ended June 30, 2017. Our pricing in fixed-price and managed service contracts is highly dependent on our assumptions and forecasts about the costs we expect to incur to complete the related project, which are based on limited data and could turn out to be inaccurate. Any failure by us to accurately estimate the resources, including the skills and seniority of our employees, required to complete a fixed-price or managed service contracts on time and on budget or meet a service level on a managed service contract, or any unexpected increase in the cost of our employees assigned to the related project, office space or materials could expose us to risks associated with cost overruns and could have a material adverse effect on our business, results of operations and financial condition. In addition, any unexpected changes in economic conditions that affect any of the foregoing assumptions and predictions could render contracts that would have been favorable to us when signed unfavorable.

***Our profitability could suffer if we are not able to maintain favorable pricing.***

Our profitability and operating results are dependent on the rates we are able to charge for our services. Our rates are affected by a number of factors, including:

- our clients' perception of our ability to add value through our services;
- our competitors' pricing policies;
- bid practices of clients and their use of third-party advisors;
- the ability of large clients to exert pricing pressure;
- employee wage levels and increases in compensation costs;
- employee utilization levels;
- our ability to charge premium prices when justified by market demand or the type of service; and
- general economic conditions.

If we are not able to maintain favorable pricing for our services, our profitability could suffer.

***We must maintain adequate resource utilization rates and productivity levels.***

Our profitability and the cost of providing our services are affected by our utilization rates of our employees in our delivery locations. If we are not able to maintain appropriate utilization rates for our employees involved in delivery

of our services, our profit margin and our profitability may suffer. Our utilization rates are affected by a number of factors, including:

- our ability to promptly transition our employees from completed projects to new assignments and to hire and integrate new employees;
- our ability to forecast demand for our services and thereby maintain an appropriate number of employees in each of our delivery locations;
- our ability to deploy employees with appropriate skills and seniority to projects;
- our ability to manage the attrition of our employees;  
and
- our need to devote time and resources to training, professional development and other activities that cannot be billed to our clients.

Our revenue could also suffer if we misjudge demand patterns and do not recruit sufficient employees to satisfy demand. Employee shortages could prevent us from completing our contractual commitments in a timely manner and cause us to lose contracts or clients. Further, to the extent that we lack sufficient employees with lower levels of seniority and daily or hourly rates, we may be required to deploy more senior employees with higher rates on projects without the ability to pass such higher rates along to our clients, which could adversely affect our profit margin and profitability.

***Recent acquisitions and potential future acquisitions could prove difficult to integrate, disrupt our business, dilute shareholder value and strain our resources.***

We recently completed our acquisition of Velocity Partners expanding our client base in North America and our business operations in North and Latin America. In addition, we have completed four other acquisitions during the last five fiscal years. In the future, we may acquire additional businesses that we believe could complement or expand our business. Integrating the operations of acquired businesses successfully or otherwise realizing any of the anticipated benefits of acquisitions, including anticipated cost savings and additional revenue opportunities, involves a number of potential challenges. The failure to meet these integration challenges could seriously harm our financial condition and results of operations. Realizing the benefits of acquisitions depends in part on the integration of operations and personnel. These integration activities are complex and time-consuming, and we may encounter unexpected difficulties or incur unexpected costs, including:

- our inability to achieve the operating synergies anticipated in the acquisitions;
- diversion of management attention from ongoing business concerns to integration matters;
- consolidating and rationalizing information technology platforms and administrative infrastructures;
- complexities associated with managing the geographic separation of the combined businesses and consolidating multiple physical locations;
- retaining IT professionals and other key employees and achieving minimal unplanned attrition;
- integrating personnel from different corporate cultures while maintaining focus on providing consistent, high quality service;
- demonstrating to our clients and to clients of acquired businesses that the acquisition will not result in adverse changes in client service standards or business focus;
- possible cash flow interruption or loss of revenue as a result of transitional matters;  
and
- inability to generate sufficient revenue to offset acquisition costs.

Acquired businesses may have liabilities or adverse operating issues that we fail to discover through due diligence prior to the acquisition. In particular, to the extent that prior owners of any acquired businesses or properties failed to

comply with or otherwise violated applicable laws or regulations, or failed to fulfill their contractual obligations to clients, we, as the successor owner, may be financially responsible for these violations and failures and may suffer financial or reputational harm or otherwise be adversely affected. Similarly, our acquisition targets may not have as robust internal controls over financial reporting as would be expected of a public company. Acquisitions also frequently result in the recording of goodwill and other intangible assets which are subject to potential impairment in the future that could harm our financial results. We may also become subject to new regulations as a result of an acquisition, including if we acquire a business serving clients in a regulated industry or acquire a business with clients or operations in a country in which we do not already operate. In addition, if we finance acquisitions by issuing convertible debt or equity securities, our existing shareholders may be diluted, which could affect the market price of our ADSs. As a result, if we fail to properly evaluate acquisitions or investments, we may not achieve the anticipated benefits of any such acquisitions, and we may incur costs in excess of what we anticipate. Acquisitions frequently involve benefits related to the integration of operations of the acquired business. The failure to successfully integrate the operations or otherwise to realize any of the anticipated benefits of the acquisition could seriously harm our results of operations.

***We are focused on growing our client base in North America and may not be successful.***

We are focused on geographic expansion, particularly in North America. In fiscal year 2017, 16.3% of our revenue came from clients in North America and in the nine months ended March 31, 2018, 18.9% of our revenue came from clients in North America. From fiscal year 2016 to fiscal year 2017, our revenue from clients in North America increased by 24.1%. We have made significant investments to expand in North America, including our recent acquisition of Velocity Partners in December 2017, which increased our sales presence in North America and added nearshore delivery capacity in Latin America. However, our ability to add new clients will depend on a number of factors, including our ability to successfully integrate our acquisition of Velocity Partners, market perception of our services, our ability to successfully add nearshore delivery center capacity and pricing, competition and overall economic conditions. If we are unable to retain existing clients and attract new clients in North America, we may be unable to grow our revenue and our business and results of operations could be adversely affected.

***We may be unable to effectively manage our rapid growth or achieve anticipated growth, which could place significant strain on our management personnel, systems and resources.***

We have experienced rapid growth and significantly expanded our business over the past several years, both organically and through acquisitions. We intend to continue to grow our business in the foreseeable future and to pursue existing and potential market opportunities. We have also increased the size and complexity of the projects that we undertake for our clients and hope to continue being engaged for larger and more complex projects in the future. As we add new delivery sites, introduce new services or enter into new markets, we may face new market, technological and operational risks and challenges with which we are unfamiliar, and we may not be able to mitigate these risks and challenges to successfully grow those services or markets. We may not be able to achieve our anticipated growth or successfully execute large and complex projects, which could materially adversely affect our revenue, results of operations, business and prospects.

Our future growth depends on us successfully recruiting, hiring and training IT professionals, expanding our delivery capabilities, adding effective sales staff and management personnel, adding service offerings, maintaining existing clients and winning new business. Effective management of these and other growth initiatives will require us to continue to improve our infrastructure, execution standards and ability to expand services. As our company grows, and we are required to add more employees and infrastructure to support our growth, we may find it increasingly difficult to maintain our corporate culture. If we fail to maintain a culture that fosters career development, innovation, creativity and teamwork, we could experience difficulty in hiring and retaining IT professionals. Failure to manage growth effectively could have a material adverse effect on the quality of the execution of our engagements, our ability to attract and retain IT professionals and our business, results of operations and financial condition.

***We face intense competition.***

The market for technology and IT services is intensely competitive, highly fragmented and subject to rapid change and evolving industry standards and we expect competition to intensify. We believe that the principal competitive factors that we face are the ability to innovate; technical expertise and industry knowledge; end-to-end solution offerings;

delivery location; price; reputation and track record for high-quality and on-time delivery of work; effective employee recruiting; training and retention; responsiveness to clients' business needs; scale; and financial stability.

Our primary competitors include next-generation IT service providers, such as Globant S.A. and EPAM Systems; digital agencies and consulting companies, such as Ideo, McKinsey & Company, The Omnicom Group, Sapient Corporation and WPP plc; global consulting and traditional IT services companies, such as Accenture PLC, Capgemini SE, Cognizant Technology Solutions Corporation and Tata Consultancy Services Limited; and in-house development departments of our clients. Many of our competitors have substantially greater financial, technical and marketing resources and greater name recognition than we do. As a result, they may be able to compete more aggressively on pricing or devote greater resources to the development and promotion of technology and IT services. Companies based in some emerging markets also present significant price competition due to their competitive cost structures and tax advantages.

In addition, there are relatively few barriers to entry into our markets and we have faced, and expect to continue to face, competition from new market entrants. Further, there is a risk that our clients may elect to increase their internal resources to satisfy their services needs as opposed to relying on a third-party service providers, such as us. The technology services industry may also undergo consolidation, which may result in increased competition in our target markets from larger firms that may have substantially greater financial, marketing or technical resources, may be able to respond more quickly to new technologies or processes and changes in client demands, and may be able to devote greater resources to the development, promotion and sale of their services than we can. Increased competition could also result in price reductions, reduced operating margins and loss of our market share. We cannot assure you that we will be able to compete successfully with existing or new competitors or that competitive pressures will not materially adversely affect our business, results of operations and financial condition.

***We are dependent on members of our senior management team and other key employees.***

Our future success heavily depends upon the continued services of our senior management team, particularly John Cotterell, our Chief Executive Officer, and other key employees. We currently do not maintain key man life insurance for any of the members of our senior management team or other key employees. We also do not have long-term employment contracts with any of our key employees. We are only entitled to six months' prior notice if Mr. Cotterell or Mark Thurston, our Chief Financial Officer, intend to terminate their employment with us and three months' prior notice if any of our other senior executives intend to terminate their respective employment with us. If one or more of our senior executives or key employees are unable or unwilling to continue in their present positions, it could disrupt our business operations, and we may not be able to replace them easily, on a timely basis or at all. In addition, competition for senior executives and key employees in our industry is intense, and we may be unable to retain our senior executives and key employees or attract and retain new senior executives and key employees in the future, in which case our business may be severely disrupted.

If any of our senior management team or key employees joins a competitor or forms a competing company, we may lose clients, suppliers, know-how and IT professionals and staff members to them. Also, if any of our sales executives or other sales personnel, who generally maintain close relationships with our clients, joins a competitor or forms a competing company, we may lose clients to that company, and our revenue may be materially adversely affected. Additionally, there could be unauthorized disclosure or use of our technical knowledge, business practices or procedures by such personnel. Any non-competition, non-solicitation or non-disclosure agreements we have with our senior executives or key employees might not provide effective protection to us in light of legal uncertainties associated with the enforceability of such agreements.

Additionally, we have a number of current employees whose equity ownership in our company gives them a substantial amount of personal wealth. As a result, it may be difficult for us to continue to retain and motivate these employees, and this wealth could affect their decisions about whether or not they continue to work for us. Further, although the Class B ordinary shares and Class C ordinary shares that are held by our employees will be subject to certain restrictions on disposition for periods of up to five years and two years, respectively, following the completion of this offering, sales of our ADSs by our employees in the open market or the perception that such sales may occur may negatively impact the market price of our ADSs. The risk that our employees may sell ADSs in the open market may be made more acute as a result of the fact that we do not anticipate paying dividends (as we have in fiscal year

2015 and fiscal year 2016) for the foreseeable future following completion of this offering, meaning open market sales may be our employees' only means of generating liquidity from their ownership of our securities.

***Forecasts of our market may prove to be inaccurate, and even if the markets in which we compete achieve the forecasted growth, there can be no assurance that our business will grow at similar rates, or at all.***

Growth forecasts included in this prospectus relating to our market opportunity and the expected growth in the market for our services are subject to significant uncertainty and are based on assumptions and estimates which may prove to be inaccurate. Even if these markets meet our size estimates and experience the forecasted growth, we may not grow our business at similar rates, or at all. Our growth is subject to many risks and uncertainties, including our success in implementing our business strategy. Accordingly, the forecasts of market growth included in this prospectus should not be taken as indicative of our future growth.

***Our business will suffer if we are not successful in delivering contracted services.***

Our operating results are dependent on our ability to successfully deliver contracted services in a timely manner. We must consistently build, deliver and support complex projects and managed services. Failure to perform or observe any contractual obligations could damage our relationships with our clients and could result in cancellation or non-renewal of a contract. Some of the challenges we face in delivering contracted services to our clients include:

- maintaining high-quality control and process execution standards;
- maintaining planned resource utilization rates on a consistent basis;
- maintaining employee productivity and implementing necessary process improvements;
- controlling costs;
- maintaining close client contact and high levels of client satisfaction;
- maintaining physical and data security standards required by our clients;
- recruiting and retaining sufficient numbers of skilled IT professionals; and
- maintaining effective client relationships.

If we are unable to deliver on contracted services, our relationships with our clients will suffer and we may be unable to obtain new projects. In addition, it could damage our reputation, cause us to lose business, impact our margins and adversely affect our business and results of operations.

***Our sales of services, operating results or profitability may experience significant variability and our past results may not be indicative of our future performance.***

Our operating results may fluctuate due to a variety of factors, many of which are outside of our control. As a result, comparing our operating results on a period-to-period basis may not be meaningful. You should not rely on our past results as an indication of our future performance.

Factors that are likely to cause these variations include:

- the number, timing, scope and contractual terms of projects in which we are engaged;
- delays in project commencement or staffing delays due to difficulty in assigning appropriately skilled or experienced professionals;
- the accuracy of estimates on the resources, time and fees required to complete projects and costs incurred in the performance of each project;
- inability to retain employees or maintain employee utilization levels;

- changes in pricing in response to client demand and competitive pressures;
- the business decisions of our clients regarding the use of our services or spending on technology;
- the ability to further grow sales of services from existing clients;
- seasonal trends and the budget and work cycles of our clients;
- delays or difficulties in expanding our operational facilities or infrastructure;
- our ability to estimate costs under fixed price or managed service contracts;
- employee wage levels and increases in compensation costs;
- unanticipated contract or project terminations;
- the timing of collection of accounts receivable;
- our ability to manage risk through our contracts;
- the continuing financial stability of our clients;
- changes in our effective tax rate;
- fluctuations in currency exchange rates; and
- general economic conditions.

As a result of these factors, our operating results may from time to time fall below our estimates or the expectations of public market analysts and investors.

***We operate in a rapidly evolving industry, which makes it difficult to evaluate our future prospects and may increase the risk that we will not continue to be successful.***

The technology services industry is competitive and continuously evolving, subject to rapidly changing demands and constant technological developments. As a result, success and performance metrics are difficult to predict and measure in our industry. Because services and technologies are rapidly evolving and each company within the industry can vary greatly in terms of the services it provides, its business model, and its results of operations, it can be difficult to predict how any company's services, including ours, will be received in the market. Neither our past financial performance nor the past financial performance of any other company in the technology services industry is indicative of how our company will fare financially in the future. Our future profits may vary substantially from those of other companies and those we have achieved in the past, making an investment in our company risky and speculative. If our clients' demand for our services declines as a result of economic conditions, market factors or shifts in the technology industry, our business would suffer and our results of operations and financial condition would be adversely affected.

***We have in the past experienced, and may in the future experience, a long selling and implementation cycle with respect to certain projects that require us to make significant resource commitments prior to realizing revenue for our services.***

We have experienced, and may in the future experience, a long selling cycle with respect to certain projects that require significant investment of human resources and time by both our clients and us. Before committing to use our services, potential clients may require us to expend substantial time and resources educating them on the value of our services and our ability to meet their requirements. Therefore, our selling cycle is subject to many risks and delays over which we have little or no control, including our clients' decision to choose alternatives to our services (such as other technology and IT service providers or in-house resources) and the timing of our clients' budget cycles and approval processes. If our sales cycle unexpectedly lengthens for one or more projects, it would negatively affect the timing of our revenue and hinder our revenue growth. For certain clients, we may begin work and incur costs prior to executing the contract. A delay in our ability to obtain a signed agreement or other persuasive evidence of an arrangement, or to

complete certain contract requirements in a particular quarter, could reduce our revenue in that quarter or render us entirely unable to collect payment for work already performed.

Implementing our services also involves a significant commitment of resources over an extended period of time from both our clients and us. Our clients may experience delays in obtaining internal approvals or delays associated with technology, thereby further delaying the implementation process. Our current and future clients may not be willing or able to invest the time and resources necessary to implement our services, and we may fail to close sales with potential clients to which we have devoted significant time and resources. Any significant failure to generate revenue or delays in recognizing revenue after incurring costs related to our sales or services process could materially adversely affect our business.

***If we provide inadequate service or cause disruptions in our clients' businesses, it could result in significant costs to us, the loss of our clients and damage to our corporate reputation.***

Any defects or errors or failure to meet clients' expectations in the performance of our contracts could result in claims for substantial damages against us. Our contracts generally limit our liability for damages that arise from negligent acts, error, mistakes or omissions in rendering services to our clients. However, we cannot be sure that these contractual provisions will protect us from liability for damages in the event we are sued. In addition, certain liabilities, such as claims of third parties for intellectual property infringement and breaches of data protection and security requirements, for which we may be required to indemnify our clients, could be substantial. The successful assertion of one or more large claims against us in amounts greater than those covered by our current insurance policies could materially adversely affect our business, financial condition and results of operations. Even if such assertions against us are unsuccessful, we may incur reputational harm and substantial legal fees. In addition, a failure or inability to meet a contractual requirement could seriously damage our corporate reputation and limit our ability to attract new business.

In certain instances, we guarantee clients that we will complete a project by a scheduled date or that we will maintain certain service levels. We are generally not subject to monetary penalties for failing to complete projects by the scheduled date, but may suffer reputational harm and loss of future business if we do not meet our contractual commitments. In addition, if the project experiences a performance problem, we may not be able to recover the additional costs we will incur, which could exceed revenue realized from a project. Under our managed service contracts, we may be required to pay liquidated damages if we are unable to maintain agreed-upon service levels.

***Our business depends on a strong brand and corporate reputation.***

Since many of our specific client engagements involve highly tailored solutions, our corporate reputation is a significant factor in our clients' and prospective clients' determination of whether to engage us. We believe the Endava brand name and our reputation are important corporate assets that help distinguish our services from those of our competitors and also contribute to our efforts to recruit and retain talented IT professionals. However, our corporate reputation is susceptible to damage by actions or statements made by current or former employees or clients, competitors, vendors and adversaries in legal proceedings, as well as members of the investment community and the media. There is a risk that negative information about our company, even if based on false rumor or misunderstanding, could adversely affect our business. In particular, damage to our reputation could be difficult and time-consuming to repair, could make potential or existing clients reluctant to select us for new engagements, resulting in a loss of business, and could adversely affect our employee recruitment and retention efforts. Damage to our reputation could also reduce the value and effectiveness of our Endava brand name and could reduce investor confidence in us and adversely affect our operating results.

***If we do not continue to innovate and remain at the forefront of emerging technologies and related market trends, we may lose clients and not remain competitive.***

Our success depends on delivering innovative solutions that leverage emerging technologies and emerging market trends to drive increased revenue. Technological advances and innovation are constant in the technology services industry. As a result, we must continue to invest significant resources to stay abreast of technology developments so that we may continue to deliver solutions that our clients will wish to purchase. If we are unable to anticipate technology developments, enhance our existing services or develop and introduce new services to keep pace with such changes and meet changing client needs, we may lose clients and our revenue and results of operations could suffer. Our results



of operation would also suffer if our employees are not responsive to the needs of our clients, not able to help clients in driving innovation and not able to help our clients in effectively bringing innovative ideas to market. Our competitors may be able to offer engineering, design and innovation services that are, or that are perceived to be, substantially similar or better than those we offer. This may force us to reduce our daily rates and to expend significant resources in order to remain competitive, which we may be unable to do profitably or at all. Because many of our clients and potential clients regularly contract with other IT service providers, these competitive pressures may be more acute than in other industries.

***Our cash flows and results of operations may be adversely affected if we are unable to collect on billed and unbilled receivables from clients.***

Our business depends on our ability to successfully obtain payment from our clients of the amounts they owe us for work performed. We evaluate the financial condition of our clients and usually bill and collect on relatively short cycles. We maintain provisions against receivables. Actual losses on client balances could differ from those that we currently anticipate and, as a result, we may need to adjust our provisions. We may not accurately assess the creditworthiness of our clients. Macroeconomic conditions, such as a potential credit crisis in the global financial system, could also result in financial difficulties for our clients, including limited access to the credit markets, insolvency or bankruptcy. Such conditions could cause clients to delay payment, request modifications of their payment terms, or default on their payment obligations to us, all of which could increase our receivables balance. Timely collection of fees for client services also depends on our ability to complete our contractual commitments and subsequently bill for and collect our contractual service fees. If we are unable to meet our contractual obligations, we might experience delays in the collection of or be unable to collect our client balances, which would adversely affect our results of operations and could adversely affect our cash flows. In addition, if we experience an increase in the time required to bill and collect for our services, our cash flows could be adversely affected, which in turn could adversely affect our ability to make necessary investments and, therefore, our results of operations.

***If we are unable to comply with our security obligations or our computer systems are or become vulnerable to security breaches, we may face reputational damage and lose clients and revenue.***

The services we provide are often critical to our clients' businesses. Certain of our client contracts require us to comply with security obligations, which could include maintaining network security and backup data, ensuring our network is virus-free, maintaining business continuity planning procedures, and verifying the integrity of employees that work with our clients by conducting background checks. Any failure in a client's system, whether or not a result of or related to the services we provide, or breach of security relating to the services we provide to the client could damage our reputation or result in a claim for substantial damages against us. Our liability for breaches of data security requirements, for which we may be required to indemnify our clients, may be extensive. Any significant failure of our equipment or systems, or any major disruption to basic infrastructure like power and telecommunications in the locations in which we operate, could impede our ability to provide services to our clients, have a negative impact on our reputation, cause us to lose clients, and adversely affect our results of operations.

In addition, we often have access to or are required to collect and store confidential client and customer data. If any person, including any of our employees or former employees, penetrates our network security, accidentally exposes our data or code, or misappropriates data or code that belongs to us, our clients, or our clients' customers, we could be subject to significant liability from our clients or from our clients' customers for breaching contractual confidentiality provisions or privacy laws. Unauthorized disclosure of sensitive or confidential client and customer data, whether through breach of our computer systems, systems failure, loss or theft of confidential information or intellectual property belonging to our clients or our clients' customers, or otherwise, could damage our reputation, cause us to lose clients and revenue, and result in financial and other potential losses by us.

***We may be subject to liability claims if we breach our contracts and our insurance may be inadequate to cover our losses.***

We are subject to numerous obligations in our contracts with our clients. Despite the procedures, systems and internal controls we have implemented to comply with our contracts, we may breach these commitments, whether through a weakness in these procedures, systems and internal controls, negligence or the willful act of an employee or contractor. Our insurance policies, including our errors and omissions insurance, may be inadequate to compensate us

for the potentially significant losses that may result from claims arising from breaches of our contracts, disruptions in our services, failures or disruptions to our infrastructure, catastrophic events and disasters or otherwise. In addition, such insurance may not be available to us in the future on economically reasonable terms, or at all. Further, our insurance may not cover all claims made against us and defending a suit, regardless of its merit, could be costly and divert management's attention.

***Regulatory, legislative or self-regulatory/standard developments regarding privacy and data security matters could adversely affect our ability to conduct our business.***

We, along with a significant number of our clients, are subject to laws, rules, regulations and industry standards related to data privacy and cyber security, and restrictions or technological requirements regarding the collection, use, storage, protection, retention or transfer of data. For example, the newly established European Union General Data Protection Regulation, or GDPR, came into force in May 2018 and contains numerous requirements and changes from existing EU law, including more robust obligations on data processors and data controllers and heavier documentation requirements for data protection compliance programs. Specifically, the GDPR introduced numerous privacy-related changes for companies operating in the EU, including greater control over personal data by data subjects (e.g., the "right to be forgotten"), increased data portability for EU consumers, data breach notification requirements and increased fines. In particular, under the GDPR, fines of up to €20 million or up to 4% of the annual global revenue of the noncompliant company, whichever is greater, could be imposed for violations of certain of the GDPR's requirements. The GDPR requirements apply not only to third-party transactions, but also to transfers of information between us and our subsidiaries, including employee information.

We are required to comply with the GDPR as a "Data Controller" and a "Data Processor." In 2017, we appointed a Data Protection Officer to oversee and supervise our compliance with European data protection regulations. In the United States, the rules and regulations to which we may be subject include those promulgated under the authority of the Federal Trade Commission, the Gramm Leach Bliley Act and state cybersecurity and breach notification laws, as well as regulator enforcement positions and expectations. Globally, governments and agencies have adopted and could in the future adopt, modify, apply or enforce laws, policies, regulations, and standards covering user privacy, data security, technologies such as cookies that are used to collect, store and/or process data, marketing online, the use of data to inform marketing, the taxation of products and services, unfair and deceptive practices, and the collection (including the collection of information), use, processing, transfer, storage and/or disclosure of data associated with unique individual internet users. New regulation or legislative actions regarding data privacy and security (together with applicable industry standards) may increase the costs of doing business and could have a material adverse impact on our operations and cash flows.

While we have taken steps to mitigate the impact of the GDPR on us, the efficacy and longevity of these mechanisms remains uncertain. Potential or actual legal proceedings could lead to one or both of these mechanisms being declared invalid. Further, despite our ongoing efforts to bring practices into compliance, we may not be successful either due to various factors within our control, such as limited financial or human resources, or other factors outside our control. It is also possible that local data protection authorities may have different interpretations of the GDPR, leading to potential inconsistencies amongst various EU member states.

Any failure or perceived failure (including as a result of deficiencies in our policies, procedures, or measures relating to privacy, data protection, marketing, or client communications) by us to comply with laws, regulations, policies, legal or contractual obligations, industry standards, or regulatory guidance relating to privacy or data security, may result in governmental investigations and enforcement actions, litigation, fines and penalties or adverse publicity, and could cause our clients and partners to lose trust in us, which could have an adverse effect on our reputation and business. We expect that there will continue to be new proposed laws, regulations and industry standards relating to privacy, data protection, marketing, consumer communications and information security in the United States, the European Union and other jurisdictions, and we cannot determine the impact such future laws, regulations and standards may have on our business. Future laws, regulations, standards and other obligations or any changed interpretation of existing laws or regulations could impair our ability to develop and market new services and maintain and grow our client base and increase revenue.

***Our client relationships, revenue, results of operations and financial condition may be adversely affected if we experience disruptions in our internet infrastructure, telecommunications or IT systems.***

Disruptions in telecommunications, system failures, internet infrastructure or computer attacks could damage our reputation and harm our ability to deliver services to our clients, which could result in client dissatisfaction and a loss of business and related reduction of our revenue. We may not be able to consistently maintain active voice and data communications between our various global operations and with our clients due to disruptions in telecommunication networks and power supply, system failures or computer virus attacks. Any significant failure in our ability to communicate could result in a disruption in business, which could hinder our performance and our ability to complete projects on time. Such failure to perform on client contracts could have a material adverse effect on our revenue, business, results of operations and financial condition and the market price of our ADSs.

***Our business operations and financial condition could be adversely affected by negative publicity about offshore outsourcing or anti-outsourcing legislation in the countries in which our clients operate.***

Concerns that offshore outsourcing has resulted in a loss of jobs and sensitive technologies and information to foreign countries have led to negative publicity concerning outsourcing in some countries. Many organizations and public figures in the United States and Europe have publicly expressed concern about a perceived association between offshore outsourcing IT service providers and the loss of jobs in their home countries. Current or prospective clients may elect to perform services that we offer, or may be discouraged from transferring these services to offshore providers such as ourselves, to avoid any negative perceptions that may be associated with using an offshore provider or for data privacy and security concerns. As a result, our ability to compete effectively with competitors that operate primarily out of facilities located in these countries could be harmed.

Legislation enacted in certain European jurisdictions and any future legislation in Europe or any other country in which we have clients that restricts the performance of services from an offshore location could also materially adversely affect our business, financial condition and results of operations. For example, legislation enacted in the United Kingdom, based on the 1977 EC Acquired Rights Directive, has been adopted in some form by many European Union countries, and provides that if a company outsources all or part of its business to an IT services provider or changes its current IT services provider, the affected employees of the company or of the previous IT services provider are entitled to become employees of the new IT services provider, generally on the same terms and conditions as their original employment. In addition, dismissals of employees who were employed by the company or the previous IT services provider immediately prior to that transfer are automatically considered unfair dismissals that entitle such employees to compensation. As a result, in order to avoid unfair dismissal claims, we may have to offer, and become liable for, voluntary redundancy payments to the employees of our clients who outsource business to us in the United Kingdom and other European Union countries who have adopted similar laws. This legislation could materially affect our ability to obtain new business from companies in the United Kingdom and European Union and to provide outsourced services to companies in the United Kingdom and European Union in a cost-effective manner.

Certain of our clients require solutions that ensure security given the nature of the content being distributed and associated applicable regulatory requirements. In particular, our U.S. healthcare industry clients may rely on our solutions to protect information in compliance with the requirements of the Health Insurance Portability and Accountability Act of 1996, the 2009 Health Information Technology for Economic and Clinical Health Act, the Final Omnibus Rule of January 25, 2013, and related regulations, which are collectively referred to as HIPAA, and which impose privacy and data security standards that protect individually identifiable health information by limiting the uses and disclosures of individually identifiable health information and requiring that certain data security standards be implemented to protect this information. As a “business associate” to “covered entities” that are subject to HIPAA, such as certain healthcare providers, health plans and healthcare clearinghouses, we also have our own compliance obligations directly under HIPAA and pursuant to the business associate agreements that we are required to enter into with our clients that are HIPAA-covered entities and any vendors we engage that access, use, transmit or store individually identifiable health information in connection with our business operations. Compliance efforts can be expensive and burdensome, and if we fail to comply with our obligations under HIPAA, our required business associate agreements or applicable state data privacy laws and regulations, we could be subject to regulatory investigations and orders, significant fines and penalties, mitigation and breach notification expenses, private litigation and contractual damages, corrective action plans and related regulatory oversight and reputational harm.

Governments and industry organizations may also adopt new laws, regulations or requirements, or make changes to existing laws or regulations, that could impact the demand for, or value of, our services. If we are unable to adapt the solutions we deliver to our clients to changing legal and regulatory standards or other requirements in a timely manner, or if our solutions fail to allow our clients to comply with applicable laws and regulations, our clients may lose confidence in our services and could switch to services offered by our competitors, or threaten or bring legal actions against us.

***We may not receive sufficient intellectual property rights from our employees and contractors to comply with our obligations to our clients and we may not be able to prevent unauthorized use of our intellectual property.***

Our contracts generally require, and our clients typically expect, that we will assign to them all intellectual property rights associated with the deliverables that we create in connection with our engagements. In order to assign these rights to our clients, we must ensure that our employees and contractors validly assign to us all intellectual property rights that they have in such deliverables. Our policy is to require employees and independent contractors to sign assignment of inventions agreements with us upon commencement of employment or engagement, but there can be no assurance that we will be able to enforce our rights under such agreements. Given that we operate in a variety of jurisdictions with different and evolving legal regimes, particularly in Central Europe and Latin America, we face increased uncertainty regarding whether such agreements will be found to be valid and enforceable by competent courts and whether we will be able to avail ourselves of the remedies provided for by applicable law.

Our success also depends in part on certain methodologies, practices, tools and technical expertise our company utilizes in designing, developing, implementing and maintaining applications and other proprietary intellectual property rights. In order to protect our intellectual property rights, we rely upon a combination of nondisclosure and other contractual arrangements as well as trade secret, copyright and trademark laws. We consider proprietary trade secrets and confidential know-how to be important to our business. However, trade secrets and confidential know-how are difficult to maintain as confidential. To protect this type of information against disclosure or appropriation by competitors, our policy is to require our employees, consultants, contractors and advisors to enter into confidentiality agreements with us. We also seek to preserve the integrity and confidentiality of our data, trade secrets and know-how by maintaining physical security of our premises and physical and electronic security of our information technology systems. Monitoring unauthorized uses and disclosures is difficult, and we do not know whether the steps we have taken to protect our proprietary technologies will be effective. We cannot guarantee that our trade secrets and other proprietary and confidential information will not be disclosed or that competitors will not otherwise gain access to our trade secrets. Current or former employees, consultants, contractors and advisers may unintentionally or willfully disclose our confidential information to competitors, and confidentiality agreements may not provide an adequate remedy in the event of unauthorized disclosure of confidential information. Enforcing a claim that a third party illegally obtained and used trade secrets and/or confidential know-how is expensive, time consuming and unpredictable. The enforceability of confidentiality agreements may vary from jurisdiction to jurisdiction. Furthermore, if a competitor lawfully obtained or independently developed any of our trade secrets, we would have no right to prevent such competitor from using that technology or information to compete with us, which could harm our competitive position. If the steps taken to maintain our trade secrets are deemed inadequate, we may have insufficient recourse against third parties for misappropriating the trade secret.

We have registered the "Endava" name and logo in the United Kingdom and certain other countries. We have registrations and/or pending applications for additional marks in the United States and other countries; however, we cannot assure you that any future trademark registrations will be issued for pending or future applications or that any registered trademarks will be enforceable or provide adequate protection of our proprietary rights. Our trademarks may also be subject to misappropriation in jurisdictions in which they are not registered.

***We may be subject to claims by third parties asserting that companies we have acquired, our employees or we have misappropriated their intellectual property, or claiming ownership of what we regard as our own intellectual property.***

We could be subject to claims by third parties that companies we have acquired, our employees or we have misappropriated their intellectual property. Our employees may misappropriate intellectual property from their former employers. Many of our employees were previously employed at our competitors or potential competitors. Some of these employees executed proprietary rights, non-disclosure and non-competition agreements in connection with such

previous employment. Although we try to ensure that our employees do not use the proprietary information of others in their work for us, we may be subject to claims that we or these employees have used or disclosed confidential information or intellectual property, including trade secrets or other proprietary information, of any such employee's former employer. Litigation may be necessary to defend against these claims. In addition, we are subject to additional risks as a result of our recent acquisitions and any future acquisitions we may complete. The developers of the technology that we have acquired or may acquire may not have appropriately created, maintained or enforced intellectual property rights in such technology. Indemnification and other rights under acquisition documents may be limited in term and scope and may therefore provide little or no protection from these risks.

If we fail in prosecuting or defending any such claims, in addition to paying monetary damages, we may lose valuable intellectual property rights or personnel or sustain damages. Such intellectual property rights could be awarded to a third party. Even if we successfully prosecute or defend against such claims, litigation could result in substantial costs and distract management.

***If we incur any liability for a violation of the intellectual property rights of others, our reputation, business, financial condition and prospects may be adversely affected.***

Our success largely depends on our ability to use and develop our technology, tools, code, methodologies and services without infringing the intellectual property rights of third parties, including patents, copyrights, trade secrets and trademarks. We may be subject to litigation involving claims of patent infringement or violation of other intellectual property rights of third parties. Parties making infringement claims may be able to obtain an injunction to prevent us from delivering our services or using technology involving the allegedly infringing intellectual property. Intellectual property litigation is expensive and time-consuming and could divert management's attention from our business. A successful infringement claim against us, whether with or without merit, could, among other things, require us to pay substantial damages, develop substitute non-infringing technology, or rebrand our name or enter into royalty or license agreements that may not be available on acceptable terms, if at all, and would require us to cease making, licensing or using products that have infringed a third party's intellectual property rights. Protracted litigation could also result in existing or potential clients deferring or limiting their purchase or use of our services until resolution of such litigation, or could require us to indemnify our clients against infringement claims in certain instances. Any intellectual property claim or litigation, whether we ultimately win or lose, could damage our reputation and materially adversely affect our business, financial condition and results of operations.

In addition, we typically indemnify clients who purchase our services and solutions against potential infringement of intellectual property rights, which subjects us to the risk of indemnification claims. These claims may require us to initiate or defend protracted and costly litigation on behalf of our clients, regardless of the merits of these claims and are often not subject to liability limits or exclusion of consequential, indirect or punitive damages. If any of these claims succeed, we may be forced to pay damages on behalf of our clients, redesign or cease offering our allegedly infringing services or solutions, or obtain licenses for the intellectual property such services or solutions allegedly infringe. If we cannot obtain all necessary licenses on commercially reasonable terms, our clients may stop using our services or solutions.

Further, our current and former employees could challenge our exclusive rights to the software they have developed in the course of their employment. In certain countries in which we operate, an employer is deemed to own the copyright work created by its employees during the course, and within the scope, of their employment, but the employer may be required to satisfy additional legal requirements in order to make further use and dispose of such works. While we believe that we have complied with all such requirements, and have fulfilled all requirements necessary to acquire all rights in software developed by our independent contractors, these requirements are often ambiguously defined and enforced. As a result, we may not be successful in defending against any claim by our current or former employees or independent contractors challenging our exclusive rights over the use and transfer of works those employees or independent contractors created or requesting additional compensation for such works.

***We use third-party software, hardware and software-as-a-service, or SaaS, technologies from third parties that may be difficult to replace or that may cause errors or defects in, or failures of, the services or solutions we provide.***

We rely on software and hardware from various third parties to deliver our services and solutions, as well as hosted SaaS applications from third parties. If any of these software, hardware or SaaS applications become unavailable due

to extended outages, interruptions or because they are no longer available on commercially reasonable terms, it could result in delays in the provisioning of our services until equivalent technology is either developed by us, or, if available, is identified, obtained and integrated, which could increase our expenses or otherwise harm our business. In addition, any errors or defects in or failures of this third-party software, hardware or SaaS applications could result in errors or defects in or failures of our services and solutions, which could harm our business and be costly to correct. Many of these providers attempt to impose limitations on their liability for such errors, defects or failures, and if enforceable, we may have additional liability to our clients or third-party providers that could harm our reputation and increase our operating costs.

***We incorporate third-party open source software into our client deliverables and our failure to comply with the terms of the underlying open source software licenses could adversely impact our clients and create potential liability.***

Our client deliverables often contain software licensed by third parties under so-called “open source” licenses, including the GNU General Public License, or GPL, the GNU Lesser General Public License, or LGPL, the BSD License, the Apache License and others. From time to time, there have been claims against companies that distribute or use open source software in their products and services, asserting that such open source software infringes the claimants’ intellectual property rights. Our clients could be subject to suits by third parties claiming that what we believe to be licensed open source software infringes such third parties’ intellectual property rights, and we are generally required to indemnify our clients against such claims. Use of open source software may entail greater risks than use of third-party commercial software, as open source licensors generally do not provide warranties or other contractual protections regarding infringement claims or the quality of the code. In addition, certain open source licenses require that source code for software programs that are subject to the license be made available to the public and that any modifications or derivative works to such open source software continue to be licensed under the same terms.

Although we monitor our use of open source software in an effort both to comply with the terms of the applicable open source licenses and to avoid subjecting our client deliverables to conditions we do not intend, the terms of many open source licenses have not been interpreted by courts in relevant jurisdictions, and there is a risk that these licenses could be construed in a way that could impose unanticipated conditions or restrictions on our clients’ ability to use the software that we develop for them and operate their businesses as they intend. The terms of certain open source licenses may require us or our clients to release the source code of the software we develop for our clients and to make such software available under the applicable open source licenses. In the event that portions of client deliverables are determined to be subject to an open source license, we or our clients could be required to publicly release the affected portions of source code or re-engineer all, or a portion of, the applicable software. Disclosing our proprietary source code could allow our clients’ competitors to create similar products with lower development effort and time and ultimately could result in a loss of sales for our clients. Any of these events could create liability for us to our clients and damage our reputation, which could have a material adverse effect on our revenue, business, results of operations and financial condition and the market price of our ADSs.

***Changes in laws and regulations related to the internet or changes in the internet infrastructure itself may diminish the demand for our services, and could have a negative impact on our business.***

The future success of our business depends upon the continued use of the internet as a primary medium for commerce, communication and business applications. Federal, state or foreign government bodies or agencies have in the past adopted, and may in the future adopt, laws or regulations affecting the use of the internet as a commercial medium. Changes in these laws or regulations could adversely affect the demand for our services or require us to modify our solutions in order to comply with these changes. In addition, government agencies or private organizations may begin to impose taxes, fees or other charges for accessing the internet or commerce conducted via the internet. These laws or charges could limit the growth of internet-related commerce or communications generally, resulting in reductions in the demand for technology services such as ours.

In addition, the use of the internet as a business tool could be adversely affected due to delays in the development or adoption of new standards and protocols to handle increased demands of internet activity, security, reliability, cost, ease of use, accessibility, and quality of service. The performance of the internet and its acceptance as a business tool have been adversely affected by “ransomware,” “viruses,” “worms,” “malware,” “phishing attacks,” “data breaches” and similar malicious programs, behavior, and events, and the internet has experienced a variety of outages and other

delays as a result of damage to portions of its infrastructure. If the use of the internet is adversely affected by these or any other issues, demand for our services and solutions could suffer.

***From time to time, some of our employees spend significant amounts of time at our clients' facilities, often in foreign jurisdictions, which expose us to certain risks.***

Some of our projects require a portion of the work to be undertaken at our clients' facilities, which are often located outside our employees' country of residence. The ability of our employees to work in locations around the world may depend on their ability to obtain the required visas and work permits, and this process can be lengthy and difficult. Immigration laws are subject to legislative change, as well as to variations in standards of application and enforcement due to political forces and economic conditions. In addition, we may become subject to taxation in jurisdictions where we would not otherwise be so subject as a result of the amount of time that our employees spend in any such jurisdiction in any given year. While we seek to monitor the number of days that our employees spend in each country to avoid subjecting ourselves to any such taxation, there can be no assurance that we will be successful in these efforts.

We also incur risks relating to our employees and contractors working at our clients' facilities, including, but not limited to: claims of misconduct, negligence or intentional malfeasance on the part of our employees. Some or all of these claims may lead to litigation and these matters may cause us to incur negative publicity with respect to these alleged problems. It is not possible to predict the outcome of these lawsuits or any other proceeding, and our insurance may not cover all claims that may be asserted against us.

***Our business is subject to the risks of earthquakes, fire, power outages, floods and other catastrophic events, and to interruption by manmade problems such as terrorism.***

A significant natural disaster, such as an earthquake, fire or a flood, or a significant power outage could have a material adverse impact on our business, operating results and financial condition. In the event we are hindered by any of the events discussed above, our ability to provide our services to clients could be delayed.

In addition, our facilities are vulnerable to damage or interruption from human error, intentional bad acts, pandemics, earthquakes, hurricanes, floods, fires, war, terrorist attacks, power losses, hardware failures, systems failures, telecommunications failures and similar events. The occurrence of a natural disaster, power failure or an act of terrorism, vandalism or other misconduct could result in lengthy interruptions in provision of our services and failure to comply with our obligations to our clients. The occurrence of any of the foregoing events could damage our systems and hardware or could cause them to fail completely, and our insurance may not cover such events or may be insufficient to compensate us for the potentially significant losses, including the potential harm to the future growth of our business, that may result from interruptions in the provision of our services to clients as a result of system failures.

All of the aforementioned risks may be exacerbated if our disaster recovery plan proves to be inadequate. To the extent that any of the above results in delayed or reduced sales or increase our cost of sales, our business, financial condition and results of operations could be adversely affected.

***Our debt may affect our ability to operate our business and secure additional financing in the future.***

In December 2017, we entered into a secured Multicurrency Revolving Facility Agreement, or the Facility Agreement, with HSBC Bank PLC, as arranger, HSBC Bank PLC, as security agent, certain subsidiaries party thereto and the financial institutions listed therein. The Facility Agreement provides for a £50.0 million primary revolving credit facility, \$12.1 million of line of credit capacity and €9.5 million of guarantee capacity, which we collectively refer to as the Facility. The Facility Agreement also provides for an incremental facility, which may not exceed £40.0 million, which is undrawn. As of March 31, 2018, there was £2.9 million and \$29.0 million outstanding under the £50.0 million primary revolving credit facility, \$6.0 million was drawn of the \$12.1 million line of credit facility and €9.3 million was drawn of the €9.5 million guarantee facility, respectively. We expect to repay amounts borrowed under the Facility with a portion of the proceeds of this offering.

The Facility is secured by substantially all of our assets and requires us and any debt instruments we may enter into in the future may require us, to comply with various covenants that limit our ability to, among other things:

- dispose of assets;

- complete mergers or acquisitions;
- incur or guarantee indebtedness;
- sell or encumber certain assets;
- pay dividends or make other distributions to holders of our shares;
- make specified investments;
- engage in different lines of business; and
- engage in certain transactions with affiliates.

Under the terms of the Facility Agreement, we are required to comply with net leverage ratio and interest coverage covenants. Our ability to meet these ratios and covenants can be affected by events beyond our control and we may not meet these ratios and covenants. A failure by us to comply with the ratios or covenants contained in the Facility Agreement could result in an event of default, which could adversely affect our ability to respond to changes in our business and manage our operations. Upon the occurrence of an event of default, including the occurrence of a material adverse change, the lenders could elect to declare all amounts outstanding to be due and payable and exercise other remedies as set forth in the Facility Agreement. If the indebtedness under our Facility were to be accelerated, our future financial condition could be materially adversely affected.

We may incur additional indebtedness in the future. The instruments governing such indebtedness could contain provisions that are as, or more, restrictive than our existing debt instruments. If we are unable to repay, refinance or restructure our indebtedness when payment is due, the lenders could proceed against any collateral granted to them to secure such indebtedness or force us into bankruptcy or liquidation.

***We may need additional capital, and a failure by us to raise additional capital on terms favorable to us, or at all, could limit our ability to grow our business and develop or enhance our service offerings to respond to market demand or competitive challenges.***

We believe that our current cash balances, cash flow from operations, credit facilities and the proceeds from this offering should be sufficient to meet our anticipated cash needs for at least the next 12 months. We may, however, require additional cash resources due to changed business conditions or other future developments, including any investments or acquisitions we may decide to pursue. If these resources are insufficient to satisfy our cash requirements, we may seek to sell additional equity or debt securities, draw down on our revolving credit facility or obtain another credit facility. The sale of additional equity securities could result in dilution to our shareholders. The incurrence of indebtedness would result in increased debt service obligations and could require us to agree to operating and financing covenants that would restrict our operations. Our ability to obtain additional capital on acceptable terms is subject to a variety of uncertainties, including investors' perception of, and demand for, securities of IT services companies, conditions in the capital markets in which we may seek to raise funds, our future results of operations and financial condition, and general economic and political conditions. Financing may not be available in amounts or on terms acceptable to us, or at all, and could limit our ability to grow our business and develop or enhance our service offerings to respond to market demand or competitive challenges.

***We have significant fixed costs related to lease facilities.***

We have made and continue to make significant contractual commitments related to our leased facilities. Our operating lease expense related to land and buildings for the 2017 fiscal year was £6.4 million, and we are contractually committed to £7.6 million in such lease expenses for the 2018 fiscal year, without giving effect to our acquisition of Velocity Partners. These expenses will have a significant impact on our fixed costs, and if we are unable to grow our business and revenue proportionately, our operating results may be negatively affected.



***Our ability to expand our business and procure new contracts or enter into beneficial business arrangements could be affected to the extent we enter into agreements with clients containing non-competition clauses.***

We are a party to a small number of agreements with clients that restrict our ability to perform similar services for such clients' competitors. We may in the future enter into agreements with clients that restrict our ability to accept assignments from, or render similar services to, those clients' customers, require us to obtain our clients' prior written consent to provide services to their customers or restrict our ability to compete with our clients, or bid for or accept any assignment for which those clients are bidding or negotiating. These restrictions may hamper our ability to compete for and provide services to other clients in a specific industry in which we have expertise and could materially adversely affect our business, financial condition and results of operations.

***If our current insurance coverage is or becomes insufficient to protect against losses incurred, our business, results of operations and financial condition may be adversely affected.***

We provide technology services that are integral to our clients' businesses. If we were to default in the provision of any contractually agreed-upon services, our clients could suffer significant damages and make claims against us for those damages. We currently carry £15.0 million in errors and omissions liability coverage for all of the services we provide, subject to lower sub-limits in certain cases. To the extent client damages are deemed recoverable against us in amounts substantially in excess of our insurance coverage, or if our claims for insurance coverage are denied by our insurance carriers for any reason, including reasons beyond our control, there could be a material adverse effect on our revenue, business, results of operations and financial condition.

***Our unaudited pro forma condensed combined financial information may not be representative of our future results.***

The pro forma financial information included in this prospectus is constructed from our consolidated financial statements and the historical consolidated financial statements of Velocity Partners and does not purport to be indicative of the financial information that will result from our future operations. The pro forma financial information presented in this prospectus is based, in part, on certain assumptions that we believe are reasonable; however, we cannot assure you that our assumptions will prove to be accurate over time. Accordingly, the pro forma financial information included in this prospectus does not purport to be indicative of what our results of operations and financial condition would have been had we and Velocity Partners been a combined entity during the periods presented, or what our results of operations and financial condition will be in the future.

### **Risks Related to Our International Operations**

***The United Kingdom's withdrawal from the European Union may have a negative effect on global economic conditions, financial markets and our business.***

Our principal executive offices are located in the United Kingdom. Following the vote of a majority of the eligible members of the electorate in the United Kingdom to withdraw from the European Union in a national referendum held on June 23, 2016, referred to as "BREXIT," the United Kingdom government served notice under Article 50 of the Treaty of the European Union on March 29, 2017 to formally initiate the process of withdrawing from the European Union. The United Kingdom and the European Union have a two-year period under Article 50 to negotiate the terms of withdrawal. Any extension of the negotiation period for withdrawal will require the consent of all of the remaining 27 member states.

The referendum and withdrawal have created significant uncertainty about the future relationship between the United Kingdom and the European Union. Lack of clarity about future U.K. laws and regulations as the United Kingdom determines which EU-derived laws and regulations to replace or replicate as part of a withdrawal, including financial laws and regulations, tax and free trade agreements, intellectual property rights, supply chain logistics, environmental, health and safety laws and regulations, immigration laws and employment laws, could decrease foreign direct investment in the United Kingdom, increase costs, depress economic activity and restrict our access to capital. If the United Kingdom and the European Union are unable to negotiate acceptable terms for the United Kingdom's withdrawal from the European Union, or if other EU member states pursue withdrawal from the European Union, barrier-free access between the United Kingdom and other EU member states or across the European Economic Area overall could be diminished or eliminated. In addition, the United Kingdom could lose the benefits of global trade agreements negotiated by the

European Union on behalf of its members. These developments, or the perception that any of them could occur, have had and may continue to have a significant adverse effect on global economic conditions and the stability of global financial markets, and could significantly reduce global market liquidity and restrict the ability of key market participants to operate in certain financial markets. Asset valuations, currency exchange rates and credit ratings may be especially subject to increased market volatility. These developments, or the perception that any of them could occur, may also have a significant effect on our ability to attract and retain employees, including IT professionals and other employees who are important for our business.

***Fluctuations in currency exchange rates and increased inflation could materially adversely affect our financial condition and results of operations.***

We have offices located in Argentina, Bulgaria, Colombia, Denmark, Germany, Macedonia, Moldova, the Netherlands, Romania, Serbia, the United Kingdom, the United States, Uruguay and Venezuela. As a result of the international scope of our operations, fluctuations in exchange rates, particularly between the British Pound, our reporting currency, and the Euro and U.S. dollar, may adversely affect us. Currency fluctuations related to the BREXIT referendum had a significant impact on our financial results for the fiscal year ended June 30, 2017. In the fiscal year ended June 30, 2017, 46.7% of our sales were denominated in the British Pound, 16.9% of our sales were denominated in U.S. dollars and 36.4% were denominated in Euros. Conversely, during the same time period, 76.6% of our expenses were denominated in Euros (or in currencies that largely follow the Euro, including the RON) or U.S. Dollars. As a result, strengthening of the Euro or U.S. dollar relative to the British Pound presents the most significant risk to us. Any significant fluctuations in currency exchange rates may have a material impact on our business.

In addition, economies in Central European and Latin American countries have periodically experienced high rates of inflation. Periods of higher inflation may slow economic growth in those countries. As a substantial portion of our expenses (excluding currency losses and changes in deferred tax) are denominated in Euros or in currencies that largely follow the Euro, the relative movement of inflation significantly affects our results of operations. Inflation also is likely to increase some of our costs and expenses, including wages, rents, leases and employee benefit payments, which we may not be able to pass on to our clients and, as a result, may reduce our profitability. To the extent inflation causes these costs to increase, such inflation may materially adversely affect our business. Inflationary pressures could also affect our ability to access financial markets and lead to counter-inflationary measures that may harm our financial condition, results of operations or materially adversely affect the market price of our securities.

***Our revenue, margins, results of operations and financial condition may be materially adversely affected if general economic conditions in Europe, the United States or the global economy worsen.***

We derive a significant portion of our revenue from clients located in Europe and the United States. The technology services industry is particularly sensitive to the economic environment, and tends to decline during general economic downturns. If the U.S. or European economies weaken or slow, pricing for our services may be depressed and our clients may reduce or postpone their technology spending significantly, which may, in turn, lower the demand for our services and negatively affect our revenue and profitability. The BREXIT referendum and the resulting economic uncertainty could adversely impact our operating results unless and until economic conditions in Europe improve and the prospect of national debt defaults in Europe decline. To the extent that these adverse economic conditions continued or worsened, they would likely have a negative effect on our business. If we are unable to successfully anticipate changing economic and political conditions affecting the markets in which we operate, we may be unable to effectively plan for or respond to those changes, and our results of operations could be adversely affected.

***Our international operations involve risks that could increase our expenses, adversely affect our results of operations and require increased time and attention from our management.***

As of March 31, 2018, we had 4,700 employees, approximately 53.7% of whom work in nearshore delivery centers in European Union countries. We have operations in a number of countries, including Argentina, Bulgaria, Colombia, Denmark, Germany, Macedonia, Moldova, the Netherlands, Romania, Serbia, the United Kingdom, the United States, Uruguay and Venezuela, and we serve clients across Europe and North America. As a result, we may be subject to risks inherently associated with international operations. Our global operations expose us to numerous and sometimes conflicting legal, tax and regulatory requirements, and violations or unfavorable interpretation by the respective authorities of these regulations could harm our business. Risks associated with international operations include

difficulties in enforcing contractual rights, potential difficulties in collecting accounts receivable, the burdens of complying with a wide variety of foreign laws, repatriation of earnings or capital and the risk of asset seizures by foreign governments. In addition, we may face competition in other countries from companies that may have more experience with operations in such countries or with international operations. Such companies may have long-standing or well-established relationships with desired clients, which may put us at a competitive disadvantage. We may also face difficulties integrating new facilities in different countries into our existing operations, as well as integrating employees that we hire in different countries into our existing corporate culture. Our international expansion plans may not be successful and we may not be able to compete effectively in other countries. These factors could impede the success of our international expansion plans and limit our ability to compete effectively in other countries.

***Our business, results of operations and financial condition may be adversely affected by the various conflicting legal and regulatory requirements imposed on us by the countries where we operate.***

Since we maintain operations and provide services to clients throughout the world, we are subject to numerous, and sometimes conflicting, legal requirements on matters as diverse as import/export controls, content requirements, trade restrictions, tariffs, taxation, sanctions, government affairs, anti-bribery, whistle blowing, internal and disclosure control obligations, data protection and privacy and labor relations. Our failure to comply with these regulations in the conduct of our business could result in fines, penalties, criminal sanctions against us or our officers, disgorgement of profits, prohibitions on doing business, unfavorable publicity, adverse impact on our reputation and allegations by our clients that we have not performed our contractual obligations. Due to the varying degree of development of the legal systems of the countries in which we operate, local laws might be insufficient to defend us and preserve our rights.

We are also subject to risks relating to compliance with a variety of national and local laws including multiple tax regimes, labor laws, employee health safety and wages and benefits laws. We may, from time to time, be subject to litigation or administrative actions resulting from claims against us by current or former employees individually or as part of class actions, including claims of wrongful terminations, discrimination, misclassification or other violations of labor law or other alleged conduct. We may also, from time to time, be subject to litigation resulting from claims against us by third parties, including claims of breach of non-compete and confidentiality provisions of our employees' former employment agreements with such third parties. Our failure to comply with applicable regulatory requirements could have a material adverse effect on our revenue, business, results of operations and financial condition.

Many commercial laws and regulations in Central Europe and Latin America are relatively new and have been subject to limited interpretation. As a result, their application can be unpredictable. Government authorities have a high degree of discretion in certain countries in which we have operations and at times have exercised their discretion in ways that may be perceived as selective or arbitrary, and sometimes in a manner that is seen as being influenced by political or commercial considerations. These governments also have the power, in certain circumstances, to interfere with the performance of, nullify or terminate contracts. Selective or arbitrary actions have included withdrawal of licenses, sudden and unexpected tax audits, criminal prosecutions and civil actions. Federal and local government entities have also used common defects in documentation as pretexts for court claims and other demands to invalidate and/or to void transactions, apparently for political purposes. In this environment, our competitors could receive preferential treatment from the government, potentially giving them a competitive advantage. Selective or arbitrary government action could materially adversely affect our business, financial condition and results of operations.

***Changes and uncertainties in the tax system in the countries in which we have operations, could materially adversely affect our financial condition and results of operations.***

We conduct business globally and file income tax returns in multiple jurisdictions. Our consolidated effective income tax rate could be materially adversely affected by several factors, including: changing tax laws, regulations and treaties, or the interpretation thereof; tax policy initiatives and reforms under consideration (such as those related to the Organization for Economic Co-Operation and Development's, or OECD, Base Erosion and Profit Shifting, or BEPS, Project, the European Commission's state aid investigations and other initiatives); the practices of tax authorities in jurisdictions in which we operate; the resolution of issues arising from tax audits or examinations and any related interest or penalties. Such changes may include (but are not limited to) the taxation of operating income, investment income, dividends received or (in the specific context of withholding tax) dividends paid.

In particular, there have been significant changes to the taxation systems in Central European countries in recent years as the authorities have gradually replaced or introduced new legislation regulating the application of major taxes such as corporate income tax, VAT, corporate property tax, personal income taxes and payroll taxes.

The U.S. government has also enacted comprehensive tax legislation that includes significant changes to the taxation of business entities. These changes include, among others, a permanent reduction to the corporate income tax rate. Notwithstanding the reduction in the corporate income tax rate, the overall impact of this tax reform is uncertain, and our business and financial condition could be adversely affected. This prospectus does not discuss any such tax legislation or the manner in which it might affect purchasers of our ADSs.

We are unable to predict what tax reforms may be proposed or enacted in the future or what effect such changes would have on our business, but such changes, to the extent they are brought into tax legislation, regulations, policies or practices in jurisdictions in which we operate, could increase the estimated tax liability that we have expensed to date and paid or accrued on our balance sheets, and otherwise affect our financial position, future results of operations, cash flows in a particular period and overall or effective tax rates in the future in countries where we have operations, reduce post-tax returns to our shareholders and increase the complexity, burden and cost of tax compliance.

***Tax authorities may disagree with our positions and conclusions regarding certain tax positions, or may apply existing rules in an arbitrary or unforeseen manner, resulting in unanticipated costs, taxes or non-realization of expected benefits.***

A tax authority may disagree with tax positions that we have taken, which could result in increased tax liabilities. For example, Her Majesty's Revenue & Customs, or HMRC, the U.S. Internal Revenue Service or another tax authority could challenge our allocation of income by tax jurisdiction and the amounts paid between our affiliated companies pursuant to our intercompany arrangements and transfer pricing policies, including methodologies for valuing developed technology and amounts paid with respect to our intellectual property development. Similarly, a tax authority could assert that we are subject to tax in a jurisdiction where we believe we have not established a taxable connection, often referred to as a "permanent establishment" under international tax treaties, and such an assertion, if successful, could increase our expected tax liability in one or more jurisdictions. In particular, tax authorities in Central European countries have been aggressive in their interpretation of tax laws and their many ambiguities, as well as in their enforcement and collection activities.

For example, a tax authority may take the position that material income tax liabilities, interest and penalties are payable by us, where there has been a technical violation of contradictory laws and regulations that are relatively new and have not been subject to extensive review or interpretation, in which case we expect that we might contest such assessment. High-profile companies can be particularly vulnerable to aggressive application of unclear requirements. Many companies must negotiate their tax bills with tax inspectors who may demand higher taxes than applicable law appears to provide. Contesting such an assessment may be lengthy and costly and if we were unsuccessful in disputing the assessment, the implications could increase our anticipated effective tax rate, where applicable.

***We do not anticipate being treated as a passive foreign investment company, or PFIC, for U.S. federal income tax purposes for the current taxable year, but this conclusion is a factual determination that is made annually and thus may be subject to change. If we were to qualify as a PFIC, this could result in adverse U.S. tax consequences to certain U.S. holders.***

Generally, if, for any taxable year, at least 75% of our gross income is passive income, or on average at least 50% of the value of our assets is attributable to assets that produce passive income or are held for the production of passive income, including cash, we would be characterized as a PFIC for U.S. federal income tax purposes. For purposes of these tests, passive income generally includes dividends, interest, and gains from the sale or exchange of investment property and rents and royalties other than rents and royalties which are received from unrelated parties in connection with the active conduct of a trade or business. Our status as a PFIC depends on the composition of our income and the composition and value of our assets (for which purpose the total value of our assets may be determined in part by the market value of our ADSs representing Class A ordinary shares, which are subject to change) from time to time. If we are characterized as a PFIC, U.S. holders of our ADSs may suffer adverse U.S. tax consequences, including having gains realized on the sale of our ADSs treated as ordinary income, rather than capital gain, the loss of the preferential

rate applicable to dividends received on our ADSs by individuals who are U.S. holders, and having interest charges apply to distributions by us and the proceeds of sales of ADSs.

Although PFIC status is determined on an annual basis and generally cannot be determined until the end of the taxable year, based on the nature of our current and expected income and the current and expected value and composition of our assets, we believe we were not a PFIC for our 2017 tax year and we do not expect to be a PFIC for our current taxable year. However, our status as a PFIC is a fact-intensive determination made on an annual basis, and we cannot provide any assurances regarding our PFIC status for the current, prior or future taxable years. See “Material Tax Considerations—U.S. Federal Income Taxation—Passive Foreign Investment Company Rules” for a further discussion of the PFIC rules.

***Emerging markets are subject to greater risks than more developed markets, and financial turmoil in any emerging market could disrupt our business.***

Central European and Latin American countries are generally considered to be emerging markets, which are subject to rapid change and greater legal, economic and political risks than more established markets. Financial problems or an increase in the perceived risks associated with investing in emerging economies could dampen foreign investment in Central Europe and Latin America and adversely affect the economy of the region. Political instability could result in a worsening overall economic situation, including capital flight and slowdown of investment and business activity. Current and future changes in governments of the countries in which we have or develop operations, as well as major policy shifts or lack of consensus between various branches of the government and powerful economic groups, could lead to political instability and disrupt or reverse political, economic and regulatory reforms, which could materially adversely affect our business and operations in those countries. In addition, political and economic relations between certain of the countries in which we operate are complex, and recent conflicts have arisen between certain of their governments. Political, ethnic, religious, historical and other differences have, on occasion, given rise to tensions and, in certain cases, military conflicts among Central European or Latin American countries which can halt normal economic activity and disrupt the economies of neighboring regions. The emergence of new or escalated tensions in Central European or Latin American countries could further exacerbate tensions between such countries and the United Kingdom, the United States and the European Union, which may have a negative effect on their economy, our ability to develop or maintain our operations in those countries and our ability to attract and retain employees, any of which could materially adversely affect our business and operations.

In addition, banking and other financial systems in certain countries in which we have operations are less developed and regulated than in some more developed markets, and legislation relating to banks and bank accounts is subject to varying interpretations and inconsistent application. Banks in these regions often do not meet the banking standards of more developed markets, and the transparency of the banking sector lags behind international standards. Furthermore, in certain countries in which we operate, bank deposits made by corporate entities generally either are not insured or are insured only to specified limits. As a result, the banking sector remains subject to periodic instability. Another banking crisis, or the bankruptcy or insolvency of banks through which we receive or with which we hold funds may result in the loss of our deposits or adversely affect our ability to complete banking transactions in certain countries in which we have operations, which could materially adversely affect our business and financial condition.

***Wage inflation and other compensation expense for our IT professionals could adversely affect our financial results.***

Wage costs for IT professionals in Central European and Latin American countries are lower than comparable wage costs in more developed countries. However, wage costs in the technology services industry in these countries may increase at a faster rate than in the past and wage inflation for the IT industry may be higher than overall wage inflation within these countries. We may need to increase the levels of employee compensation more rapidly than in the past to remain competitive, and we may not be able to pass on these increased costs to our clients. Unless we are able to continue to increase the efficiency and productivity of our employees as well as the prices we can charge for our services, wage inflation may materially adversely affect our financial condition and results of operations.

***We are subject to the U.K. Bribery Act, the U.S. Foreign Corrupt Practices Act and other anti-corruption laws, as well as export control laws, import and customs laws, trade and economic sanctions laws and other laws governing our operations.***

Our operations are subject to anti-corruption laws, including the U.K. Bribery Act 2010, or the Bribery Act, the U.S. Foreign Corrupt Practices Act of 1977, as amended, or the FCPA, the U.S. domestic bribery statute contained in 18 U.S.C. §201, the U.S. Travel Act, and other anti-corruption laws that apply in countries where we do business. The Bribery Act, the FCPA and these other laws generally prohibit us and our employees and intermediaries from authorizing, promising, offering, or providing, directly or indirectly, improper or prohibited payments, or anything else of value, to government officials or other persons to obtain or retain business or gain some other business advantage. Under the Bribery Act, we may also be liable for failing to prevent a person associated with us from committing a bribery offense. We operate in a number of jurisdictions that pose a high risk of potential Bribery Act or FCPA violations. In addition, we cannot predict the nature, scope or effect of future regulatory requirements to which our international operations might be subject or the manner in which existing laws might be administered or interpreted.

We are also subject to other laws and regulations governing our international operations, including regulations administered by the governments of the United Kingdom and the United States, and authorities in the European Union, including applicable export control regulations, economic sanctions and embargoes on certain countries and persons, anti-money laundering laws, import and customs requirements and currency exchange regulations, collectively referred to as the Trade Control laws. We may not be completely effective in ensuring our compliance with all such applicable laws, which could result in our being subject to criminal and civil penalties, disgorgement and other sanctions and remedial measures, and legal expenses. Likewise, any investigation of any potential violations of such laws by United Kingdom, United States or other authorities could also have an adverse impact on our reputation, our business, results of operations and financial condition.

#### **Risks Related to Our ADSs and this Offering**

##### ***Our share price may be volatile, and you may lose some or all of your investment.***

The initial public offering price for our ADSs has been determined by negotiations between us and the representatives of the underwriters and may not be indicative of the market price of our ADSs following this offering. The market price of our ADSs may be highly volatile and may fluctuate substantially as a result of a variety of factors, some of which are related in complex ways, including:

- actual or anticipated fluctuations in our financial condition and operating results;
- variance in our financial performance from expectations of securities analysts;
- changes in the prices of our services;
- changes in our projected operating and actual financial results;
- changes in laws or regulations applicable to our business;
- announcements by us or our competitors of significant business developments, acquisitions or new offerings;
- our involvement in any litigation;
- our sale of our ADSs or other securities in the future;
- changes in senior management or key personnel;
- the trading volume of our ADSs;
- changes in the anticipated future size and growth rate of our market; and
- general economic, regulatory and market conditions.

Stock markets frequently experience price and volume fluctuations that affect the market prices of equity securities of many companies. These fluctuations have often been unrelated or disproportionate to the operating performance of those companies. Broad market and industry fluctuations, as well as general economic, political, regulatory and market conditions, may negatively impact the market price of our ADSs. If the market price of our ADSs after this offering does not exceed the initial public offering price, you may lose some or all of your investment. In the past, companies that have experienced volatility in the market price of their securities have been subject to securities class action litigation. We may be the target of this type of litigation in the future, which could result in substantial costs and divert our management's attention.

***No public market for our ADSs currently exists, and an active public trading market may not develop or be sustained following this offering.***

No public market for our ADSs currently exists. An active public trading market for our ADSs may not develop following the completion of this offering or, if developed, may not be sustained. The lack of an active market may impair your ability to sell your ADSs at the time you wish to sell them or at a price that you consider reasonable. The lack of an active market may also reduce the fair value of your ADSs. An inactive market may also impair our ability to raise capital to continue to fund operations by selling ADSs and may impair our ability to acquire other companies or technologies by using our ADSs as consideration.

***We may invest or spend the proceeds of this offering in ways with which you may not agree or in ways which may not yield a return.***

We anticipate that the net proceeds from this offering will be used for working capital and other general corporate purposes. We may also use a portion of the net proceeds to acquire complementary businesses, products or technologies. However, we do not have any agreements or commitments for any acquisitions at this time. Our management will have considerable discretion in the application of the net proceeds, and you will not have the opportunity, as part of your investment decision, to assess whether the proceeds are being used effectively. The net proceeds may be invested with a view towards long-term benefits for our shareholders and this may not increase our operating results or market value. The failure by our management to apply these funds effectively may adversely affect the return on your investment.

***You will experience immediate and substantial dilution in the net tangible book value of the ADSs you purchase in this offering.***

The initial public offering price of our ADSs will be substantially higher than the as adjusted net tangible book value per ordinary share immediately after this offering. If you purchase our ADSs in this offering, you will suffer immediate dilution of \$            per ADS, or \$            per ADS if the underwriters exercise their over-allotment option in full, representing the difference between our as adjusted net tangible book value per ordinary share after giving effect to the sale of ADSs in this offering and the assumed public offering price of \$            per ADS, the midpoint of the price range set forth on the cover page of this prospectus, after deducting estimated underwriting discounts and commissions and estimated offering expenses payable by us. See "Dilution." If outstanding options or warrants to purchase our ordinary shares are exercised in the future, you will experience additional dilution.

***Future sales of our ADSs in the public market could cause the market price of our ADSs to decline.***

Sales of a substantial number of our ADSs in the public market following the completion of this offering, or the perception that these sales might occur, could depress the market price of our ADSs and could impair our ability to raise capital through the sale of additional equity securities. We are unable to predict the effect that such sales may have on the prevailing market price of our ADSs.

Our executive officers, directors and holders of substantially all of our outstanding ordinary shares (including all of the selling shareholders) are subject to lock-up agreements that restrict their ability to transfer our Class A ordinary shares for 180 days from the date of this prospectus. Subject to certain limitations,            Class A ordinary shares will become eligible for sale upon expiration of the 180 day lock-up period. Morgan Stanley & Co. LLC may, in its sole discretion, permit our shareholders who are subject to these lock-up agreements to sell shares prior to the expiration of the lock-up agreements. In addition, our articles of association provide that (i) each holder of Class B ordinary shares may not dispose of (a) more than 25% of the Class B ordinary shares held by such holder as of the date of this prospectus

in the 18-month period following the date of this prospectus (including by conversion to Class A ordinary shares), (b) more than 40% of the Class B ordinary shares held by such holder as of the date of this prospectus in the three-year period following the date of this prospectus (including by conversion to Class A ordinary shares) and (c) more than 60% of the Class B ordinary shares held by such holder as of the date of this prospectus in the five-year period following the date of this prospectus (including by conversion to Class A ordinary shares) and (ii) each holder of Class C ordinary shares may not dispose of more than 25% of the Class C ordinary shares held by such holder as of the date of this prospectus in the 18-month period following the date of this prospectus (including by conversion to Class A ordinary shares).

In addition, as of March 31, 2018 there were outstanding 974,642 Class A ordinary shares subject to share options. We intend to register all of the Class A ordinary shares issuable upon exercise of outstanding options, and upon exercise of settlement of any options or other equity incentives we may grant in the future, for public resale under the Securities Act. Accordingly, these shares will be able to be freely sold in the public market upon issuance as permitted by any applicable vesting requirements, subject to the above-referenced lock-up agreements.

***Shareholder protections found in provisions under the U.K. City Code on Takeovers and Mergers, or the Takeover Code, will not apply if our place of management and control is considered to change to outside the United Kingdom.***

Prior to the completion of this offering, we plan to re-register as a public limited company incorporated in England and Wales. Our place of central management and control is, and is expected to continue to be, in the United Kingdom. Accordingly, we are currently subject to the Takeover Code and, as a result, our shareholders are entitled to the benefit of certain takeover offer protections provided under the Takeover Code. The Takeover Code provides a framework within which takeovers of companies are regulated and conducted. If, at the time of a takeover offer, the Panel on Takeovers and Mergers, or the Takeover Panel, determines that we do not have our place of central management and control in the United Kingdom, then the Takeover Code would not apply to us and our shareholders would not be entitled to the benefit of the various protections that the Takeover Code affords. In particular, we would not be subject to the rules regarding mandatory takeover bids. The following is a brief summary of some of the most important rules of the Takeover Code:

- When any person acquires, whether by a series of transactions over a period of time or not, an interest in shares which (taken together with shares already held by that person and an interest in shares held or acquired by persons acting in concert with him or her) carry 30% or more of the voting rights of a company that is subject to the Takeover Code, that person is generally required to make a mandatory offer to all the holders of any class of equity share capital or other class of transferable securities carrying voting rights in that company to acquire the balance of their interests in the company.
- When any person who, together with persons acting in concert with him or her, hold an interest in shares representing not less than 30% and not more than 50% of the voting rights of a company that is subject to the Takeover Code, and such person, or any person acting in concert with him or her, acquires an additional interest in shares which increases the percentage of shares carrying voting rights in which he or she is interested, then such person is generally required to make a mandatory offer to all the holders of any class of equity share capital or other class of transferable securities carrying voting rights of that company to acquire the balance of their interests in the company.
- A mandatory offer under the Takeover Code must be in cash (or be accompanied by a cash alternative) and at not less than the highest price paid within the preceding 12 months to acquire any interest in shares in the company by the person required to make the offer or any person acting in concert with him or her.
- When interests in shares representing 10% or more of the shares of a class have been acquired for cash by an offeror (i.e., a bidder) and any person acting in concert with it in the offer period and the previous 12 months, the offer must be in cash or include a cash alternative for all shareholders of that class at the highest price paid for any interest in shares of that class by the offeror and by any person acting in concert with it in that period. Further, if an offeror acquires for cash any interest in shares during the offer period, a cash alternative must be made available at a price at least equal to the highest price paid for any interest in the shares of that class.



- If the offeror or any person acting in concert with it acquires an interest in shares in an offeree company (i.e., a target) at a price higher than the value of the offer, the offer must be increased to not less than the highest price paid for the interest in shares so acquired.
- The offeree company must obtain competent advice as to whether the terms of any offer are fair and reasonable and the substance of such advice must be made known to all the shareholders, together with the opinion of the board of directors of the offeree company.
- Favorable deals for selected shareholders are banned.
- All shareholders must be given the same information.
- Those issuing takeover circulars must include statements by the relevant directors taking responsibility for the contents thereof.
- Profit forecasts, quantified financial benefits statements and asset valuations must be made to specified standards and must be reported on by professional advisers.
- Misleading, inaccurate or unsubstantiated statements made in documents or to the media must be publicly corrected immediately.
- Actions during the course of an offer by the offeree company, which might frustrate the offer, are generally prohibited unless shareholders approve these plans.
- Stringent requirements are laid down for the disclosure of dealings in relevant securities during an offer.

Employee representatives or employees of both the offeror and the offeree company and the trustees of the offeree company's pension scheme must be informed about an offer. In addition, the offeree company's employee representatives and pension scheme trustees have the right to have a separate opinion on the effects of the offer on employment and pension scheme(s), respectively, appended to the offeree board of directors' circular or published on a website.

***The holders of our Class B ordinary shares currently hold shares representing, in aggregate, more than 50% of the issued voting rights and are presumed to be "acting in concert" for the purposes of the Takeover Code. Accordingly any further acquisitions of shares by holders of our Class B ordinary shares may allow them to further consolidate control over our company without being required to make an offer to all other shareholders.***

The Takeover Code provides that, among other things, when any person who, together with persons acting in concert with him or her, hold an interest in shares representing not less than 30% and not more than 50% of the voting rights of a company that is subject to the Takeover Code, and such person, or any person acting in concert with him or her, acquires an additional interest in shares which increases the percentage of shares carrying voting rights in which he or she is interested, then such person is generally required to make a mandatory offer to all the holders of any class of equity share capital or other class of transferable securities carrying voting rights of that company to acquire the balance of their interests in the company.

The Takeover Code further provides, among other things, that when any person who, together with persons acting in concert with him or her holds shares representing more than 50% of the voting rights of a company, acquires an interest in shares which carry additional voting rights, then they will not generally be required to make a general offer to the other shareholders to acquire the balance of their shares although individual members of the "concert party" (as defined below) will not be able to increase their percentage interest in shares through or between a relevant threshold, without consent of the Panel on Takeovers and Mergers, or the Takeover Panel. Under the Takeover Code, a "concert party" arises where persons acting together pursuant to an agreement or understanding (whether formal or informal and whether or not in writing) actively cooperate, through the acquisition by them of an interest in shares in a company, to obtain or consolidate control of the company. "Control" means an interest, or interests in shares carrying in aggregate 30% or more of the voting rights of the company, irrespective of whether such interest or interests give de facto control.

Persons acting in concert comprise persons who, pursuant to an agreement or understanding (whether formal or informal), co-operate to obtain or consolidate control of a company or to frustrate the successful outcome of an offer

for a company. Under the Takeover Code certain persons are presumed to be acting in concert in certain prescribed circumstances, subject to rebuttal depending of the individual factual circumstances. After consultation with the Takeover Panel, it has been established that the holders of our Class B ordinary shares are presumed to be acting in concert by virtue of them having been common shareholders prior to the re-registration of our company as a public limited company in contemplation of this offering and in light of their having collectively acted to implement the changes to our company's share rights and election to receive Class B ordinary shares, with enhanced voting rights, to create a control consolidating structure.

Accordingly, as the holders of our Class B ordinary shares currently hold, in aggregate, shares carrying more than 50% of the voting rights in our company and are presumed to be "acting in concert" for the purposes of the Takeover Code, subject to certain constraints on individual members of the concert party they are collectively, as at the current time, unrestricted in their ability to make further acquisitions of interests in any shares carrying voting rights and to further consolidate control over our company without being required to make an offer to all other shareholders.

***The three class structure of our ordinary shares has the effect of concentrating voting control for the foreseeable future, which will limit your ability to influence corporate matters.***

Our Class B ordinary shares have ten votes per share, and our Class A ordinary shares, which are the shares underlying the ADSs that we are offering in this offering, and Class C ordinary shares each have one vote per share. Given the greater number of votes per share attributed to our Class B ordinary shares, our existing shareholders (who are considered to be acting in concert by the Takeover Panel) will collectively beneficially hold shares representing approximately % of the voting rights of our outstanding share capital assuming the issuance of ADSs in this offering. Further, John Cotterell, our Chief Executive Officer, will beneficially hold Class B ordinary shares representing approximately % of the voting rights of our outstanding share capital assuming the issuance of ADSs in this offering. Consequently, Mr. Cotterell will continue to be able to have a significant influence on corporate matters submitted to a vote of shareholders. Notwithstanding this concentration of control, we do not expect that we will qualify as a "controlled company" under New York Stock Exchange listing rules.

This concentrated control will limit your ability to influence corporate matters for the foreseeable future. This concentrated control could also discourage a potential investor from acquiring our ADSs due to the limited voting power of the Class A ordinary shares underlying the ADSs relative to the Class B ordinary shares and might harm the market price of our ADSs. In addition, Mr. Cotterell has the ability to control the management and major strategic investments of our company as a result of his position as our Chief Executive Officer. As a member of our board of directors, Mr. Cotterell owes statutory and fiduciary duties to us and must act in good faith and in a manner that he considers would be most likely to promote the success of our company for the benefit of our shareholders as a whole. As a shareholder, Mr. Cotterell is entitled to vote his shares in his own interests, which may not always be in the interests of our shareholders generally. For a description of our three class structure, see "Description of Share Capital and Articles of Association."

Future transfers by other holders of Class B ordinary shares and Class C ordinary shares will generally result in those shares converting on a one-to-one basis to Class A ordinary shares, subject to limited exceptions, such as certain transfers effected for estate planning purposes. The conversion of our Class B ordinary shares into Class A ordinary shares will have the effect, over time, of increasing the relative voting power of those holders of Class B ordinary shares who retain their shares in the long-term.

***We cannot predict the impact our three class share structure may have on our ADS price or our business.***

We cannot predict whether our three class share structure, combined with the concentrated control of our shareholders who held our ordinary shares prior to the completion of this offering, including our executive officers, employees and directors and their affiliates, will result in a lower or more volatile market price of our ADSs or in adverse publicity or other adverse consequences. For example, certain index providers have announced restrictions on including companies with multiple-class share structures in certain of their indexes. In July 2017, FTSE Russell announced that it plans to require new constituents of its indexes to have greater than 5% of the company's voting rights in the hands of public shareholders, and S&P Dow Jones announced that it will no longer admit companies with multiple-class share structures to certain of its indexes. Because of our three class structure, we will likely be excluded from these indexes and we cannot assure you that other stock indexes will not take similar actions. Given the sustained flow

of investment funds into passive strategies that seek to track certain indexes, exclusion from stock indexes would likely preclude investment by many of these funds and could make our ADSs less attractive to other investors. As a result, the market price of our ADSs could be adversely affected.

***The rights of our shareholders may differ from the rights typically offered to shareholders of a U.S. corporation.***

We are incorporated under English law. The rights of holders of ordinary shares and, therefore, certain of the rights of holders of our ADSs, are governed by English law, including the provisions of the Companies Act 2006, or the Companies Act, and by our Articles of Association. These rights differ in certain respects from the rights of shareholders in typical U.S. corporations. See “Description of Share Capital and Articles of Association — Differences in Corporate Law” in this prospectus for a description of the principal differences between the provisions of the Companies Act applicable to us and, for example, the Delaware General Corporation Law relating to shareholders' rights and protections.

***Holders of our ADSs have fewer rights than our shareholders and must act through the depositary to exercise their rights.***

Holders of our ADSs do not have the same rights as our shareholders and may only exercise their voting rights with respect to the underlying Class A ordinary shares in accordance with the provisions of the deposit agreement. Holders of the ADSs will appoint the depositary or its nominee as their representative to exercise the voting rights attaching to the Class A ordinary shares represented by the ADSs. When a general meeting is convened, if you hold ADSs, you may not receive sufficient notice of a shareholders' meeting to permit you to withdraw the Class A ordinary shares underlying your ADSs to allow you to vote directly with respect to any specific matter. We will make all commercially reasonable efforts to cause the depositary to extend voting rights to you in a timely manner, but we cannot assure you that you will receive voting materials in time to instruct the depositary to vote, and it is possible that you, or persons who hold their ADSs through brokers, dealers or other third parties, will not have the opportunity to exercise a right to vote. Furthermore, the depositary will not be liable for any failure to carry out any instructions to vote, for the manner in which any vote is cast or for the effect of any such vote. As a result, you may not be able to exercise your right to vote and you may lack recourse if your ADSs are not voted as you request. In addition, in your capacity as an ADS holder, you will not be able to call a shareholders' meeting. See “Description of American Depositary Shares.”

***Holders of our ADSs may face limitations on transfer and withdrawal of underlying Class A ordinary shares.***

Our ADSs, which may be evidenced by ADRs, are transferable on the books of the depositary. However, the depositary may close its books at any time or from time to time when it deems expedient in connection with the performance of its duties. The depositary may refuse to deliver, transfer or register transfers of your ADSs generally when our books or the books of the depositary are closed, or at any time if we or the depositary think it is advisable to do so because of any requirement of law, government or governmental body, or under any provision of the deposit agreement, or for any other reason subject to your right to cancel your ADSs and withdraw the underlying Class A ordinary shares. Temporary delays in the cancellation of your ADSs and withdrawal of the underlying Class A ordinary shares may arise because the depositary has closed its transfer books or we have closed our transfer books, the transfer of ordinary shares is blocked to permit voting at a shareholders' meeting or we are paying a dividend on our Class A ordinary shares. In addition, you may not be able to cancel your ADSs and withdraw the underlying Class A ordinary shares when you owe money for fees, taxes and similar charges and when it is necessary to prohibit withdrawals in order to comply with any laws or governmental regulations that apply to ADSs or to the withdrawal of Class A ordinary shares or other deposited securities. See “Description of American Depositary Shares.”

***Claims of U.S. civil liabilities may not be enforceable against us.***

We are incorporated under English law. Substantially all of our assets are located outside the United States. The majority of our senior management and board of directors reside outside the United States. As a result, it may not be possible for investors to effect service of process within the United States upon such persons or to enforce judgments obtained in U.S. courts against them or us, including judgments predicated upon the civil liability provisions of the U.S. federal securities laws.

The United States and the United Kingdom do not currently have a treaty providing for recognition and enforcement of judgments (other than arbitration awards) in civil and commercial matters. Consequently, a final judgment for payment

given by a court in the United States, whether or not predicated solely upon U.S. securities laws, would not automatically be recognized or enforceable in the United Kingdom. In addition, uncertainty exists as to whether U.K. courts would entertain original actions brought in the United Kingdom against us or our directors or senior management predicated upon the securities laws of the United States or any state in the United States. Any final and conclusive monetary judgment for a definite sum obtained against us in U.S. courts would be treated by the courts of the United Kingdom as a cause of action in itself and sued upon as a debt at common law so that no retrial of the issues would be necessary, provided that certain requirements are met. Whether these requirements are met in respect of a judgment based upon the civil liability provisions of the U.S. securities laws, including whether the award of monetary damages under such laws would constitute a penalty, is an issue for the court making such decision. If an English court gives judgment for the sum payable under a U.S. judgment, the English judgment will be enforceable by methods generally available for this purpose. These methods generally permit the English court discretion to prescribe the manner of enforcement.

As a result, U.S. investors may not be able to enforce against us or our senior management, board of directors or certain experts named herein who are residents of the United Kingdom or countries other than the United States any judgments obtained in U.S. courts in civil and commercial matters, including judgments under the U.S. federal securities laws.

***As a foreign private issuer, we are exempt from a number of rules under the U.S. securities laws and are permitted to file less information with the SEC than U.S. public companies.***

We are a “foreign private issuer,” as defined in the SEC rules and regulations and, consequently, we are not subject to all of the disclosure requirements applicable to companies organized within the United States. For example, we are exempt from certain rules under the U.S. Securities Exchange Act of 1934, as amended, or the Exchange Act, that regulate disclosure obligations and procedural requirements related to the solicitation of proxies, consents or authorizations applicable to a security registered under the Exchange Act. In addition, our officers and directors are exempt from the reporting and “short-swing” profit recovery provisions of Section 16 of the Exchange Act and related rules with respect to their purchases and sales of our securities. Further, we are not required to comply with Regulation FD, which restricts the selective disclosure of material information. Moreover, we are not required to file periodic reports and financial statements with the SEC as frequently or as promptly as U.S. public companies. Accordingly, there may be less publicly available information concerning our company than there is for U.S. public companies.

As a foreign private issuer, we will file an annual report on Form 20-F within four months of the close of each fiscal year ended June 30 and reports on Form 6-K relating to certain material events promptly after we publicly announce these events. However, because of the above exemptions for foreign private issuers, our shareholders will not be afforded the same protections or information generally available to investors holding shares in public companies organized in the United States.

***While we are a foreign private issuer, we are not subject to certain New York Stock Exchange corporate governance listing standards applicable to U.S. listed companies.***

We are entitled to rely on a provision in the New York Stock Exchange’s corporate governance listing standards that allows us to follow English corporate law and the Companies Act with regard to certain aspects of corporate governance. This allows us to follow certain corporate governance practices that differ in significant respects from the corporate governance requirements applicable to U.S. companies listed on the New York Stock Exchange.

For example, we are exempt from New York Stock Exchange regulations that require a listed U.S. company to (1) have a majority of the board of directors consist of independent directors, (2) require regularly scheduled executive sessions with only independent directors each year and (3) have a compensation committee or a nominations or corporate governance committee consisting entirely of independent directors.

In accordance with our New York Stock Exchange listing, our audit committee is required to comply with the provisions of Section 301 of the Sarbanes-Oxley Act of 2002, or the Sarbanes-Oxley Act, and Rule 10A-3 of the Exchange Act, both of which are also applicable to New York Stock Exchange-listed U.S. companies. Because we are a foreign private issuer, however, our audit committee is not subject to additional New York Stock Exchange requirements applicable to listed U.S. companies, including an affirmative determination that all members of the audit committee are “independent,” using more stringent criteria than those applicable to us as a foreign private issuer.

Furthermore, the New York Stock Exchange's corporate governance listing standards require listed U.S. companies to, among other things, seek shareholder approval for the implementation of certain equity compensation plans and issuances of ordinary shares, which we are not required to follow as a foreign private issuer.

***We may lose our foreign private issuer status, which would then require us to comply with the Exchange Act's domestic reporting regime and cause us to incur significant legal, accounting and other expenses.***

As a foreign private issuer, we are not required to comply with all of the periodic disclosure and current reporting requirements of the Exchange Act applicable to U.S. domestic issuers. We may no longer be a foreign private issuer as of December 31, 2018 (the end of our second fiscal quarter in the fiscal year after this offering), which would require us to comply with all of the periodic disclosure and current reporting requirements of the Exchange Act applicable to U.S. domestic issuers as of January 1, 2019. In order to maintain our current status as a foreign private issuer, either (a) a majority of our ordinary shares must be either directly or indirectly owned of record by non-residents of the United States or (b)(1) a majority of our executive officers or directors cannot be U.S. citizens or residents, (2) more than 50 percent of our assets must be located outside the United States and (3) our business must be administered principally outside the United States. If we lose our status as a foreign private issuer, we would be required to comply with the Exchange Act reporting and other requirements applicable to U.S. domestic issuers, which are more detailed and extensive than the requirements for foreign private issuers and will require that we prepare our financial statements in accordance with U.S. Generally Accepted Accounting Principles. We may also be required to make changes in our corporate governance practices in accordance with various SEC and rules. The regulatory and compliance costs to us under U.S. securities laws if we are required to comply with the reporting requirements applicable to a U.S. domestic issuer will be significantly higher than the cost we would incur as a foreign private issuer. As a result, we expect that a loss of foreign private issuer status would increase our legal and financial compliance costs and would make some activities highly time consuming and costly.

***We are an "emerging growth company" and we cannot be certain if the reduced reporting and disclosure requirements applicable to emerging growth companies will make our ADSs less attractive to investors.***

We are an "emerging growth company," as defined in the JOBS Act, and we may take advantage of certain exemptions from various reporting requirements that are applicable to other public companies that are not "emerging growth companies" including, but not limited to, the auditor attestation requirements of Section 404 of the Sarbanes-Oxley Act, and, to the extent that we no longer qualify as a foreign private issuer pursuant to which standards we are not required to provide detailed compensation disclosures or file proxy statements, reduced disclosure obligations regarding executive compensation in our periodic reports and proxy statements, and exemptions from the requirements of holding a nonbinding advisory vote on executive compensation and shareholder approval of any golden parachute payments not previously approved. We cannot predict if investors will find our ADSs less attractive if we choose to rely on these exemptions. If some investors find our ADSs less attractive as a result, there may be a less active trading market for our ADSs and our ADS price may be more volatile.

***As a result of becoming a public company, we will be obligated to develop and maintain proper and effective internal controls over financial reporting and any failure to maintain the adequacy of these internal controls may adversely affect investor confidence in our company and, as a result, the value of our ADSs.***

We will be required, pursuant to Section 404 of the Sarbanes-Oxley Act, or Section 404, to furnish a report by management on, among other things, the effectiveness of our internal control over financial reporting for the first fiscal year beginning after the effective date of this offering. This assessment will need to include disclosure of any material weaknesses identified by our management in our internal control over financial reporting. Our independent registered public accounting firm will not be required to attest to the effectiveness of our internal control over financial reporting until our first annual report required to be filed with the SEC following the date we are no longer an "emerging growth company," as defined in the JOBS Act. We will be required to disclose significant changes made in our disclosure controls or internal control procedures on a quarterly basis.

We have commenced the costly and challenging process of compiling the system and processing documentation necessary to perform the evaluation needed to comply with Section 404, and we may not be able to complete our evaluation, testing and any required remediation in a timely fashion. Our compliance with Section 404 will require that we incur substantial accounting expense and expend significant management efforts. We will need to hire additional

accounting and financial staff with appropriate public company experience and technical accounting knowledge and compile the system and process documentation necessary to perform the evaluation needed to comply with Section 404.

During the evaluation and testing process of our internal controls, if we identify one or more material weaknesses in our internal control over financial reporting, we will be unable to assert that our internal control over financial reporting is effective. We cannot assure you that there will not be material weaknesses or significant deficiencies in our internal control over financial reporting in the future. Any failure to maintain internal control over financial reporting could severely inhibit our ability to accurately report our financial condition or results of operations. If we are unable to conclude that our internal control over financial reporting is effective, or if our independent registered public accounting firm determines we have a material weakness or significant deficiency in our internal control over financial reporting, we could lose investor confidence in the accuracy and completeness of our financial reports, the market price of our ADSs could decline, and we could be subject to sanctions or investigations by the New York Stock Exchange, the SEC or other regulatory authorities. Failure to remedy any material weakness in our internal control over financial reporting, or to implement or maintain other effective control systems required of public companies, could also restrict our future access to the capital market.

***If securities or industry analysts do not publish research or reports about our business, or publish negative reports about our business, our share price and trading volume could decline.***

The trading market for our ADSs will depend, in part, on the research and reports that securities or industry analysts publish about us or our business. We do not have any control over these analysts or the content that they publish about us. If our financial performance fails to meet analyst estimates or one or more of the analysts who cover us downgrade our ADSs or change their opinion of our ADSs, our ADS price would likely decline. If one or more of these analysts cease coverage of our company or fail to regularly publish reports on us, we could lose visibility in the financial markets, which could cause our ADS price or trading volume to decline.

***We do not intend to pay dividends for the foreseeable future and, as a result, your ability to achieve a return on your investment will depend on appreciation in the price of our ADSs.***

We currently intend to retain any future earnings to finance the growth and development of the business and, therefore, we do not anticipate that we will pay any cash dividends on our ordinary shares, including on the Class A ordinary shares underlying our ADSs, in the foreseeable future. Any determination to pay dividends in the future will be at the discretion of our board of directors and will be dependent upon our future financial condition, results of operations and capital requirements, general business conditions and other relevant factors as determined by our board of directors. Accordingly, investors must rely on sales of their ADSs after price appreciation, which may never occur, as the only way to realize any future gains on their investments.

## CAUTIONARY STATEMENT REGARDING FORWARD-LOOKING STATEMENTS

This prospectus contains statements that constitute forward-looking statements. Many of the forward-looking statements contained in this prospectus can be identified by the use of forward-looking words such as “anticipate,” “believe,” “could,” “estimate,” “expect,” “intend,” “plan,” “potential” and “should,” among others.

Forward-looking statements appear in a number of places in this prospectus and include, but are not limited to, statements regarding our intent, belief, or current expectations. Forward-looking statements are based on our management’s beliefs and assumptions and on information currently available to our management. Such statements are subject to substantial risks and uncertainties, and actual results may differ materially from those expressed or implied in the forward-looking statements due to various important factors, including, but not limited to, those identified under “Risk Factors.” In light of the significant uncertainties in these forward-looking statements, you should not regard these statements as a guarantee by us or any other person that we will achieve our objectives and plans in any specified time frame, or at all.

Forward-looking statements include, but are not limited to, statements about:

- our ability to sustain our revenue growth rate in the future;
- our ability to retain existing clients and attract new clients, including our ability to increase revenue from existing clients and diversify our revenue concentration;
- our ability to attract and retain highly-skilled IT professionals at cost-effective rates;
- our ability to penetrate new industry verticals and geographies and grow our revenue in current industry verticals and geographies;
- our ability to maintain favorable pricing and utilization rates;
- our ability to successfully identify acquisition targets, consummate acquisitions and successfully integrate acquired businesses and personnel;
- the effects of increased competition as well as innovations by new and existing competitors in our market;
- the size of our addressable market and market trends;
- our ability to adapt to technological change and innovate solutions for our clients;
- our plans for growth and future operations, including our ability to manage our growth;
- our expectations of future operating results or financial performance;
- our ability to effectively manage our international operations, including our exposure to foreign currency exchange rate fluctuations; and
- our future financial performance, including trends in revenue, cost of sales, gross profit, selling, general and administrative expenses, finance income and expense and taxes.

Forward-looking statements speak only as of the date they are made, and we do not undertake any obligation to update them in light of new information or future developments or to release publicly any revisions to these statements in order to reflect later events or circumstances or to reflect the occurrence of unanticipated events.

In addition, statements that “we believe” and similar statements reflect our beliefs and opinions on the relevant subject. These statements are based upon information available to us as of the date of this prospectus, and while we believe such information forms a reasonable basis for such statements, such information may be limited or incomplete, and our statements should not be read to indicate that we have conducted an exhaustive inquiry into, or review of, all relevant information. These statements are inherently uncertain and investors are cautioned not to unduly rely upon these statements.

You should read this prospectus and the documents that we reference in this prospectus and have filed as exhibits to the registration statement, of which this prospectus is a part, completely and with the understanding that our actual future results may be materially different from what we expect. We qualify all of our forward-looking statements by these cautionary statements.



#### **MARKET AND INDUSTRY DATA**

Certain industry data and market data included in this prospectus were obtained from independent third-party surveys, market research, publicly available information, reports of governmental agencies, and industry publications and surveys. All of the market data used in this prospectus involves a number of assumptions and limitations, and you are cautioned not to give undue weight to such estimates. We believe that the information from these industry publications and surveys included in this prospectus is reliable. The industry in which we operate is subject to a high degree of uncertainty and risk due to a variety of factors, including those described in "Risk Factors." These and other factors could cause results to differ materially from those expressed in the estimates made by the independent parties and by us.

### EXCHANGE RATE INFORMATION

The following table presents information on the exchange rates between the British Pound and the U.S. dollar for the periods indicated. Average rates are computed by using the noon buying rate of the Federal Reserve Bank of New York for the U.S. dollar on the last business day of each month during the relevant period indicated. Such U.S. dollar amounts are not necessarily indicative of the amounts of U.S. dollars that could actually have been purchased upon exchange of British Pounds at the dates indicated.

	Year Ended June 30,					Nine Months Ended March 31,
	2013	2014	2015	2016	2017	2018
High	1.6275	1.7105	1.7165	1.5731	1.3429	1.4264
Low	1.4877	1.4837	1.4648	1.3217	1.2118	1.2787
Rate at end of period	1.5210	1.7105	1.5727	1.3242	1.2995	1.4027
Average rate per period	1.5688	1.6372	1.5714	1.4686	1.2736	1.3535

The following table sets forth, for each of the last six months, the low and high exchange rates for British Pounds expressed in U.S. dollars and the exchange rate at the end of the month based on the noon buying rate as described above.

	December 2017	January 2018	February 2018	March 2018	April 2018	May 2018
High	1.3529	1.4264	1.4247	1.4236	1.4332	1.3611
Low	1.3316	1.3513	1.3794	1.3755	1.3751	1.3258
Rate at end of period	1.3529	1.4190	1.3794	1.4027	1.3751	1.3289

On June 1, 2018, the noon buying rate of the Federal Reserve Bank of New York for the British Pound was £1.00 = \$1.3358.

## USE OF PROCEEDS

We estimate that the net proceeds from the offering will be approximately \$            million (£            million), assuming an initial public offering price of \$            per ADS, the midpoint of the price range set forth on the cover of this prospectus, after deducting the estimated underwriting discounts and commissions and estimated offering expenses payable by us. We will not receive any of the proceeds from the sale of ADSs by the selling shareholders, although we will bear the costs, other than underwriting discounts and commissions, associated with those sales.

Each \$1.00 increase or decrease in the assumed initial public offering price of \$            per ADS would increase or decrease the net proceeds to us from this offering by approximately \$            million (£            million), assuming that the number of ADSs offered by us, as set forth on the cover of this prospectus, remains the same, and after deducting estimated underwriting discounts and commissions and estimated offering expenses payable by us. We may also increase or decrease the number of ADSs we are offering. Each increase or decrease of 1,000,000 ADSs in the number of ADSs offered by us would increase or decrease the net proceeds to us from this offering by approximately \$            million (£            million), after deducting estimated underwriting discounts and commissions and estimated offering expenses payable by us.

The principal purposes of this offering are to increase our capitalization and financial flexibility and create a public market for our ADSs. We intend to use the net proceeds we receive from this offering to repay in full amounts outstanding under our revolving credit facility with HSBC Bank PLC, which has a maturity date of December 19, 2020 and bears interest, at our option, at a rate equal to either the LIBOR rate or the EURIBOR rate, plus an applicable margin ranging from 0.8% to 1.4% per annum, based upon the net leverage ratio. As of March 31, 2018, there was £2.9 million and \$29.0 million outstanding under the £50.0 million primary revolving credit facility, \$6.0 million was drawn of the \$12.1 million line of credit facility and €9.3 million was drawn of the €9.5 million guarantee facility, respectively. We used the proceeds borrowed under our revolving credit facility principally to fund our acquisition of Velocity Partners, LLC. We also intend to use the net proceeds from this offering for general corporate purposes, including working capital, selling, general and administrative expenses and capital expenditures. We also may use a portion of the net proceeds to acquire complementary businesses, products, services or technologies. However, we do not have agreements or commitments for any specific acquisitions at this time.

The expected use of net proceeds from this offering represents our intentions based upon our present plans and business conditions. We cannot predict with certainty all of the particular uses for the proceeds of this offering or the amounts that we will actually spend on the uses set forth above. Accordingly, our management will have broad discretion over the uses of the net proceeds from this offering. The timing and amount of our actual expenditures will be based on many factors, including cash flows from operations and the anticipated growth of our business. Pending their use, we intend to invest the net proceeds of this offering in a variety of capital-preservation investments, including short- and intermediate-term, interest-bearing, investment-grade securities and government securities.

#### **DIVIDEND POLICY**

Our dividends are declared at the discretion of our board of directors. We declared an aggregate of £7.5 million and £18.2 million in dividends during the fiscal years ended June 30, 2015 and 2016. We did not pay any dividends in the fiscal year ended June 30, 2017 and do not anticipate paying any dividends for the foreseeable future. We intend to retain all available funds and any future earnings for use in the operation and expansion of our business. Payment of cash dividends, if any, in the future will be at the discretion of our board of directors in compliance with applicable legal requirements and will depend on a number of factors, including future earnings, our financial condition, operating results, contractual restrictions, capital requirements, business prospects, our strategic goals and plans to expand our business, applicable law and other factors that our board of directors may deem relevant. In addition, our revolving credit facility with HSBC Bank PLC limits our ability to pay dividends, with certain exceptions. See “Risk Factors — We do not intend to pay dividends for the foreseeable future and, as a result, your ability to achieve a return on your investment will depend on appreciation in the price of our ADSs.”

## **CORPORATE REORGANIZATION**

We are a private company with limited liability, incorporated in England and Wales on February 27, 2006. Pursuant to the terms of a corporate reorganization to be effected prior to the completion of this offering, all of our shareholders will be required to accept the redesignation each of the existing ordinary shares in the capital of Endava Limited held by them into the same number of Class B ordinary shares or Class C ordinary shares; provided, that the Endava Limited Guernsey Employee Benefit Trust will accept redesignation of all existing ordinary shares held by it into the same number of Class A ordinary shares. Each Class A ordinary share will be entitled to one vote per share, each Class B ordinary share will be entitled to ten votes per share and each Class C ordinary share will be entitled to one vote per share.

Following the corporate reorganization but prior to the completion of this offering, we will re-register as a public limited company. Such re-registration will require the passing of special resolutions to approve the re-registration as a public limited company, the name change to Endava plc and the adoption of new articles of association for Endava plc. See "Description of Share Capital and Articles of Association."

## CAPITALIZATION

The following table sets forth our cash and cash equivalents and our capitalization as of March 31, 2018:

- on an actual basis;  
and
- on an as adjusted basis to give further effect to the issuance and sale of \_\_\_\_\_ ADSs in this offering at an assumed initial public offering price of \$ \_\_\_\_\_ per ADS, the midpoint of the price range set forth on the cover of this prospectus, after deducting estimated underwriting discounts and commissions and estimated offering expenses payable by us.

You should read the information in this “Capitalization” section together with “Selected Consolidated Financial Statements,” “Management’s Discussion and Analysis of Financial Condition and Results of Operations” and our consolidated financial statements and the related notes appearing elsewhere in this prospectus.

	As of March 31, 2018	
	(in thousands, except share and per share data)	
	Actual	As Adjusted <sup>(1)</sup>
	£	£
Cash and cash equivalents		
Long term debt, net of current portion		
Shareholders’ equity		
Class A ordinary shares, nominal value £0.10 per share; _____ shares authorized, _____ shares issued and outstanding, actual; _____ shares authorized, _____ shares issued and outstanding as adjusted		
Class B ordinary shares, nominal value £0.10 per share; _____ shares authorized, _____ shares issued and outstanding, actual; _____ shares authorized, _____ shares issued and outstanding as adjusted		
Class C ordinary shares, nominal value £0.10 per share; _____ shares authorized, _____ shares issued and outstanding, actual; _____ shares authorized, _____ shares issued and outstanding as adjusted		
Share premium		
Retained earnings		
Reserves		
Investment in own shares		
Total shareholders’ equity		
Total capitalization	£	£

(1) The as adjusted information set forth above is illustrative only and will change based on the actual initial public offering price and other terms of this offering determined at pricing. Each \$1.00 increase or decrease in the assumed initial public offering price of \$ \_\_\_\_\_ per ADS, the midpoint of the price range set forth on the cover of this prospectus, would increase or decrease each of as adjusted cash and cash equivalents, share premium, total shareholders’ equity and total capitalization by approximately £ \_\_\_\_\_ (\$ \_\_\_\_\_) million, assuming that the number of ADSs offered by us, as set forth on the cover of this prospectus, remains the same, and after deducting estimated underwriting discounts and commissions and estimated offering expenses payable by us. We may also increase or decrease the number of ADSs we are offering. Each 1,000,000 ADS increase or decrease in the number of ADSs offered by us would increase or decrease each of as adjusted cash and cash equivalents, share premium, total shareholders’ equity and total capitalization by approximately £ \_\_\_\_\_ (\$ \_\_\_\_\_) million.

The outstanding share information in the table above excludes:

- 33,846 Class A ordinary shares issuable upon the exercise of share options outstanding as of March 31, 2018, at a weighted average exercise price of £4.33 per share, with the balance of the total number of 974,642 Class A ordinary shares subject to share options outstanding as of March 31, 2018 being currently issued and outstanding and held by the Endava Limited Guernsey Employee Benefit Trust;

- Class A ordinary shares that will be issued, following the completion of this offering, in connection with our acquisition of Velocity Partners LLC, or Velocity Partners, assuming a public offering price of \$      per ADS, the midpoint of the price range set forth on the cover of this prospectus;
- Class A ordinary shares reserved for future issuance pursuant to our 2018 Equity Incentive Plan, which will become effective prior to the completion of this offering and includes provisions that automatically increase the number of Class A ordinary shares reserved for issuance thereunder each year, and which number of reserved shares includes Class A ordinary shares that we will be required to issue to certain continuing employees of Velocity Partners over a period of three years following the completion of this offering; and
- Class A ordinary shares reserved for future issuance pursuant to the Endava plc 2018 Sharesave Plan, which will become effective prior to the completion of this offering and includes provisions that automatically increase the number of Class A ordinary shares reserved for issuance thereunder each year.





the number of shares (including in the form of ADSs) held by new investors to            shares, or            % of the total number of ordinary shares (including in the form of ADSs) outstanding after this offering.

If the underwriters exercise their over-allotment option in full, the percentage of shares held by existing shareholders will decrease to            % of the total number of shares (including in the form of ADSs) outstanding after this offering, and the percentage of shares held by new investors will increase            % of the total number of shares (including in the form of ADSs) outstanding after this offering.

The tables and calculations above are based on an aggregate of 9,960,829 Class A ordinary shares, Class B ordinary shares and Class C ordinary shares outstanding as of March 31, 2018, and excludes:

- 33,846 Class A ordinary shares issuable upon the exercise of share options outstanding as of March 31, 2018, at a weighted average exercise price of £4.33 per share, with the balance of the total number of 974,642 Class A ordinary shares subject to share options outstanding as of March 31, 2018 being currently issued and outstanding and held by the Endava Limited Guernsey Employee Benefit Trust;
- Class A ordinary shares that will be issued, following the completion of this offering, in connection with our acquisition of Velocity Partners LLC, or Velocity Partners, assuming a public offering price of \$            per ADS, the midpoint of the price range set forth on the cover of this prospectus;
- Class A ordinary shares reserved for future issuance pursuant to our 2018 Equity Incentive Plan, which will become effective prior to the completion of this offering and includes provisions that automatically increase the number of Class A ordinary shares reserved for issuance thereunder each year, and which number of reserved shares includes Class A ordinary shares that we will be required to issue to certain continuing employees of Velocity Partners over a period of three years following the completion of this offering; and
- Class A ordinary shares reserved for future issuance pursuant to the Endava plc 2018 Sharesave Plan, which will become effective prior to the completion of this offering and includes provisions that automatically increase the number of Class A ordinary shares reserved for issuance thereunder each year.

## SELECTED CONSOLIDATED FINANCIAL DATA

The following tables set forth our selected consolidated financial data for the periods indicated. We have derived the consolidated statement of comprehensive income for the fiscal years ended June 30, 2016 and 2017 and the consolidated balance sheet data as of June 30, 2016 and 2017 from our audited consolidated financial statements included elsewhere in this prospectus. In order to provide additional historical financial information, we have included supplemental unaudited consolidated statements of operation data for the fiscal year ended June 30, 2015 and the consolidated balance sheet data as of June 30, 2015, which is derived from the consolidated statement of comprehensive income for the fiscal year ended June 30, 2015 and the consolidated balance sheet data as of June 30, 2015 from our unaudited financial statements, which are not included elsewhere in this prospectus. We derived the consolidated statement of comprehensive income for the nine months ended March 31, 2017 and 2018 and the consolidated balance sheet as of March 31, 2018 from our unaudited consolidated financial statements included elsewhere in this prospectus. We have prepared the unaudited condensed consolidated financial statements on the same basis as the audited consolidated financial statements. In the opinion of management, the unaudited financial statements reflect all adjustments, consisting only of normal, recurring adjustments, necessary for a fair statement of the financial information in those statements. Our historical results are not necessarily indicative of the results that should be expected for any future period, and our results for the nine months ended March 31, 2018 are not necessarily indicative of the results to be expected for the full fiscal year. You should read the following summary consolidated financial data together with the audited consolidated financial statements included elsewhere in this prospectus and the sections titled “Exchange Rate Information” and “Management’s Discussion and Analysis of Financial Condition and Results of Operations.”

We maintain our books and records in British Pounds, and we prepare our financial statements in accordance with IFRS as issued by the IASB. We report our financial results in British Pounds.

	Fiscal Year Ended June 30,				Nine Months Ended March 31,			
	2015 (£)	2016 (£)	2017 (£)	2017 (\$) <sup>(1)</sup>	2017 (£)	2018 (£)	2018 (\$) <sup>(1)</sup>	
(in thousands, except for share and per share amounts)								
<b>Consolidated Statements of Operations Data:</b>								
Revenue	£ 84,107	£ 115,432	£ 159,368	\$ 223,625	£ 116,322	£ 156,140	\$ 219,096	
Cost of sales:								
Direct cost of sales <sup>(2)</sup>	(49,717)	(68,517)	(98,853)	(138,711)	(72,692)	(96,104)	(134,853)	
Allocated cost of sales	(3,674)	(6,529)	(9,907)	(13,902)	(6,943)	(9,281)	(13,023)	
Total cost of sales	(53,391)	(75,046)	(108,760)	(152,613)	(79,635)	(105,385)	(147,876)	
Gross profit	30,716	40,386	50,608	71,012	36,687	50,755	71,220	
Selling, general and administrative expenses <sup>(2)</sup>	(13,729)	(20,453)	(27,551)	(38,660)	(19,993)	(31,755)	(44,559)	
Operating profit	16,987	19,933	23,057	32,352	16,694	19,000	26,661	
Net finance (costs)/income	(1,781)	898	(1,357)	(1,904)	(515)	(1,030)	(1,445)	
Profit before tax	15,206	20,831	21,700	30,448	16,179	17,970	25,216	
Tax on profit on ordinary activities	(1,659)	(4,125)	(4,868)	(6,831)	(3,629)	(3,893)	(5,463)	
Net profit	£ 13,547	£ 16,706	£ 16,832	\$ 23,617	£ 12,550	£ 14,077	\$ 19,753	
Earnings per share, basic	£ 1.76	£ 1.84	£ 1.86	\$ 2.61	£ 1.39	£ 1.56	\$ 2.19	
Earnings per share, diluted	£ 1.47	£ 1.69	£ 1.71	\$ 2.40	£ 1.27	£ 1.42	\$ 1.99	
Weighted average number of shares outstanding, basic	7,696,492	9,077,842	9,051,750	9,051,750	9,060,100	9,020,033	9,020,033	
Weighted average number of shares outstanding, diluted	9,230,051	9,863,609	9,858,504	9,858,504	9,874,961	9,911,426	9,911,426	

(1) Translated solely for convenience into dollars at the rate of £1.00 = \$1.4032.

(2) Includes share-based compensation expenses as follows:

	Fiscal Year Ended June 30,			Nine Months Ended March 31,	
	2015	2016	2017	2017	2018
	(in thousands)				
Direct cost of sales	£ 115	£ 587	£ 560	£ 448	£ 686
Selling, general and administrative expenses	65	181	294	228	340
Total	£ 180	£ 768	£ 854	£ 676	£ 1,026

	As of June 30,			As of March 31,	
	2015	2016	2017	2017	2018
	(in thousands)				
<b>Consolidated Balance Sheet Data:</b>					
Cash and cash equivalents	£ 13,362	£ 12,947	£ 23,571	£ 9,462	
Working capital <sup>(1)</sup>	12,038	3,180	11,028	(5,197)	
Total assets	57,000	72,897	106,382	138,303	
Total liabilities	31,014	43,104	57,662	75,808	
Total shareholders' equity	25,986	29,793	48,720	62,495	

(1) Working capital is defined as total current assets minus total current liabilities.

**MANAGEMENT’S DISCUSSION AND ANALYSIS OF FINANCIAL CONDITION  
AND RESULTS OF OPERATIONS**

*You should read the following discussion and analysis of our financial condition and results of operations together with our consolidated financial statements and the related notes and other financial information included elsewhere in this prospectus. Some of the information contained in this discussion and analysis or set forth elsewhere in this prospectus, including information with respect to our plans and strategy for our business, includes forward-looking statements that involve risks and uncertainties. You should review the “Risk Factors” section of this prospectus for a discussion of important factors that could cause actual results to differ materially from the results described in or implied by the forward-looking statements contained in the following discussion and analysis. Our fiscal year ends on June 30.*

**Overview**

We are a leading next-generation technology services provider and help accelerate disruption by delivering rapid evolution to enterprises. We aid our clients in finding new ways to interact with their customers and users, enabling them to become more engaging, responsive and efficient. Using Distributed Enterprise Agile at scale, we collaborate with our clients, seamlessly integrating with their teams, catalyzing ideation and delivering robust solutions. Our approach to ideation comprises an empathy for user needs, curiosity, creativity and a deep understanding of technologies. From proof of concept, to prototype, to production, we use our engineering expertise to deliver enterprise platforms capable of handling millions of transactions per day. Our people, whom we call Endavans, synthesize creativity, technology and delivery at scale in multi-disciplinary teams, enabling us to support our clients from ideation to production.

Since our founding in 2000, we have expanded from a single office serving clients principally located in the city of London to a global enterprise serving clients across Europe and North America from nearshore delivery centers located in Central Europe and Latin America. We provide services from our nearshore delivery centers, located in two European Union countries – Romania and Bulgaria, three other Central European countries – Macedonia, Moldova and Serbia, and four countries in Latin America – Argentina, Colombia, Uruguay and Venezuela. We have close-to-client offices in four Western European countries – Denmark, Germany, the Netherlands and the United Kingdom, as well as in the United States. As of March 31, 2018, we had 4,700 employees, approximately 53.7% of whom work in nearshore delivery centers in European Union countries. As of December 31, 2017, we had 4,580 employees. As of June 30, 2015, 2016 and 2017, we had 2,205, 2,795 and 3,744 employees, respectively. The breakdown of our employees by geography is as follows for the periods presented:

Employees by geography	Fiscal Year Ended June 30,			Nine Months Ended March 31,	
	2015	2016	2017	2017	2018
Western Europe	240	237	233	238	244
Central Europe - EU Countries	1,282	1,572	2,314	2,221	2,523
Sub-total: EU Countries (Western & Central Europe)	1,522	1,809	2,547	2,459	2,767
Central Europe - Non-EU Countries	678	928	1,073	1,049	1,233
Latin America <sup>(1)</sup>	—	—	68	58	634
North America	5	58	56	61	66
<b>Total</b>	<b>2,205</b>	<b>2,795</b>	<b>3,744</b>	<b>3,627</b>	<b>4,700</b>

(1) The increase from the nine months ended March 31, 2017 to the nine months ended March 31, 2018 in Latin America headcount includes 544 employees acquired in connection with our acquisition of Velocity Partners, LLC, or Velocity Partners, in December 2017.

As of March 31, 2018, we had 249 active clients, which we define as clients who paid us for services over the preceding 12-month period, principally operating in the Payments and Financial Services vertical and Technology, Media & Telecommunications, or TMT, vertical. Worldpay (UK) Limited, or Worldpay, was our largest client for each of the last three fiscal years and each of the nine months ended March 31, 2017 and 2018, contributing 15.5%, 15.6%, 13.0%, 13.2% and 11.4% of our total revenue in fiscal 2015, 2016 and 2017 and the nine months ended March 31, 2017 and 2018, respectively. We served clients in the geographies and key industry verticals, which are Payments and Financial Services, TMT and Other, as follows for the periods presented (by revenue):

Revenue by geography	Fiscal Year Ended June 30,			Nine Months Ended March 31,	
	2015	2016	2017	2017	2018
	(in thousands)				
North America	£ 8,573	£ 20,906	£ 25,944	£ 19,738	£ 29,512
Europe	10,114	20,211	53,486	38,683	54,588
United Kingdom	65,420	74,315	79,938	57,901	72,040
<b>Total</b>	<b>£ 84,107</b>	<b>£ 115,432</b>	<b>£ 159,368</b>	<b>£ 116,322</b>	<b>£ 156,140</b>

Revenue by industry vertical	Fiscal Year Ended June 30,			Nine Months Ended March 31,	
	2015	2016	2017	2017	2018
	(in thousands)				
Payments and Financial Services	£ 47,427	£ 63,652	£ 91,056	£ 65,211	£ 91,074
TMT	27,774	42,434	48,534	36,621	43,670
Other	8,906	9,346	19,778	14,490	21,396
<b>Total</b>	<b>£ 84,107</b>	<b>£ 115,432</b>	<b>£ 159,368</b>	<b>£ 116,322</b>	<b>£ 156,140</b>

We have achieved significant growth in recent periods. For the fiscal years ended June 30, 2015, 2016 and 2017, our revenue was £84.1 million, £115.4 million and £159.4 million, respectively, representing a compound annual growth rate of 37.7% over the three fiscal year period. For the nine months ended March 31, 2017 and 2018, our revenue was £116.3 million and £156.1 million, respectively. We generated 77.8%, 64.4%, 50.2% of our revenue for the fiscal years ended June 30, 2015, 2016 and 2017, respectively, from clients located in United Kingdom; we generated 12.0%, 17.5% and 33.6% of our revenue in each of those fiscal years, respectively, from clients located in Europe; and we generated the balance of our revenue for each of those fiscal years from clients located in North America. Our revenue growth rate at constant currency, which is a measure that is not calculated and presented in accordance with International Financials Reporting Standards, or IFRS, for the fiscal years ended June 30, 2015, 2016 and 2017 was 32.6%, 36.6% and 28.5%, respectively. Our revenue growth rate at constant currency for the nine months ended March 31, 2017 and 2018 was 28.8% and 34.6%, respectively. Over the last five fiscal years, 91.2% of our revenue, on average, each fiscal year came from clients who purchased services from us during the prior fiscal year. Our profit before taxes was £15.2 million, £20.8 million and £21.7 million for the fiscal years ended June 30, 2015, 2016 and 2017, and our profit before taxes as a percentage of revenue was 18.1%, 18.0% and 13.6%, respectively, for the same periods. Our profit before taxes was £16.2 million and £18.0 million for the nine months ended March 31, 2017 and 2018, respectively, and our profit before taxes as a percentage of revenue was 13.9% and 11.5%, respectively, for the same periods. Our adjusted profit before taxes margin, or Adjusted PBT Margin, which is a measure that is not calculated and presented in accordance with IFRS, was 19.2%, 19.7% and 15.8%, respectively, for the fiscal years ended June 30, 2015, 2016 and 2017. Our Adjusted PBT Margin was 15.8% and 15.3%, respectively, for the nine months ended March 31, 2017 and 2018. See notes 1 and 6 in the section of this prospectus titled “Summary Consolidated Financial and Other Data—Non-IFRS Measures and Other Management Metrics” for a reconciliation of revenue growth rate at constant currency to revenue growth rate and for a reconciliation of Adjusted PBT to profit before taxes, respectively, the most directly comparable financial measures calculated and presented in accordance with IFRS.

## Recent Acquisitions

We have in the past pursued and plan to selectively pursue in the future acquisitions focused on augmenting our core capabilities to enhance our expertise in new technologies and industry verticals and increase our geographic reach, while preserving our corporate culture and sustainably managing our growth.

In June 2015, we acquired Power Symbol Technology d.o.o., or PS Tech, for cash consideration of £11.3 million and 475,000 of our ordinary shares, which we valued at £3.9 million. PS Tech was headquartered in Serbia and strengthened our delivery center capacity in Central Europe.

In October 2015, we acquired substantially all of the assets of Nickel Fish Design LLC, or Nickelfish, for cash consideration of £4.8 million and 40,000 of our ordinary shares, which were valued at £0.3 million. Nickelfish was headquartered in the United States and enhanced our user experience and design capabilities.

In September 2016, we acquired Integrated Systems Development Corporation, or ISDC, for cash consideration of £8.9 million. ISDC was headquartered in the Netherlands and provided us with additional delivery center capacity in Romania and Bulgaria, as well as a close-to-client presence to the Netherlands.

In December 2017, we acquired Velocity Partners for total consideration of £46.0 million, which consisted of (1) cash consideration in the amount of £33.1 million, of which £4.4 million was held back to secure indemnification obligations, (2) contingent consideration of £11.7 million, which may be paid in the form of equity, cash or a combination of equity and cash, depending on a number of conditions and (3) £1.2 million representing amounts due to the former equity holders of Velocity Partners if we receive certain future tax refunds. The fair value of the aggregate consideration on the acquisition date was estimated at £45.0 million. In addition, in connection with the acquisition, we agreed to pay certain continuing employees of Velocity Partners up to £3.7 million in the form of equity or cash, depending on a number of conditions, as well as equity awards with respect to 6,000 Class A ordinary shares. Velocity Partners was headquartered in the United States and increased our North American client base and added nearshore delivery centers in Latin America.

## Key Factors Affecting Our Performance

We believe that the key factors affecting our performance and results of operations include our ability to:

### *Expand Relationships with Existing Clients*

We are focused on continuing to expand our relationships with existing clients by helping them solve new problems and become more engaging, responsive and efficient. We have a demonstrated track record of expanding our work with clients after an initial engagement. Over last two fiscal years, the number of clients that have a minimum annual spend with us of at least £1.0 million has grown from 26 to 34, and the average spend of our 10 largest clients was £6.2 million in the 2016 fiscal year and £7.8 million in the 2017 fiscal year. Our ability to increase sales to existing clients will depend on a number of factors, including the level of clients' satisfaction with our services, changes in clients' strategic priorities, changes in key client personnel or strategic transactions involving clients, pricing, competition and overall economic conditions.

### *Add New Clients Across Industry Verticals and Geographies*

As of June 30, 2015, 2016 and 2017, we had 112, 154 and 188 active clients, respectively. We believe that we have a significant opportunity to add new clients in our existing core verticals and geographies, and to expand our client base to new verticals and geographies.

We have established ourselves as a leader in delivering end-to-end ideation-to-production services in the Payments and Financial Services and TMT verticals. Clients in the Payments and Financial Services vertical contributed to 55.1% and 57.1% of our total revenue in the 2016 and 2017 fiscal years, respectively. Clients in the TMT vertical contributed 36.8% and 30.5% of our total revenue in the 2016 and 2017 fiscal years, respectively. Clients in other verticals contributed 8.1% and 12.4% of our total revenue in the 2016 and 2017 fiscal years, respectively. We believe that we continue to have a significant untapped opportunity in these sectors and we plan to leverage this experience to expand our vertical reach.

We are likewise focused on geographic expansion, particularly in North America. In the 2017 fiscal year, 16.3% of our revenue came from clients in North America. With our recent acquisition of Velocity Partners, we increased our sales presence in the United States and added nearshore delivery capacity in Latin America, which we believe will allow us to further penetrate the North American market. Our ability to add new clients will depend on a number of factors, including market perception of our services, our ability to successfully add nearshore delivery center capacity, our ability to successfully integrate our acquisition of Velocity Partners and any future acquisitions, pricing, competition and overall economic conditions.

***Attract, Retain and Efficiently Utilize Talent***

We believe that our people are our most important asset. We grew our average operational headcount by 42.0% in the 2016 fiscal year and 36.2% in the 2017 fiscal year. We provide Endavans with training to develop their technical and soft skills, in an environment where they are continually challenged and given opportunities to grow as professionals, and with tools and resources to innovate, which has resulted in us having what we believe is a low voluntary attrition rate of approximately 11.4% for the 2017 fiscal year. However, there is significant competition for technology professionals in the geographic regions in which our delivery centers are located and we expect that such competition is likely to continue for the foreseeable future. Further, in order to maintain our gross margin, we must maintain favorable utilization rates among our existing IT professionals, which depends on our ability to integrate and train new employees, efficiently transition employees from completed projects to new assignments, forecast demand for our services, deploy employees with appropriate skills and seniority to projects and manage attrition rates.

***Expand Our Nearshore Delivery Capacity***

We believe that Distributed Enterprise Agile at scale requires that we have teams based in locations with similar time zones to those of our clients since our delivery teams are in constant dialogue and interaction with our clients. Since January 1, 2015, we have added nine new delivery centers including in Argentina, Bulgaria, Colombia, Serbia and Uruguay, and increased our delivery center headcount by 159.2%. While we believe that we have sufficient delivery center capacity to address our near-term needs and opportunities, as we continue to expand our relationships with existing clients and attract new clients, we will need to expand our teams at existing delivery centers and open new delivery centers in nearshore locations with an abundance of technical talent. However, we compete for talented individuals not only with other companies in our industry, but also with companies in other industries, and there is a limited pool of individuals who have the skills and training needed to help us grow.

***Continue to Innovate***

We believe that our creative skills, deep digital technical engineering capabilities and leadership in next-generation technologies have allowed us to grow our business and maintain favorable gross margins. Sustaining our competitive differentiation will depend on our ability to continue to innovate and remain at the forefront of emerging technology trends.

## Management Metrics

We regularly monitor a number of financial and operating metrics to evaluate our business, measure our performance, identify trends affecting our business, formulate financial projections and make strategic decisions. Our management metrics may be calculated in a different manner than similarly titled metrics used by other companies.

	Fiscal Year Ended June 30,			Nine Months Ended March 31,		
	2015	2016	2017	2017	2018	
	(pounds in thousands)					
Revenue growth rate at constant currency	32.6%	36.6%	28.5%	28.8%	34.6%	
Average number of employees involved in delivery of our services	1,645	2,336	3,181	3,115	3,829	
Revenue concentration	65.5%	53.7%	49.1%	50.4%	43.1%	
Number of large clients	18	26	34	36	42	
Adjusted profit before taxes margin	19.2%	19.7%	15.8%	15.8%	15.3%	
Free cash flow	£ 9,492	£ 10,115	£ 11,186	£ 370	£ 17,500	

### *Revenue Growth Rate at Constant Currency*

We monitor our revenue growth rate at constant currency. As the impact of foreign currency exchange rates is highly variable and difficult to predict, we believe revenue growth rate at constant currency allows us to better understand the underlying business trends and performance of our ongoing operations on a period-over-period basis. We calculate revenue growth rate at constant currency by translating revenue from entities reporting in foreign currencies into British Pounds using the comparable foreign currency exchange rates from the prior period. For example, the average rates in effect for the fiscal year ended June 30, 2016 were used to convert revenue for the fiscal year ended June 30, 2017 and the revenue for the comparable prior period ended June 30, 2016, rather than the actual exchange rates in effect during the respective period. Revenue growth rate at constant currency is not a measure calculated in accordance with IFRS. See note 1 in the section of this prospectus titled “Summary Consolidated Financial and Other Data—Non-IFRS Measures and Other Management Metrics” for a reconciliation of revenue growth rate at constant currency revenue growth rate, the most directly comparable measure calculated and presented in accordance with IFRS.

### *Average Number of Employees Involved in Delivery of Our Services*

We monitor our average number of operational employees because we believe it gives us visibility into the size of both our revenue-producing base and our most significant cost base, which in turn allows us to better understand changes in our utilization rates and gross margins on a period-over-period basis. We calculate average number of operational employees as the average of our number of full-time employees involved in delivery of our services on the last day of each month in the relevant period.

### *Revenue Concentration*

We monitor our revenue concentration to better understand our dependence on large clients on a period-over-period basis and to monitor our success in diversifying our revenue base. We define revenue concentration as the percent of our total revenue derived from our 10 largest clients by revenue in each period presented.

### *Number of Large Clients*

We monitor our number of large clients to better understand our progress in winning large contracts on a period-over-period basis. We define number of large clients as the number of clients from whom we generated more than £1.0 million of revenue in the prior 12-month period.



### ***Adjusted Profit Before Taxes Margin***

We monitor our adjusted profit before taxes margin, or Adjusted PBT Margin, to better understand our ability to manage operational costs, to evaluate our core operating performance and trends and to develop future operating plans. In particular, we believe that the exclusion of certain expenses in calculating Adjusted PBT Margin facilitates comparisons of our operating performance on a period-over-period basis. Our Adjusted PBT Margin is our Adjusted PBT, which is our profit before taxes adjusted to exclude the impact of share-based compensation expense, amortization of acquired intangible assets, realized and unrealized foreign currency exchange gains and losses and initial public offering expenses incurred (all of which are non-cash other than realized foreign currency exchange gains and losses and initial public offering expenses), as a percentage of our total revenue. We do not consider these excluded items to be indicative of our core operating performance. Adjusted PBT Margin is not a measure calculated in accordance with IFRS. See note 5 in the section of this prospectus titled “Summary Consolidated Financial and Other Data—Non-IFRS Measures and Other Management Metrics” for a reconciliation of Adjusted PBT to profit before taxes, the most directly comparable financial measure calculated and presented in accordance with IFRS.

### ***Free Cash Flow***

We monitor our free cash flow to better understand and evaluate our liquidity position and to develop future operating plans. Our free cash flow is our net cash provided by (used in) operating activities, plus grant received, less purchases of non-current tangible and intangible assets and plus initial public offering expenses paid. For a discussion of grant received, see “—Components of Results of Operations—Cost of Sales” below. Free cash flow is not a measure calculated in accordance with IFRS. See note 6 in the section of this prospectus titled “Summary Consolidated Financial and Other Data—Non-IFRS Measures and Other Management Metrics” for a reconciliation of free cash flow to net cash provided by (used in) operating activities, the most directly comparable financial measure calculated and presented in accordance with IFRS.

## **Components of Results of Operations**

### ***Revenue***

We generate revenue primarily from the provision of our services and recognize revenue in accordance with International Accounting Standard 18, Revenue. Revenue is measured at fair value of the consideration received, excluding discounts, rebates, taxes and duties. We enter into master services agreements, or MSAs, with our clients, which provide a framework for services and statements of work to define the scope, timing, pricing terms and performance criteria of each individual engagement under the MSA. Our services are generally performed under time-and-material based contracts (where materials consist of travel and out-of-pocket expenses), fixed-price contracts and managed service contracts.

Time-and-material based contracts represented 84.6% of our total revenue in the 2017 fiscal year. Under time-and-materials based contracts, we charge for our services based on daily or hourly rates and bill and collect monthly in arrears. Revenue from time-and-materials contracts is recognized as services are performed, with the corresponding cost of providing those services reflected as cost of sales when incurred.

Fixed-price contracts and managed service contracts represented 5.4% and 10.0%, respectively, of our total revenue in the 2017 fiscal year. Under fixed-price contracts, we bill and collect monthly throughout the period of performance. Revenue is recognized based on the percentage of completion method, with the percentage of completion typically assessed using cost measures. Under this method, revenue is recognized in the accounting periods in which the associated services are rendered. In instances where final acceptance of a deliverable is specified by the client and there is risk or uncertainty of acceptance, revenue is deferred until all acceptance criteria have been met. The cumulative impact of any revision in estimates is reflected in the financial reporting period in which the change in estimate becomes known. Under managed service contracts, we typically bill and collect upon executing the applicable contract and typically recognize revenue over the service period on a straight-line basis. Our mix of contract types has historically not changed materially from period-to-period.

In the 2015, 2016 and 2017 fiscal years, our 10 largest clients contributed, in the aggregate, £55.1 million, or 65.5%, £62.0 million, or 53.7%, and £78.2 million, or 49.1%, of our total revenue, respectively. In the nine months

ended March 31, 2017 and 2018, our 10 largest clients contributed, in the aggregate, £58.6 million, or 50.4%, and £67.2 million, or 43.1%, of our total revenue, respectively. The following table shows the number of our clients by revenue on a trailing 12-month basis for the periods presented:

Revenue	Fiscal Year Ended June 30,			Nine Months Ended March 31,	
	2015	2016	2017	2017	2018
Over £5 Million	3	5	5	6	6
£2 - £5 Million	8	11	17	13	21
£1 - £2 Million	7	10	12	17	15
Less than £1 Million	94	128	154	147	207
<b>Total</b>	<b>112</b>	<b>154</b>	<b>188</b>	<b>183</b>	<b>249</b>

#### *Cost of Sales*

Direct cost of sales consists primarily of personnel costs, including salary, bonuses, share-based compensation, benefits and travel expenses for our employees directly involved in delivery of our services, as well as software licenses and other costs that relate directly to the delivery of services. Allocated cost of sales consists of the portion of depreciation and amortization expense and property costs, including operating lease expense, related to delivery of our services. Our cost of sales is reported net of any income recognized from research and development credits and government grants arising from past or future operating activities where those activities are related directly to the delivery of services. We expect our cost of sales to remain relatively stable as a percentage of revenue.

In June 2013, we were awarded a grant of Romanian leu, or RON, 41.4 million (£7.94 million) from the Romanian Ministry of Finance for the creation of 500 new jobs in Romania between June 2013 and December 2015, subject to certain conditions, including continuing the newly created jobs for a five year period. To date, we have submitted claims and received £5.3 million under the grant and expect to receive approximately £1.8 million in the 2018 fiscal year for submitted, but not yet paid, claims. Claims are subject to audit by the Romanian authorities and secured until the end of the five-year maintenance period by a letter of credit. We recognize the income from the grant over the five-year period we are required to maintain the positions as an offset to cost of sales. The receipt of a cash payment under the grant is recognized in the statement of cash flows as cash from a financing activity. To the extent the amount we received is greater or less than the amount recognized, the difference is recorded as working capital.

We are also eligible to receive credits from the United Kingdom taxing authorities for qualifying research and development expenditures on an annual basis. The credits are based on a fixed percentage (11% prior to December 31, 2017 and 12% thereafter) of the cost of work that is directed and supervised from the United Kingdom and achieves an advance in technology that was uncertain at the outset of the work. We recognize the income from these credits as an offset to cost of sales. The receipt of credits is recognized in the statement of cash flows as cash from an operating activity.

#### *Gross Profit*

Gross profit and gross margin, or gross profit as a percentage of total revenue, has been, and will continue to be, affected by various factors, including wage inflation and the impact of foreign exchange in the countries in which we operate.

#### *Selling, General and Administrative Expenses*

Personnel costs, including salaries, bonuses, sales commissions and benefits are the most significant component of selling, general and administrative expenses. Included in selling, general and administrative expenses relating to sales and marketing expense are costs related to marketing programs and travel. Marketing programs consist of advertising, events, corporate communications and brand-building activities. Included in other selling, general and administrative expenses to general and administrative expense are external legal, accounting and other professional fees, as well as acquisition-related transaction costs. Selling, general and administrative expenses also include facilities-related and information technology hardware and software costs. Selling, general and administrative expenses includes

share-based compensation expense for employees in our selling, general and administrative functions. Selling, general and administrative expenses also includes allocated operating lease expense and depreciation and amortization, which consists primarily of depreciation of property, plant and equipment, as well as the amortization of software and licenses and intangible assets acquired through acquisitions (client relationships and non-compete agreements). We expect our selling, general and administrative expenses to increase in absolute British Pounds as we continue to grow our business. We also anticipate that we will incur additional costs for personnel and consulting and professional fees related to preparation to become and operate as a public company.

#### ***Net Finance (Costs)/Income***

Finance costs consist primarily of interest expense on borrowings, unwinding of the discount on acquisition holdbacks and contingent consideration, losses on disposal of available-for-sale financial assets, dividends on preference shares classified as liabilities and reclassifications of amounts previously recognized in other comprehensive income. Borrowing costs that are not directly attributable to the acquisition, construction or production of a qualifying asset are recognized in profit or loss using the effective interest method. Finance income consists of interest income on funds invested. Interest income is recognized as it accrues in profit or loss, using the effective interest method.

Net finance (costs)/income also reflects the net effect of realized and unrealized foreign currency exchange gains and losses. Prior to June 30, 2016, we entered into forward contracts to fix the exchange rate for intercompany transactions between the British Pound and RON, with changes in the fair value of these forward contracts being recognized in profit or loss.

#### ***Provision for Income Taxes***

We are subject to income taxes in the United Kingdom, Romania, the United States and numerous other jurisdictions. Our provision for income taxes, which is reflected on our statement of comprehensive income as "tax on profit on ordinary activities," consists primarily of liabilities for taxes due to, or potential claims from, tax authorities in the jurisdictions in which we operate. Calculation of current tax is based on tax rates and tax laws that have been enacted or substantively enacted at the end of the applicable reporting period.

Our effective tax rates differ from the statutory rate applicable to us primarily due to, differences between domestic and foreign jurisdiction tax rates, tax credits and non-taxable items, non-deductible share-based compensation expenses and other non-deductible expenses. Changes in the geographic mix of revenue can also cause our overall effective tax rate to vary from period to period. Tax expense is recognized in profit or loss based on the sum of deferred tax and current tax not recognized in other comprehensive income or directly in equity.

## Results of Operations

The following table sets forth our consolidated statements of operations data for the periods presented:

	Fiscal Year Ended June 30,				Nine Months Ended March 31,		
	2015	2016	2017	2017 <sup>(1)</sup>	2017	2018	2018 <sup>(1)</sup>
(in thousands)							
<b>Consolidated Statements of Operations Data:</b>							
Revenue	£ 84,107	£ 115,432	£ 159,368	\$ 223,625	£ 116,322	£ 156,140	\$ 219,096
Cost of sales:							
Direct cost of sales <sup>(2)</sup>	(49,717)	(68,517)	(98,853)	(138,711)	(72,692)	(96,104)	(134,853)
Allocated cost of sales	(3,674)	(6,529)	(9,907)	(13,902)	(6,943)	(9,281)	(13,023)
Total Cost of sales	(53,391)	(75,046)	(108,760)	(152,613)	(79,635)	(105,385)	(147,876)
Gross profit	30,716	40,386	50,608	71,012	36,687	50,755	71,220
Selling, general and administrative expenses <sup>(2)</sup>	(13,729)	(20,453)	(27,551)	(38,660)	(19,993)	(31,755)	(44,559)
Operating profit	16,987	19,933	23,057	32,352	16,694	19,000	26,661
Net finance (costs)/income	(1,781)	898	(1,357)	(1,904)	(515)	(1,030)	(1,445)
Profit before tax	15,206	20,831	21,700	30,448	16,179	17,970	25,216
Tax on profit on ordinary activities	(1,659)	(4,125)	(4,868)	(6,831)	(3,629)	(3,893)	(5,463)
Net profit	£ 13,547	£ 16,706	£ 16,832	\$ 23,617	£ 12,550	£ 14,077	\$ 19,753

(1) Translated solely for convenience into dollars at the rate of £1.00 = \$1.4032.

(2) Includes share-based compensation expense as follows:

	Fiscal Year Ended June 30,			Nine Months Ended March 31,	
	2015	2016	2017	2017	2018
(in thousands)					
Direct cost of sales	£ 115	£ 587	£ 560	£ 448	£ 686
Selling, general and administrative expenses	65	181	294	228	340
Total	£ 180	£ 768	£ 854	£ 676	£ 1,026

The following table sets forth our consolidated statements of operations data expressed as a percentage of total revenue:

	Fiscal Year Ended June 30,			Nine Months Ended March 31,	
	2015	2016	2017	2017	2018
<b>Consolidated Statements of Operations Data:</b>					
Revenue	100 %	100 %	100 %	100 %	100 %
Cost of sales:					
Direct cost of sales	(59.1)%	(59.4)%	(62.0)%	(62.5)%	(61.5)%
Allocated cost of sales	(4.4)%	(5.7)%	(6.2)%	(6.0)%	(5.9)%
Total Cost of sales	(63.5)%	(65.0)%	(68.2)%	(68.5)%	(67.5)%
Gross profit	36.5 %	35.0 %	31.8 %	31.5 %	32.5 %
Selling, general and administrative expenses	(16.3)%	(17.7)%	(17.3)%	(17.2)%	(20.3)%
Operating profit	20.2 %	17.3 %	14.5 %	14.4 %	12.2 %
Net finance (costs)/income	(2.1)%	0.8 %	(0.9)%	(0.4)%	(0.7)%
Profit before tax	18.1 %	18.0 %	13.6 %	13.9 %	11.5 %
Provision for income tax	(2.0)%	(3.6)%	(3.1)%	(3.1)%	(2.5)%
Net profit	16.1 %	14.5 %	10.6 %	10.8 %	9.0 %

#### Comparison of the Nine Months Ended March 31, 2017 and 2018

##### Revenue

	Nine Months Ended March 31,		% Change 2018 vs. 2017
	2017	2018	
Revenue	£ 116,322	£ 156,140	34.2 %

Revenue for the nine months ended March 31, 2018 was £156.1 million, an increase of £39.8 million, or 34.2%, over the nine months ended March 31, 2017. Exchange rate fluctuations with respect to the Euro and the U.S. Dollar affected revenue growth as measured in British Pounds. In constant currency terms, revenue grew by 34.6% over the nine months ended March 31, 2017. We achieved significant growth in revenue across all verticals. Revenue from clients in the Payments and Financial Services vertical increased by £25.9 million, or 39.7%, to £91.1 million in the nine months ended March 31, 2018 from £65.2 million in the nine months ended March 31, 2017. Revenue from clients in the TMT vertical increased by £7.1 million, or 19.2%, to £43.7 million in the nine months ended March 31, 2018 from £36.6 million in the nine months ended March 31, 2017. Revenue from clients in our Other vertical also grew significantly, increasing by £6.9 million, or 47.7%, to £21.4 million in the nine months ended March 31, 2018 from £14.5 million in the nine months ended March 31, 2017. Growth in our TMT vertical was driven by the contribution of Velocity Partners in North America and organic growth in Europe, while growth in our Other vertical was also driven in part by the contribution of Velocity Partners as well as organic growth in the United Kingdom. Revenue also grew across all geographies. Revenue from clients based in Europe increased by £15.9 million, or 41.1%, to £54.6 million in the nine months ended March 31, 2018 from £38.7 million in the nine months ended March 31, 2017. Revenue from clients based in United Kingdom increased by £14.1 million, or 24.4%, to £72.0 million in the nine months ended March 31, 2018 from £57.9 million in the nine months ended March 31, 2017. Revenue from clients based in North America increased by £9.8 million, or 49.5%, to £29.5 million in the nine months ended March 31, 2018 from £19.7 million in the nine months ended March 31, 2017, principally due to our acquisition of Velocity Partners and due to growth in revenue from clients in the Payments and Financial Services vertical in North America. Revenue from our top 10 clients in the nine months ended March 31, 2018 increased by £8.6 million, or 14.7%, to £67.2 million compared to £58.6 million in revenue from our top 10 clients in the nine months ended March 31, 2017.

## Cost of Sales

	Nine Months Ended March 31,		% Change
	2017	2018	2018 vs. 2017
Cost of sales			
Direct cost of sales	£ 72,692	£ 96,104	32.2%
Allocated cost of sales	6,943	9,281	33.7%
Total Cost of sales	£ 79,635	£ 105,385	32.3%
Gross margin	31.5%	32.5%	

Total cost of sales increased by £25.7 million, or 32.3%, in the nine months ended March 31, 2018 compared to the nine months ended March 31, 2017. The increase consisted of a £23.4 million increase in direct cost of sales, primarily as a result of increased personnel costs, which reflected an increase in the average number of employees involved in delivery of our services from 3,115 in the nine months ended March 31, 2017 to 3,829 in the nine months ended March 31, 2018, with a significant portion of the increase relating to employees acquired in connection with our acquisition of Velocity Partners. Of the £25.7 million increase in total cost of sales, £4.5 million related to the operations of Velocity Partners. Grant income increased by £0.3 million in the nine months ended March 31, 2018 compared to the nine months ended March 31, 2017 and research and development credits decreased by £0.3 million in the nine months ended March 31, 2018 compared to the nine months ended March 31, 2017. Additionally, allocated cost of sales increased by £2.3 million in the nine months ended March 31, 2018 compared to the nine months ended March 31, 2017, or 33.7%. Gross margin increased to 32.5% for the nine months ended March 31, 2018 from 31.5% for the nine months ended March 31, 2017.

## Selling, General and Administrative Expenses

	Nine Months Ended March 31,		% Change
	2017	2018	2018 vs. 2017
Selling, general and administrative expenses	£ 19,993	£ 31,755	58.8%
% of revenue	(17.2)%	(20.3)%	

Selling, general and administrative expenses increased by £11.8 million, or 58.8%, in the nine months ended March 31, 2018 compared to the nine months ended March 31, 2017. The increase in total selling, general and administrative expenses primarily related to an increase of £2.3 million in sales and marketing expenses and an increase of £6.0 million in general and administrative expenses. Depreciation and amortization increased by £0.7 million, or 48.2%, in the nine months ended March 31, 2018 compared to the nine months ended March 31, 2017, primarily as a result of a £0.5 million increase in amortization of acquired intangible assets acquired. As a percentage of revenue, selling, general and administrative expenses increased from 17.2% to 20.3%, reflecting additional costs due to the integration of Velocity Partners and increased expenditures related to our finance function in anticipation of us becoming a public company.

## Net Finance (Cost)/Income

	Nine Months Ended March 31,		% Change
	2017	2018	2018 vs. 2017
Net finance (cost)/income	£ (515)	£ (1,030)	100.0%
% of revenue	(0.4)%	(0.7)%	

In the nine months ended March 31, 2018, we recognized net finance cost of £1.0 million, which included £0.5 million related to changes in foreign exchange rates and £0.5 million related to interest payable on amounts outstanding under our credit facility. In the nine months ended March 31, 2017, we recognized net finance cost of

£0.5 million, which included £0.2 million relating to changes in foreign exchange rates and £0.3 million related to interest payable on amounts outstanding under the previous credit facility.

#### **Provision for Income Tax**

	Nine Months Ended March 31,		% Change
	2017	2018	2018 vs. 2017
Provision for income taxes	£ 3,629	£ 3,893	7.3%

Provision for income taxes increased by £0.3 million, or 7.3%, in the nine months ended March 31, 2018 compared to the nine months ended March 31, 2017. Our annual effective tax rate for the nine months ended March 31, 2018 was 21.7%, compared to an annual effective tax rate of 22.4% for the nine months ended March 31, 2017. In the nine months ended March 31, 2018, our effective tax rate and provision for income taxes increased compared to the nine months ended March 31, 2017 primarily due to non-recurring adjustments to prior periods in the nine months ended March 31, 2017, partially offset by non-deductible initial public offering expenses in the nine months ended March 31, 2018.

#### **Comparison of the Years Ended June 30, 2015, 2016 and 2017**

##### **Revenue**

	Year Ended June 30,			% Change	
	2015	2016	2017	2016 vs. 2015	2017 vs. 2016
	(pounds in thousands)				
Revenue	£ 84,107	£ 115,432	£ 159,368	37.2%	38.1%

*2017 Compared to 2016.* Revenue for 2017 was £159.4 million, an increase of £43.9 million, or 38.1%, over 2016. Exchange rate fluctuations with respect to the Euro and the U.S. Dollar, due in part to the United Kingdom's decision in a June 23, 2016 referendum to leave the European Union, positively affected revenue growth as measured in British Pounds. In constant currency terms, revenue grew by 28.5% over 2016. We achieved significant growth in revenue across verticals. Revenue from clients in the Payments and Financial Services vertical increased by £27.4 million, or 43.1%, to £91.1 million in 2017 from £63.7 million in 2016. Revenue from clients in our Other vertical also grew significantly, albeit from a low base, increasing by £10.4 million, or 111.6%, to £19.8 million in 2017 from £9.3 million in 2016. Revenue also grew across all geographies. Revenue from clients based in Europe increased by £33.3 million, or 164.6%, to £53.5 million in 2017 from £20.2 million in 2016 and revenue from clients based in North America increased by £5.0 million, or 24.1%, to £25.9 million in 2017 from £20.9 million in 2016. 90.5% of our 2017 revenue came from clients who were also our clients during 2016. Revenue from our top 10 clients in 2017 increased by £16.3 million, or 26.3%, to £78.2 million compared to £62.0 million in revenue from our top 10 clients in 2016.

*2016 Compared to 2015.* Revenue for 2016 was £115.4 million, an increase of £31.3 million, or 37.2%, over 2015. In constant currency terms, revenue grew by 36.6% over 2015. We achieved significant growth in revenue across verticals. Revenue from clients in the Payments and Financial Services vertical increased by £16.2 million, or 34.2%, to £63.7 million in 2016 from £47.4 million in 2015. Revenue from clients in the TMT vertical increased by £14.7 million, or 52.8%, to £42.4 million in 2016 from £27.8 million in 2015. Revenue also grew across all geographies. Revenue from clients based in Europe increased by £10.1 million, or 99.8%, to £20.2 million in 2016 from £10.1 million in 2015 and revenue from clients based in North America increased by £12.3 million, or 143.9%, to £20.9 million in 2016 from £8.6 million in 2015. 86.3% of our 2016 revenue came from clients who were also our clients during 2015. Revenue from our top 10 clients in 2016 increased by £6.9 million, or 12.5%, to £62.0 million compared to £55.1 million in revenue from our top 10 clients in 2015.

## Cost of Sales

	Year Ended June 30,			% Change	
	2015	2016	2017	2016 vs. 2015	2017 vs. 2016
(pounds in thousands)					
Cost of sales					
Direct cost of sales	£ 49,717	£ 68,517	£ 98,853	37.8 %	44.3 %
Allocated cost of sales	3,674	6,529	9,907	77.7%	51.7%
Total Cost of sales	53,391	75,046	108,760	40.6 %	44.9 %
Gross margin	36.5%	35.0%	31.8%		

*2017 Compared to 2016.* Total cost of sales increased by £33.7 million, or 44.9%, in 2017 compared to 2016. The increase consisted of a £30.3 million increase in direct cost of sales, primarily as a result of increased personnel costs, which reflected an increase in the average number of employees involved in delivery of our services from 2,336 in 2016 to 3,181 in 2017. Our growth in operational headcount consisted of new employees located in the Netherlands, Romania and Bulgaria acquired in connection with the acquisition of ISDC, as well as continued organic growth in the number of employees at our existing delivery centers. Grant income increased by £0.6 million in 2017 compared to 2016 and research and development credits increased by £0.2 million in 2017 compared to 2016. Additionally, allocated cost of sales increased by £3.4 million in 2017 compared to 2016, or 51.7%, primarily as a result of increased property costs as a result of increased headcount, our acquisition of ISDC and the impact of foreign exchange rates as a result of the weakening of the British Pound relative to the Euro and the U.S. dollar. Consequently, gross margin decreased to 31.8% in 2017 from 35.0% in 2016.

*2016 Compared to 2015.* Total cost of sales increased by £21.7 million, or 40.6%, in 2016 compared to 2015. The increase consisted of an £18.8 million increase in direct cost of sales, which reflected an increase in the average number of employees involved in delivery of our services from 1,645 in 2015 to 2,336 in 2016, primarily at our existing delivery centers. Grant income decreased by £0.1 million in 2016 compared to 2015 and research and development credits increased by £0.2 million in 2016 compared to 2015. Additionally, allocated cost of sales increased by £2.9 million in 2016 compared to 2015, or 77.7%, primarily as a result of an increase in allocated property lease costs, which is driven by investing in new capacity ahead of demand. Gross margin decreased to 35.0% in 2016 from 36.5% in 2015, primarily as a result of our increased allocated cost of sales.

## Selling, General and Administrative Expenses

	Year Ended June 30,			% Change	
	2015	2016	2017	2016 vs. 2015	2017 vs. 2016
(pounds in thousands)					
Selling, general and administrative expenses	£ 13,729	£ 20,453	£ 27,551	49.0%	34.7%
% of revenue	16.3 %	17.7 %	17.3 %		

*2017 Compared to 2016.* Selling, general and administrative expenses increased by £7.1 million, or 34.7%, in 2017 compared to 2016. The increase in total selling, general and administrative expenses primarily related to an increase of £2.1 million in sales and marketing expenses, an increase of £3.2 million in general and administrative expenses and an increase of £1.1 million in facilities-related expenses, largely related to our increased headcount. Depreciation and amortization increased by £0.7 million, or 51.6%, in 2017 compared to 2016, primarily as a result of a £0.6 million increase in amortization of acquired intangible assets acquired and a £0.1 million increase in depreciation of property, plant and equipment. As a percentage of revenue, selling, general and administrative expenses decreased from 17.7% to 17.3%, reflecting improved leverage in our fixed cost base and the impact of favorable changes in currency exchange rates.



*2016 Compared to 2015.* Selling, general and administrative expenses increased by £6.7 million, or 49.0%, in 2016 compared to 2015. The increase in total selling, general and administrative expenses primarily related to an increase of £1.4 million in sales and market expenses, an increase of £3.8 million in general and administrative expenses and an increase of £0.3 million in facilities-related expenses, largely related to our increased headcount. Depreciation and amortization increased by £1.2 million in 2016 compared to 2015, primarily as a result of a £1.1 million increase in amortization of acquired intangible assets acquired and a £0.1 million increase in depreciation of property, plant and equipment. As a percentage of revenue, selling, general and administrative expenses increased from 16.3% to 17.7%, reflecting our investment in internal systems and transaction costs associated with the acquisitions of Nickelfish and ISDC, which we expense as incurred.

#### **Net Finance (Cost)/Income**

	Year Ended June 30,			% Change	
	2015	2016	2017	2016 vs. 2015	2017 vs. 2016
	(pounds in thousands)				
Net finance (cost)/income	£ (1,781)	£ 898	£ (1,357)	n/a	n/a
% of revenue	(2.1)%	0.8%	(0.9)%		

*2017 Compared to 2016.* In 2017, we recognized net finance cost of £1.4 million, which included £1.0 million related to changes in foreign exchange rates and £0.4 million related to interest payable on amounts outstanding under our credit facility. In 2016, we recognized net finance income of £0.9 million, which included a £1.0 million fair value gain on forward foreign exchange contracts held for trading, partially offset by interest payable on our borrowings of £0.1 million.

*2016 Compared to 2015.* In 2015, we recognized net finance cost of £1.8 million, which included a £1.0 million fair value loss on forward foreign exchange contracts held for trading and losses of £0.8 million related to changes in foreign exchange rates.

#### **Provision for Income Tax**

	Year Ended June 30,			% Change	
	2015	2016	2017	2016 vs. 2015	2017 vs. 2016
	(pounds in thousands)				
Provision for income taxes	£ (1,659)	£ (4,125)	£ (4,868)	148.6%	18.0%

*2017 Compared to 2016.* Provision for income taxes increased by £0.7 million, or 18.0%, in 2017 compared to 2016. Our annual effective tax rate for 2017 was 22.4%, compared to an annual effective tax rate of 19.8% for 2016. In 2017, our effective tax rate and provision for income taxes increased compared to 2016 primarily due to adjustments to prior periods and withholding tax on dividends paid.

*2016 Compared to 2015.* Provision for income taxes increased by £2.5 million, or 148.6%, in 2016 compared to 2015. Our annual effective tax rate for 2016 was 19.8%, compared to an annual effective tax rate of 10.9% for 2015. In 2015, we benefited from a significant tax deduction resulting from the exercise of share options during that period, which reduced our effective tax rate by 10.0%.

#### **Quarterly Results of Operations**

The following table sets forth our unaudited quarterly consolidated statements of operations data for each of the seven quarters in the period ended March 31, 2018. We have prepared the quarterly financial data on the same basis as the audited consolidated financial statements included in this prospectus. In our opinion, the quarterly financial data reflects all adjustments, consisting only of normal recurring adjustments, which we consider necessary for a fair

presentation of this data. This quarterly financial data should be read in conjunction with our consolidated financial statements and related notes included elsewhere in this prospectus. Our historical results are not necessarily indicative of the results to be expected in the future, and our results for the three months ended March 31, 2018 are not necessarily indicative of our results to be expected for the full fiscal year.

	Three Months Ended						
	September 30, 2016	December 31, 2016	March 31, 2017	June 30, 2017	September 30, 2017	December 31, 2017	March 31, 2018
(pounds in thousands)							
<b>Consolidated Statement of Operations Data:</b>							
Revenue	£ 34,479	£ 38,934	£ 42,909	£ 43,046	£ 47,531	£ 50,011	£ 58,598
Cost of sales:							
Direct cost of sales	(21,621)	(24,351)	(26,720)	(26,161)	(29,417)	(30,904)	(35,783)
Allocated cost of sales	(1,911)	(2,372)	(2,660)	(2,964)	(2,947)	(3,099)	(3,235)
Total cost of sales	<b>(23,532)</b>	<b>(26,723)</b>	<b>(29,380)</b>	<b>(29,125)</b>	<b>(32,364)</b>	<b>(34,003)</b>	<b>(39,018)</b>
Gross profit	10,947	12,211	13,529	13,921	15,167	16,008	19,580
Selling, general and administrative expenses	(5,939)	(7,159)	(6,895)	(7,558)	(8,218)	(9,832)	(13,705)
Operating profit	5,008	5,052	6,634	6,363	6,949	6,176	5,875
Net finance (costs) / income	(469)	380	(426)	(842)	(507)	(153)	(370)
Profit before tax	4,539	5,432	6,208	5,521	6,442	6,023	5,505
Tax on profit on ordinary activities	(1,018)	(1,219)	(1,392)	(1,239)	(1,357)	(1,250)	(1,286)
Net profit	<u>£ 3,521</u>	<u>£ 4,213</u>	<u>£ 4,816</u>	<u>£ 4,282</u>	<u>£ 5,085</u>	<u>£ 4,773</u>	<u>£ 4,219</u>
<b>Non-IFRS Measures:</b>							
Adjusted profit before taxes margin <sup>(1)</sup>	16.1%	14.4%	16.7%	16.1%	16.4%	15.0%	14.5%

(1) Adjusted profit before taxes margin, or Adjusted PBT Margin, is our Adjusted PBT, which is our profit before taxes adjusted to exclude the impact of share-based compensation expense, amortization of acquired intangible assets, realized and unrealized foreign currency exchange gains and losses and initial public offering expenses (all of which are non-cash other than realized foreign currency exchange gains and losses and initial public offering expenses), as a percentage of our total revenue. We do not consider these excluded items to be indicative of our core operating performance. Adjusted PBT Margin is not a measure calculated in accordance with IFRS. The following table presents a reconciliation of Adjusted PBT to profit before taxes, the most directly comparable financial measure calculated and presented in accordance with IFRS for each of the periods indicated. See note 5 in the section of this prospectus titled “Summary Consolidated Financial and Other Data—Non-IFRS Measures and Other Management Metrics” for a discussion of the limitations of Adjusted PBT Margin.

	Three Months Ended						
	September 30, 2016	December 31, 2016	March 31, 2017	June 30, 2017	September 30, 2017	December 31, 2017	March 31, 2018
	(in thousands)						
Profit before tax	£ 4,539	£ 5,432	£ 6,208	£ 5,521	£ 6,442	£ 6,023	£ 5,505
Share-based compensation expense	248	231	197	178	366	354	306
Amortization of acquired intangible assets	341	459	456	459	481	479	844
Foreign current exchange (gains) losses, net	415	(500)	298	755	437	44	64
Initial public offering expenses	—	—	—	—	81	604	1,787
Adjusted PBT	£ 5,543	£ 5,622	£ 7,159	£ 6,913	£ 7,807	£ 7,504	£ 8,506

### Quarterly Trends

The sequential increases in our quarterly revenue were primarily due to increased revenue growth across all verticals and geographies. Our operating expenses generally have increased sequentially for the periods presented due primarily to increases in headcount and other related expenses to support our growth.

### Additional Non-IFRS Measures

To supplement (i) our consolidated financial statements, which are prepared and presented in accordance with IFRS, and (ii) the financial and operating metrics that we use to evaluate our business, identify trends affecting our business, formulate financial projections and make strategic decisions, which are disclosed elsewhere in this prospectus, set forth below is additional information regarding our adjusted gross margin. We define adjusted gross margin as gross profit adjusted to exclude the impact of allocated cost of sales and share-based compensation expense, as a percentage of revenue.

Our adjusted gross margin was 41.0%, 41.2%, 38.3%, 37.9% and 38.9% for the years ended December 31, 2015, 2016 and 2017 and the nine months ended March 31, 2017 and 2018, respectively.

We believe the presentation of adjusted gross margin may facilitate investors' comparison of our results of operations to those of other companies with which we compete. Adjusted gross margin is not a measure calculated in accordance with IFRS and investors should view adjusted gross margin as a supplement to, and not a substitute for IFRS gross margin included in our consolidated statement of comprehensive income. The following table presents a reconciliation of adjusted gross profit to gross profit, the most directly comparable financial measure calculated and presented in accordance with IFRS, for each of the periods indicated:

	Fiscal Year Ended June 30,			Nine Months Ended March 31,	
	2015	2016	2017	2017	2018
	(in thousands)				
Gross profit	£ 30,716	£ 40,386	£ 50,608	£ 36,687	£ 50,755
Allocated cost of sales	3,674	6,529	9,907	6,943	9,281
Share-based compensation expense in direct cost of sales	115	587	560	448	686
Adjusted gross profit	£ 34,505	£ 47,502	£ 61,075	£ 44,078	£ 60,722

## Liquidity and Capital Resources

### Capital Resources

To date, we have financed our operations primarily through sales of information technology services, as well as borrowings under our revolving credit facilities. As of March 31, 2018, we had £9.5 million in cash and cash equivalents.

In December 2017, we entered into a secured Multicurrency Revolving Facility Agreement, or the Facility Agreement, with HSBC Bank PLC, as arranger, HSBC Bank PLC, as security agent, certain subsidiaries party thereto and the financial institutions listed therein. The Facility Agreement provides for a £50.0 million primary revolving credit facility, \$12.1 million of line of credit capacity and €9.5 million of guarantee capacity, which we collectively refer to as the Facility. The Facility Agreement also provides for an incremental facility, which may not exceed £40 million, which is undrawn. The Facility matures on December 19, 2020. Loans under the Facility Agreement bear interest, at our option, at a rate equal to either the LIBOR rate or the EURIBOR rate, plus an applicable margin ranging from 0.8% to 1.40% per annum, based upon the net leverage ratio. Our obligations under the Facility are guaranteed by some of our subsidiaries. The Facility Agreement contains customary representations and warranties and customary affirmative and negative covenants applicable to the facility parties and our consolidated subsidiaries. Under the terms of the Facility Agreement, we are required to comply with net leverage ratio and interest coverage covenants. The Facility Agreement contains customary events of default and is secured by a lien on substantially all of our assets. As of March 31, 2018, there was £2.9 million and \$29.0 million outstanding under the £50.0 million primary facility, \$6.0 million was drawn of the \$12.1 million line of credit facility and €9.3 million was drawn from the €9.5 million guarantee facility, respectively. We expect to repay amounts borrowed under this revolving credit facility with a portion of the proceeds of this offering.

### Future Capital Requirements

We believe that our existing cash and cash equivalents, together with cash generated from our operations, will be sufficient to meet our working capital expenditure requirements for at least the next 12 months. Our future capital requirements will depend on many factors, including our growth rate and any acquisitions we may complete. In the event that additional financing is required from outside sources, we may be unable to raise the funds on acceptable terms, if at all. If we are unable to raise additional capital when desired, our business, operating results and financial condition could be adversely affected.

### Cash Flows

The following table shows a summary of our cash flows for the years ended June 30, 2015, 2016 and 2017:

	Year Ended June 30,			Nine Months Ended March 31,	
	2015	2016	2017	2017	2018
	(in thousands)				
Cash and cash equivalents at beginning of period	£ 15,338	£ 13,362	£ 12,947	£ 12,947	£ 23,571
Net cash provided by operating activities	11,107	10,897	14,740	3,788	20,374
Net cash used in investing activities	(8,506)	(7,260)	(19,499)	(15,633)	(29,071)
Net cash (used in) provided by financing activities	(3,327)	(4,618)	14,838	12,277	(5,381)
Effects of exchange rates on cash and cash equivalents	(1,250)	566	545	644	(31)
Cash and cash equivalents at end of period	£ 13,362	£ 12,947	£ 23,571	£ 14,023	£ 9,462

### *Operating Activities*

Operating activities provided £20.4 million of cash in the nine months ended March 31, 2018, primarily from profit before tax of £18.0 million, other non-cash items of £4.4 million and receipt of a U.K. research and development credit received in the amount of £1.9 million, partially offset by tax paid of £3.7 million and net changes in working capital of £0.2 million.

Operating activities provided £3.8 million of cash in the nine months ended March 31, 2017, primarily from profit before tax of £16.2 million and other non-cash items of £2.3 million, partially offset by tax paid of £3.8 million and net changes in working capital of £10.9 million. The net changes in working capital were primarily driven by a net increase in trade receivables and accrued income of £9.3 million, a decrease in deferred income of £1.2 million and a decrease in provisions of £1.1 million, partially offset by increase in accruals of £0.9million.

Operating activities provided £14.7 million of cash in the year ended June 30, 2017, primarily from profit before tax of £21.7 million and other non-cash items of £3.5 million, partially offset by tax paid of £5.5 million and net changes in working capital of £5.0 million. The net changes in working capital were primarily driven by a net increase in trade receivables and accrued income of £7.7 million and a decrease in deferred income of £2.1 million, partially offset by increase in trade payables of £2.0 million and accruals of £2.6 million.

Operating activities provided £10.9 million of cash in the year ended June 30, 2016, primarily from profit before tax of £20.8 million and a U.K. research and development credit received of £1.1 million, partially offset by tax paid of £(3.8) million and net changes in working capital and adjustments of other non-cash items of £(7.2) million. The net changes in working capital were primarily driven by a net increase in trade receivables and accrued income of £5.8 million, an increase in prepayments of £1.0 million and a decrease in accruals of £1.0 million, partially offset by increase in provisions of £1.3 million.

Operating activities provided £11.1 million of cash in the year ended June 30, 2015, primarily from profit before tax of £15.2 million, partially offset by tax paid of £(1.9) million and net changes in working capital and adjustments of other non-cash items of £(2.2) million. The net changes in working capital were primarily driven by an increase in trade receivables of £3.5 million.

### *Investing Activities*

Investing activities used £29.1 million of cash in the nine months ended March 31, 2018, including £25.4 million (net of the cash acquired) to fund the acquisition of Velocity Partners, £2.6 million for purchases of property, plant and equipment relating to our delivery centers and £1.2 million for purchases of software and licenses.

Investing activities used £15.6 million of cash in the nine months ended March 31, 2017, including £8.1 million (net of the cash acquired) to fund the acquisition of ISDC and £4.1 million for settling the contingent consideration from the acquisition of PS Tech. In addition, we used £2.6 million for purchases of property, plant and equipment relating to our delivery centers and £0.8 million for purchases of software and licenses.

Investing activities used £19.5 million of cash in the year ended June 30, 2017, including £8.1 million (net of the cash acquired) to fund the acquisition of ISDC, £4.1 million for settling the contingent consideration from the acquisition of PS Tech and £0.8 million for settling the contingent consideration from the acquisition of Nickelfish, £5.0 million for purchases of property, plant and equipment relating to our delivery centers and £1.4 million for purchases of software and licenses.

Investing activities used £7.3 million in cash in the year ended June 30, 2016, including £4.2 million (net of the cash acquired) to fund the acquisition of Nickelfish, £0.4 million for settling the deferred consideration from the acquisition of PS Tech, £2.6 million for purchases of property, plant and equipment relating to our delivery centers and £0.1 million for purchases of software and licenses.

Investing activities used £8.5 million in cash in the year ended June 30, 2015, including £6.4 million (net of the cash acquired) to fund the acquisition of PS Tech and £2.1 million for purchases of property, plant and equipment relating to our delivery centers.

### Financing Activities

Financing activities used £5.4 million of cash in the nine months ended March 31, 2018, including £5.1 million of net borrowings under our credit facility, partially offset by £0.4 million of interest payments and £0.1 million in grants from the Macedonian government.

Financing activities provided £12.3 million of cash in the nine months ended March 31, 2017, including £13.6 million of net borrowings under our credit facility, partially offset by £1.1 million for share repurchases and £0.3 million of interest payments.

Financing activities provided £14.8 million of cash in the year ended June 30, 2017, including £13.5 million of net borrowings under our credit facility and £2.9 million in grants from the Romanian Ministry of Finance, partially offset by £1.2 million for share repurchases and £0.4 million of interest payments.

Financing activities used £4.6 million of cash in the year ended June 30, 2016, including £18.2 million in dividends and £0.1 million of interest payments, partially offset by £11.7 million of net borrowings and £1.9 million in grants from the Romanian Ministry of Finance.

Financing activities used £3.3 million of cash in the year ended June 30, 2015, including £7.5 million in dividends and £0.1 million of interest payments, partially offset by £3.0 million of net repayment of borrowings, £0.7 million from net share issuances and £0.5 million in grants from the Romanian Ministry of Finance.

### Contractual Obligations and Commitments

The following table summarizes our commitments to settle contractual obligations at June 30, 2017:

	Less than 1 Year	1 to 3 Years	3 to 5 Years	More than 5 Years	Total
	(in thousands)				
Revolving credit facility	£ 29,288	£ —	£ —	£ —	£ 29,288
Finance leases	88	63	—	—	151
Operating leases	7,638	13,374	9,700	6,576	37,288
Other long-term liabilities and provisions	—	253	—	—	253
<b>Total</b>	<b>£ 37,014</b>	<b>£ 13,690</b>	<b>£ 9,700</b>	<b>£ 6,576</b>	<b>£ 66,980</b>

The commitment amounts in the table above are associated with contracts that are enforceable and legally binding and that specify all significant terms, including fixed or minimum services to be used, fixed, minimum or variable price provisions, and the approximate timing of the actions under the contracts. The table does not include obligations under agreements that we can cancel without a significant penalty.

In connection with our acquisition of Velocity Partners in December 2017, we may be obligated to pay (1) up to \$6.0 million cash consideration, which was held back to secure indemnification obligations and (2) contingent consideration of \$15.8 million, which contingent consideration may be paid in the form of equity or cash depending on a number of conditions. In addition, we may be obligated to pay certain continuing employees of Velocity Partners up to \$5.1 million in the form of equity or cash, depending on a number of conditions.

In December 2017, we repaid all outstanding amounts and terminated the revolving credit facility referenced in the table above. See “—Liquidity and Capital Resources—Capital Resources” above for a description of the secured Facility Agreement that we entered into in December 2017.

We lease our facilities under non-cancellable operating leases. As of June 30, 2017, we have leases that expire at various dates through June 2027.

## **Off-Balance Sheet Arrangements**

We did not have during the periods presented, and we do not currently have, any off-balance sheet financing arrangements or any relationships with unconsolidated entities or financial partnerships, including entities sometimes referred to as structured finance or special purpose entities, that were established for the purpose of facilitating off-balance sheet arrangements or other contractually narrow or limited purposes.

## **Critical Accounting Policies**

We prepare our consolidated financial statements in accordance with IFRS, which require us to make judgments, estimates and assumptions that affect the amounts reported in those financial statements and accompanying notes. We base our estimates and assumptions on historical experience and other factors that we believe to be reasonable under the circumstances. These estimates and underlying assumptions are reviewed on an ongoing basis. Although we believe that the estimates we use are reasonable, due to the inherent uncertainty involved in making those estimates, actual results reported in future periods could differ from those estimates.

Some of our accounting policies require higher degrees of judgment than others in their application. We believe that the following accounting policies involve a high degree of judgment and complexity. Accordingly, these are the policies we believe are the most critical to aid in fully understanding and evaluating our consolidated financial condition and results of our operations. See note 3 to our consolidated financial statements appearing elsewhere in this prospectus for a description of our other significant accounting policies.

### *Impairment of Goodwill*

Goodwill represents the excess of the aggregate purchase price paid over the fair value of the net assets acquired in our business combinations. Goodwill is not amortized and is tested for impairment at least annually or whenever events or changes in circumstances indicate that the carrying value may not be recoverable. Intangible assets generated by new acquisitions are separately assessed for impairment in the year in which the acquisition occurred and are assessed on a consolidated basis with all other acquired intangible assets beginning in the year following the acquisition. Events or changes in circumstances that could trigger an impairment review include a significant adverse change in business climate, an adverse action or assessment by a regulator, unanticipated competition, a loss of key personnel, significant changes in the manner of our use of the acquired assets or the strategy for our overall business, significant negative industry or economic trends, or significant underperformance relative to expected historical or projected future results of operations.

If the fair value of the reporting unit is less than book value, the carrying amount of the goodwill is compared to its implied fair value. The estimate of implied fair value of goodwill may require valuations of certain internally generated and unrecognized intangible assets. If the carrying amount of goodwill exceeds the implied fair value of that goodwill, an impairment loss is recognized in an amount equal to the excess. We test for goodwill impairment on June 30 of each year.

### *Business Combinations*

Business acquisitions are accounted for using the acquisition method. The results of businesses acquired in a business combination are included in our consolidated financial statements from the date of the acquisition. Purchase accounting results in assets and liabilities of an acquired business being recorded at their estimated fair values on the acquisition date. Any excess consideration over the fair value of assets acquired and liabilities assumed is recognized as goodwill.

We perform valuations of assets acquired and liabilities assumed on each acquisition accounted for as a business combination and allocate the purchase price to the tangible and intangible assets acquired and liabilities assumed based on our best estimate of fair value. We determine the appropriate useful life of intangible assets by performing an analysis of cash flows based on historical experience of the acquired businesses. Intangible assets are amortized over their estimated useful lives based on the pattern in which the economic benefits associated with the asset are expected to be consumed, which to date has approximated the straight-line method of amortization.

Any contingent consideration payable is measured at fair value at the acquisition date. If the contingent consideration is classified as equity, it is not re-measured and settlement is accounted for within equity. Otherwise, subsequent changes in the fair value of contingent consideration are recognized in profit and loss.

Transaction costs associated with business combinations are expensed as incurred and are included in selling, general and administrative expenses.

#### *Share-Based Compensation*

We grant share incentive awards to certain of our employees and directors. These compensation arrangements are settled in equity, or in certain cases at our discretion, in cash, at a predetermined price and generally vest over a period of up to five years and, in certain cases, vest in full on a liquidity event involving our company. All vested share incentive awards have a term of five years before expiration. We measure share-based awards at the grant date based on the fair value of the award and we recognize it as a compensation expense over the vesting period. We determine the fair value of our share options using the Black-Scholes option-pricing model.

The Black-Scholes option pricing model requires the input of subjective assumptions, including assumptions about the expected life of share-based awards, share price volatility, risk-free interest rate, expected dividend yield and the fair value of our ordinary shares. We relied, in part, on valuation reports prepared by unrelated third-party valuation firms to assist us in valuing our share-based awards.

In conducting these valuations, the third-party firm considered objective and subjective factors that it believed to be relevant for each valuation conducted, including its best estimate of our business condition, prospects, and operating performance at each valuation date. Within the valuations performed, a range of factors, assumptions, and methodologies were used. The significant factors considered included:

- the prices at which our ordinary shares were transferred in contemporaneous arm's length transactions;
- the lack of an active public market for our ordinary shares;
- the material risks related to our business and industry;
- our business strategy;
- the market performance of publicly traded companies in the technology services sectors; and
- the likelihood of achieving a liquidity event for the holders of our ordinary shares, such as an initial public offering, given prevailing market conditions.

Following the completion of this offering, the fair value of our ordinary shares will be determined based on the closing price of our ADSs on the New York Stock Exchange.

#### **Recent Accounting Pronouncements**

See note 2 to our consolidated financial statements appearing elsewhere in this prospectus for a description of the application of new and revised international financial reporting standards.

#### **Qualitative and Quantitative Disclosures about Market Risk**

We are exposed to market risks in the ordinary course of our business. Market risk represents the risk of loss that may impact our financial position due to adverse changes in financial market prices and rates. Our market risk exposure is primarily the result of fluctuations in foreign exchange rates as well as, to a lesser extent, interest rates and inflation.

#### ***Foreign Currency Exchange Rate Risk***

We conduct business in multiple countries and currencies, which exposes us to risks associated with fluctuations in currency exchange rates. Our reporting currency is the British Pound, but we transact business in other currencies as well, principally the Euro, U.S. Dollar and RON. Any necessary foreign currency transactions, principally



retranslation of monetary items such as short-term inter-company balances and borrowings, are effected using the exchange rates prevailing on the dates of the transactions. In addition, the assets and liabilities of each of our subsidiaries are translated into British Pounds at exchange rates in effect at each balance sheet date and operations accounts are translated using the average exchange rate for the relevant period. Foreign currency translation adjustments are accounted for as a component of comprehensive income and reflected in the foreign exchange translation reserve and in comprehensive income on the statement of changes in equity.

In the fiscal year ended June 30, 2017, 46.7% of our sales were denominated in British Pounds, 36.4% in Euros (or currencies that largely follow the Euro, including the RON) and 16.9% in U.S. Dollars. In the fiscal year ended June 30, 2017, 76.6% of our expenses were denominated in Euros (or in currencies that largely follow the Euro, including the RON) or U.S. Dollars. As a result, weakening of the British Pound against the Euro and the U.S. Dollar presents the most significant risks to us. Fluctuations in currency exchange rates may impact our business significantly. Based on our results for the fiscal year ended June 30, 2017, a 1.0% increase (decrease) in the value of the Euro and U.S. Dollar against the British Pound would have increased (decreased) our revenue by £0.8 million and decreased (increased) our expenses by £(1.0) million.

Prior to June 30, 2016, we entered into forward contracts to fix the exchange rate for intercompany transactions between the British Pound and the RON, with changes in the fair value of these forward contracts being recognized in profit or loss.

We have not engaged in the hedging of foreign currency transactions since the start of fiscal year 2017, although we may choose to do so in the future.

See note 34 to our consolidated financial statements appearing elsewhere in this prospectus for an evaluation of the sensitivity of profit and equity to changes in the British Pound to RON exchange rate.

#### ***Interest Rate Risk***

We had cash and cash equivalents of £23.6 million as of June 30, 2017, which consisted of readily available bank deposits in various currencies, principally Euro, U.S. Dollar, British Pound and RON. These investments earn interest at variable rates and, as a result, decreases in market interest rates would generally result in decreased interest income. However, a 1.0% decline in interest rates occurring July 1, 2017 and sustained through the fiscal year ended June 30, 2018, would not be material.

We also have a revolving credit facility that bears interest based on LIBOR and EURIBOR plus a variable margin, which was 0.8% as of December 19, 2017. Changes in the applicable rate result in fluctuations in the required cash flows to service this debt. For example, a 1% (one hundred basis points) increase in the applicable market interest rate would result in an additional £0.5 million in interest expense if the maximum borrowable amount under the revolving credit facility were outstanding for the entire fiscal year.

We do not enter into investments for trading or speculative purposes and have not used any derivative financial instruments to manage our interest rate risk exposure.

#### ***Inflation Risk***

A large proportion of our services are delivered from locations in Central Europe and Latin America. Consequently, we are exposed to the risks associated with economies that are undergoing rapid growth with evolving controls and regulations, which can drive inflationary pressure. Although we do not believe that inflation has had a material impact on our financial position or results of operations to date, a high rate of inflation in the future may have an adverse effect on our ability to maintain current levels of gross margin and selling, general and administrative expenses as a percentage of sales if the selling prices of our services do not increase in line with increases in costs.

#### ***Concentration of Credit and Other Risk***

During the fiscal years ended June 30, 2015, 2016 and 2017, our 10 largest clients based on revenue accounted for 65.5%, 53.7%, and 49.1% our total revenue, respectively. Worldpay was our largest client for each of the last three fiscal years and each of the nine months ended March 31, 2017 and 2018, contributing 15.5%, 15.6%, 13.0%, 13.2%

and 11.4% of our total revenue in fiscal 2015, 2016 and 2017 and the nine months ended March 31, 2017 and 2018, respectively. Credit losses and write-offs of trade receivable balances have historically not been material to our consolidated financial statements.

#### **Emerging Growth Company Status**

In April 2012, the Jumpstart Our Business Startups Act of 2012, or the JOBS Act, was enacted. Section 107 of the JOBS Act provides that an “emerging growth company” that prepares its financial statements in accordance with U.S. GAAP may take advantage of the extended transition period provided in Section 7(a)(2)(B) of the Securities Act for complying with new or revised accounting standards. Therefore, an emerging growth company can delay the adoption of certain U.S. GAAP accounting standards until those standards would otherwise apply to private companies. We will comply with new or revised accounting standards on the relevant dates on which adoption of such standards is required by the IASB.

## LETTER FROM JOHN COTTERELL

My vision in founding Endava was simply this: to make next-generation technology work for the good of people and enterprises. Today that vision excites me more than ever as I see the possibilities opening to radically re-imagine the relationship between people and technology. From green screens and the mouse, we're on the borders of a whole new world of user-technology interface. Through innovative, technology-driven solutions created by people for people, Endava is built to accelerate disruption, helping enterprises evolve rapidly to become digital, experience-driven businesses.

When we founded Endava in 2000, organizations were just adopting web-based technologies. We understood then that technology was changing the nature of competition in every industry and that rapid, responsive execution on strategic decisions would become increasingly critical for success. We had a unique opportunity to help large enterprises innovate by leveraging Agile development techniques and optimising the journey from ideation to production.

Core to executing Agile at scale is communication. We implemented a nearshore delivery model in Central Europe, in and around the European Union, to meet the needs of clients in similar time zones in the United Kingdom and continental Europe. At the same time, we quickly developed domain expertise and invested in our ideation and creative capabilities to deliver rapid evolution through next-generation technologies with our clients. As our European client base grew and we expanded to North America, we added new delivery centers across Central Europe and more recently in Latin America to serve their needs.

Endava means "in strength" in Dacian, the classical-era language of Central Europe. Good technology that delivers good outcomes for people and their enterprises comes from strong people. We are committed to the strength and success of the people we work for, the people who use the solutions that we design and build, and the people who work for us.

This means working for the success of our clients as individuals – understanding their goals and desired outcomes, and envisaging the imaginative, next-gen technology solutions that will strengthen their businesses and empower them to succeed. We also enable our people to be the best that they can be. To deliver on our promise to our clients, we attract the best engineers and creative talent into a truly agile development environment that facilitates passionate engagement.

"Endavans" thrive on the challenge of taking projects from ideation to production by applying next-generation technologies to business opportunities. We ensure this happens within a supportive environment that enables them to hone their skills, develop their leadership capabilities and accelerate their careers. Our focus on people extends to the communities in which we locate our delivery centers, where we strive to be an employer of choice, catalyse technical excellence throughout the community and its universities and foster the flourishing of Endavans and their families.

Our management team operates with the values of a partnership and has funded the growth of our business with limited outside investment. As this leadership team has grown both organically and through acquisitions, new members have generally taken an equity stake in our business, becoming long-term and committed partners. Our most senior people have an average tenure at Endava of 11 years and are substantial and committed ongoing stakeholders.

As the pace of technological innovation continues to accelerate, we believe that our disruptive DNA and our nimble, quality-oriented and highly-scalable approach position us and our clients for success. The world is changing, and technology is both a driver and a response. This offering is another step in our journey to make next-generation technology work for the good of people as we and our clients partner together globally and accelerate positive, technology-driven disruption.

Best wishes,



## BUSINESS

### Overview

We are a leading next-generation technology services provider and help accelerate disruption by delivering rapid evolution to enterprises. We aid our clients in finding new ways to interact with their customers and users, enabling them to become more engaging, responsive and efficient. Using Distributed Enterprise Agile at scale, we collaborate with our clients, seamlessly integrating with their teams, catalyzing ideation and delivering robust solutions. Our approach to ideation comprises an empathy for user needs, curiosity, creativity and a deep understanding of technologies. From proof of concept, to prototype, to production, we use our engineering expertise to deliver enterprise platforms capable of handling millions of transactions per day. Our people, whom we call Endavans, synthesize creativity, technology and delivery at scale in multi-disciplinary teams, enabling us to support our clients from ideation to production.

Waves of technological change are disrupting the nature of competition in every industry. New technologies have enabled the growth and success of companies that leverage these technologies in every aspect of their businesses, or digital native companies, allowing them to be nimble, innovative, data driven and focused on user experience, often through an Agile development approach. Technology has also increased customer expectations, giving customers the ability to choose not only the products and services that they want, but also where, when and how they want them delivered. Incumbent enterprises must undertake digital transformation of their businesses by leveraging technology in order to meet ever-evolving customer expectations and compete with digital native disruptors. According to International Data Corporation, or IDC, the worldwide market for digital transformation services is expected to be approximately \$390 billion in 2018 and is expected to grow at a compound annual growth rate of 19.7% through 2021.

Technological transformation poses numerous challenges for incumbent enterprises. Incumbent enterprises are often laden with legacy infrastructure and applications that are deeply embedded in core transactional systems, making it difficult to reconcile maintenance of existing infrastructure and applications with a nimble approach to using next-generation technologies. Incumbent enterprises are also often stymied by institutional constraints that impede their ability to solve complex problems and rapidly respond to shifting competitive dynamics, as well as ingrained traditional approaches to development. The Agile methodology stands in stark contrast to the IT-department-driven, legacy approach often used by incumbent enterprises, which is premised on a sequential and siloed structure, involves long development cycles, fails to integrate user feedback and is often more costly. Likewise, internal IT teams at incumbent enterprises often struggle to absorb the rapid pace of technology development and its growing complexity. To effectively harness the power of technology, incumbent enterprises need talent in ideation, strategy, user experience, Agile development and next-generation technologies. While incumbent enterprises have historically looked to traditional information technology, or IT, service providers to undertake technology development projects, these traditional players were built to serve, and remain focused on serving, legacy systems using offshore delivery.

We help our clients become digital, experience-driven businesses by assisting them in their journey from idea generation to development and deployment of products, platforms and solutions. Our expertise spans the ideation-to-production spectrum across three broad solution areas – Digital Evolution, Agile Transformation and Automation – and consists of 12 service offerings: Strategy, Creative and User Experience, Insights through Data, Mobile and IoT, Architecture, Smart Automation, Software Engineering, Test Automation and Engineering, Continuous Delivery, Cloud, Advanced Applications Management and Smart Desk. At the core of our approach is our proprietary Distributed Enterprise Agile scaling framework, known as The Endava Agile Scaling framework, or TEAS. TEAS utilizes common Agile scaling frameworks, but enhances them by balancing the requirements of delivering both quality and speed-to-market, helping our clients release higher-quality products to market faster, respond better to market changes and incorporate customer and user feedback through rapid releases and product iterations. Our deep familiarity with technologies developed over the last decade including mobile connectivity, social media, automation, big data analytics and cloud delivery, as well as next-generation technologies such as IoT, artificial intelligence, machine learning, augmented reality, virtual reality and blockchain, allows us to help our clients transform their businesses.

We locate our nearshore delivery centers in countries that not only have abundant IT talent pools, but also offer us an opportunity to be a preferred employer. We provide services from our nearshore delivery centers, located in two European Union countries – Romania and Bulgaria, three other Central European countries – Macedonia, Moldova

and Serbia, and four countries in Latin America – Argentina, Colombia, Uruguay and Venezuela. We have close-to-client offices in four Western European countries – Denmark, Germany, the Netherlands and the United Kingdom, as well as in the United States. As of March 31, 2018, we had 4,700 employees, approximately 53.7% of whom work in nearshore delivery centers in European Union countries. We provide Endavans with training to develop their technical and soft skills, in an environment where they are continually challenged and given opportunities to grow as professionals, and with tools and resources to innovate. We also believe that we have a strong partnership culture, with our employees owning approximately 70.8% of our outstanding equity as of June 30, 2017 and our most senior 38 employees having an average tenure at Endava of 11 years.

As of March 31, 2018 we had 249 active clients, which we define as clients who paid us for services over the preceding 12-month period. We have achieved significant growth in recent periods. For the fiscal years ended June 30, 2015, 2016 and 2017, our revenue was £84.1 million, £115.4 million and £159.4 million, respectively, representing a compound annual growth rate of 37.7% over the three year period. For the nine months ended March 31, 2017 and 2018, our revenue was £116.3 million and £156.1 million, respectively. We generated 77.8%, 64.4% and 50.2% of our revenue for the three fiscal years ended June 30, 2015, 2016 and 2017, respectively, from clients located in the United Kingdom; we generated 12.0%, 17.5% and 33.6% of our revenue in each of those fiscal years, respectively, from clients located in Europe; and we generated the balance of our revenue for each of those fiscal years from clients located in North America. Our revenue growth rate at constant currency, which is a measure that is not calculated and presented in accordance with International Financial Reporting Standards, or IFRS, for the fiscal years ended June 30, 2015, 2016 and 2017 was 32.6%, 36.6% and 28.5% respectively. Our revenue growth rate at constant currency for the nine months ended March 31, 2017 and 2018 was 28.8% and 34.6%, respectively. Over the last five fiscal years, 91.2% of our revenue, on average, each fiscal year came from clients who purchased services from us during the prior fiscal year. Our profit before taxes was £15.2 million, £20.8 million and £21.7 million for the fiscal years ended June 30, 2015, 2016 and 2017, respectively, and our profit before taxes as a percentage of revenue was 18.1%, 18.0% and 13.6%, respectively, for the same periods. Our profit before taxes was £16.2 million and £18.0 million for the nine months ended March 31, 2017 and 2018, respectively, and our profit before taxes as a percentage of revenue was 13.9% and 11.5%, respectively, for the same periods. Our adjusted profit before taxes margin, or Adjusted PBT Margin, which is a measure that is not calculated and presented in accordance with IFRS, was 19.2%, 19.7% and 15.8%, respectively, for the fiscal years ended June 30, 2015, 2016 and 2017. Our Adjusted PBT Margin was 15.8% and 15.3%, respectively, for the nine months ended March 31, 2017 and 2018. See notes 1 and 6 in the section of this prospectus titled “Summary Consolidated Financial Data – Non-IFRS Measures and Other Management Metrics” for a reconciliation of revenue growth rate at constant currency revenue growth rate and for a reconciliation of Adjusted PBT to profit before taxes, respectively, the most directly comparable financial measures calculated and presented in accordance with IFRS.

## **Industry Background**

### *Overview*

Waves of technological change are disrupting the nature of competition in every industry. New technologies have enabled the growth and success of digital native companies that leverage these technologies in every aspect of their businesses, allowing them to be nimble, innovative, data driven and focused on the user experience, often through an Agile development approach. Technology has also increased customer expectations, giving them the ability to choose not only the products and services that they want, but also where, when and how they want them delivered. Incumbent enterprises must undertake digital transformation of their businesses by leveraging technology in order to meet ever-evolving customer expectations and compete with digital native disruptors.

### *Significant Technology Innovation*

Technology has gone through significant evolution in the last decade and this trend is expected to continue. The use of mobile connectivity, social media, automation, big data analytics and cloud delivery have become integral to business execution and emerging trends and technologies, including, the Internet of Things, or IoT, artificial intelligence, machine learning, augmented reality, virtual reality and blockchain, hold the potential to significantly reshape industries. Because each new generation of technology builds on and advances the technology that came before it, the pace of technological innovation will continue to accelerate, increasing the pace at which enterprises will need to transform.

### *Empowered Customers and Users*

The proliferation of new technologies has empowered customers and users across industries and increased their expectations. These technologies have allowed customers and users to have more information and more choices, thereby changing how they interact with enterprises and their products and services. Other users, such as employees, are bringing these same expectations to the workplace. Empowered customers and users are increasingly discerning and their preferences keep changing as technology evolves. As a result, for enterprises, continually transforming their interactions with all constituencies has become a competitive imperative.

### *Rise of the Digital Natives*

These significant technological changes have enabled the emergence of digital native companies. These companies leverage emerging technologies in every aspect of their businesses and are nimble and innovative, data driven and focused on the user experience. Digital native companies are not encumbered by legacy technology. Over the past decade, they have revolutionized the way technology is used across all functions in an organization, how technology infrastructure is built and maintained and how technology solutions are developed, deployed and continually improved.

### *Increasing Adoption of the Agile Approach*

Due to the influence of digital native companies, the adoption of Agile development across industries has become pervasive. Agile is an iterative and incremental methodology for development where requirements and solutions evolve through collaboration between cross-functional teams. Agile is user driven and focused on continuous delivery of small upgrades, facilitating highly differentiated speeds of innovation and time to market.

### **Challenges to Transformation**

Incumbent enterprises must undertake digital transformation of their businesses by leveraging technology in order to meet ever-evolving customer expectations and compete with digital native disruptors. There are several challenges incumbent enterprises face in achieving technological transformation:

#### *Significant Investment in Legacy Technology*

For most incumbent enterprises, reorienting IT operations with new technology is expensive, time-consuming and risks service disruption. Incumbent enterprises are often laden with legacy infrastructure and applications that are difficult and expensive to operate and maintain. They cannot switch off and move away from legacy technology infrastructure investments as the legacy infrastructure is often deeply embedded in the core transactional systems that drive revenue. Incumbent enterprises must find ways to reconcile maintenance of existing infrastructure and applications with a nimble approach to using next-generation technologies.

#### *Barriers to Innovation*

Incumbent enterprises are fundamentally built to do what they are already doing and can struggle with innovation. They are often characterized by ingrained processes and cultural norms that do not encourage strategic shifts, with decision makers isolated from the economic consequences of choices. These institutional constraints can impede incumbent enterprises' ability to solve complex problems and rapidly respond to shifting competitive dynamics. Incumbent enterprises need to learn to "build many" and "fail fast" in order to efficiently allocate resources and optimize their opportunities for success.

#### *Not Built for Agile*

Incumbent enterprises must adopt new technologies and rapidly execute on initiatives in order to remain competitive, but are often stymied by ingrained traditional approaches to development. The Agile methodology stands in stark contrast to the IT-department-driven, legacy approach often used by incumbent enterprises, which is premised on a sequential and siloed structure, involves long development cycles, fails to integrate user feedback and is often more costly.

### *Lack of Required Expertise and Talent*

The modern competitive environment requires incumbent enterprises to deliver experiences to customers and users that are intuitive and unobtrusive. This, in turn, requires connectivity across channels of customer and user interaction and successfully harnessing next-generation technology. Internal IT teams at incumbent enterprises often struggle to absorb the rapid pace of technology development and its growing complexity. Incumbent enterprises need user experience strategy and design capability, as well as technology and engineering expertise, to develop effective and frictionless user experiences. Developing this capability and expertise requires the acquisition and retention of talent in ideation, strategy, user experience, Agile development and next-generation technologies. However, the market for employees with expertise in these areas is highly competitive.

### *Limitations of Traditional IT Service Providers*

Incumbent enterprises have historically looked to traditional IT service providers to undertake technology development projects. Traditional IT service providers are built for commoditized development, integration and maintenance engagements, where cost is key. They can deliver on large-scale projects using scaled, cost-effective infrastructure and are generally expert in legacy systems. While some of these traditional IT service providers have invested in capabilities to provide user experience strategy and design, as well as Agile development capabilities, they were built to serve, and remain focused on serving, legacy systems using offshore delivery.

### **Our Opportunity**

According to IDC, the worldwide market for digital transformation services is expected to be approximately \$390 billion in 2018 and is expected to grow at a compound annual growth rate of 19.7% through 2021. IDC defines digital transformation as the continuous process by which enterprises adapt to or drive disruptive changes in their customers and markets by leveraging digital competencies to innovate new business models, products and services that seamlessly blend digital and physical and business and customer experiences while improving operational efficiencies and organizational performance. Broadly, our target market is defined within categories, identified by IDC, of spending as business services, IT services, Infrastructure-as-a-Service, applications, application development and deployment, personal devices, system infrastructure software and other next-generation software, services, and materials, such as augmented reality, virtual reality, IoT, 3D printing, next-generation security and robotics.

### **The Endava Approach**

We are a leading next-generation technology services provider and help accelerate disruption by delivering rapid evolution to enterprises. We aid our clients in finding new ways to interact with their customers and users, enabling them to become more engaging, responsive and efficient. Using Distributed Enterprise Agile at scale, we collaborate with our clients, seamlessly integrating with their teams, catalyzing ideation and delivering robust solutions. Our approach to ideation comprises an empathy for user needs, curiosity, creativity and a deep understanding of technologies. From proof of concept, to prototype, to production, we use our engineering expertise to deliver enterprise platforms capable of handling millions of transactions per day. Our people synthesize creativity, technology and delivery at scale in multi-disciplinary teams, enabling us to support our clients from ideation to production.

Our expertise spans the ideation-to-production spectrum across three broad solution areas – Digital Evolution, Agile Transformation and Automation – and consists of 12 service offerings: Strategy, Creative and User Experience, Insights through Data, Mobile and IoT, Architecture, Smart Automation, Software Engineering, Test Automation and Engineering, Continuous Delivery, Cloud, Advanced Applications Management and Smart Desk.

### **Our Competitive Strengths**

We have distinguished ourselves as a leader in next-generation technology services by leveraging the following competitive strengths:

#### *Ideation through Production*

We help our clients become digital, experience-driven businesses by assisting them in their journey from idea generation to development and deployment of products, platforms and solutions. By providing user-centric digital

strategies and engineering skills, we enable our clients to become more engaging, responsive and efficient in delivering products and services to their customers and users. We collaborate with our clients, understand their changing technology needs and seamlessly integrate with their teams to develop long-term embedded relationships and drive value. Our expertise spans the ideation-to-production spectrum across three broad solution areas – Digital Evolution, Agile Transformation and Automation.

#### ***Proprietary Framework for Distributed Enterprise Agile at Scale***

To allow us to deliver Distributed Enterprise Agile at scale, we have developed a proprietary Agile scaling framework, TEAS. Traditional Agile development methodologies have constraints that prevent them from scaling in a truly industrialized way without sacrificing agility. TEAS utilizes common Agile scaling frameworks, but enhances them by balancing the requirements of delivering both quality and speed-to-market. With TEAS, we seek to provide enough guidance to allow teams to start tackling client challenges with confidence, while building in flexibility to adapt to evolving client needs, environments and cultures. TEAS enables us to scale across the spectrum from ideation to production by having product level planning for a group of releases, portfolio level planning for a group of products and an overarching strategy to guide the development of the portfolio. As a result, our teams are able to quickly design, develop and test digital solutions, providing actionable insights into their value and business potential in a short timeframe, while our clients are able to release higher-quality products to market faster, respond better to market changes and incorporate customer and user feedback through rapid releases and product iterations. We believe our dynamic approach to Distributed Enterprise Agile at scale delivers tangible and valuable benefits for our clients.

#### ***Expertise in Next-Generation Technologies***

We have deep expertise in next-generation technologies that drives our ability to provide solutions for Digital Evolution, Agile Transformation and Automation. Our expertise ranges from technologies developed over the last decade including mobile connectivity, social media, automation, big data analytics and cloud delivery to next-generation technologies such as IoT, artificial intelligence, machine learning, augmented reality, virtual reality and blockchain. Our frameworks, methodologies and tools, including TEAS and our proprietary Chronos software analysis tool for risk assessment of software codes, further enhance our ability to develop and deploy solutions based on these next-generation technologies. For example, we leveraged our expertise in augmented reality to conceive and build a solution that helps customers of a mobile communications company visualize areas where they can obtain network coverage.

We believe that technology will continue to evolve and that enterprises must continue to evolve their service offerings in order to thrive in such a dynamic environment. Our company-wide initiatives such as Endava Labs, our innovation think tank, and our Digital Experience Council, our cross-functional, monthly digital exploration session, illustrate the innovative culture important for us to maintain our strong expertise in next-generation technologies. We continue to advance our service offerings and solutions areas to remain at the cutting edge of technological developments.

#### ***Strong Domain Expertise***

We have deep expertise in industry verticals that are being disrupted by technological change. In the Payments and Financial Services vertical, we have helped accelerate the transformation of leading banks and payment processing companies by building new platforms and solutions such as merchant acquiring platforms, cloud-based payment processing platforms, mobile wallets, downloadable Point-of-Sale, or POS, mobile terminals, Smart POS terminals, real-time payments systems, omni-channel e-commerce gateways and merchant portals with real-time payments analytics. In the Technology, Media and Telecommunications, or TMT, vertical, we have helped clients design and build solutions for the connected home and car, to enhance multi-channel customer experiences and to automate processes, including developing an automated solution to facilitate the purchase of television advertising in the United States.

#### ***Employer of Choice in Regions with Deep Pools of Talent***

We strive to be one of the leading employers of IT professionals in the regions in which we operate. We provide services from our nearshore delivery centers, located in two European Union countries – Romania and Bulgaria, three other Central European countries – Macedonia, Moldova and Serbia, and four countries in Latin America – Argentina, Colombia, Uruguay and Venezuela. We have close-to-client offices in four Western European countries – Denmark,



Germany, the Netherlands and the United Kingdom, as well as in the United States. As of March 31, 2018, we had 4,700 employees, approximately 53.7% of whom work in nearshore delivery centers in European Union countries. We locate our nearshore delivery centers in countries that not only have abundant IT talent pools, but also offer us an opportunity to be a preferred employer. For example, a majority of our employees are located in Romania, where we have been identified as a top employer for each of the last five years. Our preferred-employer standing is further evidenced by approximately one-third of our employees having joined us on the recommendation of another employee and by us having what we believe is a low voluntary attrition rate of approximately 11.4 % for the 2017 fiscal year.

#### ***Distinctive Culture and Values***

We believe that our people are our most important asset. We provide Endavans with training to develop their technical and soft skills, in an environment where they are continually challenged and given opportunities to grow as professionals, and with tools and resources to innovate. Endava University and “Pass It On” are key elements of our training and development framework. Endava University provides classroom based training and “Pass It On” uses apprenticeship and open sharing so that our people can grow by way of collective experiences and knowledge. Our employees also have career coaches to customize their integration into their respective teams and to help visualize their development and future. Through Endava Labs and regular hackathons, our teams are encouraged to express their creativity in using next-generation technologies to build innovative solutions. We believe that we have built an organization deeply committed to helping people succeed and that our culture fosters our core values of openness, thoughtfulness and adaptability.

#### ***Founder Led, Experienced and Motivated Management Team***

Our management team, led by John Cotterell, our founder and chief executive officer, has significant experience in the global technology and services industries. Since our founding in 2000, we have expanded from a single office serving clients principally located in the city of London to a global enterprise serving clients across Europe and North America from nearshore delivery centers located in Central Europe and Latin America. We believe that we have a strong partnership culture. Our most senior 38 employees have an average tenure at Endava of 11 years, which we believe evidences the success of our approach. Additionally, our management team focuses on mentoring our IT professionals at all levels to develop the next generation of leadership.

#### ***Our Strategy***

We are focused on continuing to distinguish ourselves as a leader in next-generation technology services. The key elements of our strategy include:

##### ***Expand Relationships with Existing Clients***

We are focused on continuing to expand our relationships with existing clients by helping them solve new problems and become more engaging, responsive and efficient. We have a demonstrated track record of expanding our work with clients after an initial engagement. Our ten largest clients have grown their contribution to our total revenue by 26.3% the last two fiscal years and the number of clients that have a minimum annual spend of at least £1.0 million has grown from 26 to 34 over the same time period. Expansion of our relationships with existing active clients will remain a key strategy going forward as we continue to leverage our deep domain expertise and knowledge of emerging technology trends in order to drive incremental growth for our business.

##### ***Establish New Client Relationships***

We believe that we have a significant opportunity to add new clients. We have established ourselves as a leader in delivering end-to-end ideation-to-production services in the Payments and Financial Services and TMT verticals. Clients in the Payments and Financial Services vertical contributed to 55.1% and 57.1% of our total revenue in the 2016 and 2017 fiscal years, respectively. Clients in the TMT vertical contributed 36.8% and 30.5% of our total revenue in the 2016 and 2017 fiscal years, respectively. Clients in our Other vertical contributed 8.1% and 12.4% of our total revenue in the 2016 and 2017 fiscal years, respectively. We believe that we continue to have a significant untapped opportunity in these sectors and we plan to leverage this experience to expand our vertical reach. As waves of technological change sweep across industries and increasingly facilitate seamless integration of different aspects of customers and users lives,

we believe our experience working within our core client base will also be of particular value in expanding our vertical reach. For example, as customers increasingly demand a frictionless and consistent buying experience and the payments and retail sectors converge, we believe our deep expertise in developing payment systems and e-commerce platforms will allow us to grow our base of retail clients. Similarly, our expertise in data analytics and augmented and virtual reality will be increasingly relevant in the healthcare industry as technology continues to reshape the practice and provision of medicine. We are also focused on the consumer products, logistics and professional services verticals as key areas for growth.

We are likewise focused on geographic expansion, particularly in North America. In the 2017 fiscal year, approximately 16.3% of our revenue came from clients in North America. With our recent acquisition of Velocity Partners, we increased our sales presence in the United States, and added nearshore delivery capacity in Latin America, which we believe will allow us to further penetrate the North American market. In addition, we plan to evaluate other growth markets, including countries in the Asia Pacific region, to expand our client footprint.

#### ***Lead Adoption of Next-Generation Technologies***

We seek to apply our creative skills and deep digital technical engineering capabilities to enhance our clients' value to their end customers and users. As a result, we are highly focused on remaining at the forefront of emerging technology trends, including in areas such as IoT, artificial intelligence, machine learning, augmented reality, virtual reality and blockchain. For example, we have developed next-generation technology solutions such as blockchain payment gateways and chatbot-enabled social payments. We are embedded and integrated with our clients, which gives us unique insight into how emerging industry trends can help address their needs. We plan to leverage these insights to continue innovating for our clients.

#### ***Expand Scale in Nearshore Delivery***

We believe that Distributed Enterprise Agile at scale requires that we have teams based in locations with similar time zones to those of our clients since our delivery teams are in constant dialogue and interaction with our clients. We focus on being an employer of choice for IT professionals in the regions in which we operate, which include countries with deep and largely untapped creative and engineering talent pools, and on being an employer of choice in local markets. As we continue to expand our relationships with existing clients and attract new clients, we plan to expand our teams at existing delivery centers and open new delivery centers in nearshore locations with an abundance of technical talent.

#### ***Selectively Pursue "Tuck-In" Acquisitions***

We plan to selectively pursue "tuck-in" acquisitions. Our focus is on augmenting our core capabilities to enhance our expertise in new technologies and verticals and increase our geographic reach, while preserving our corporate culture and sustainably managing our growth. Consistent with these goals, we have completed five acquisitions in the past five fiscal years, all of which have accelerated core strategic goals. For example, our acquisition of Nickelfish in 2015 increased our user experience and design capabilities, while our acquisition of Velocity Partners in 2017 increased our North American client base and added nearshore delivery centers in Latin America. We have a demonstrated track record of successfully identifying, acquiring and integrating complementary business and plan to leverage this experience as we pursue "tuck-in" acquisitions that help accelerate our strategy.

#### **Our Solutions and Services**

We focus on delivering three key types of solutions for our clients that span the ideation-to-production spectrum, helping our clients be more engaging, responsive and efficient.

#### ***Digital Evolution – Helping our clients achieve greater engagement with their customers***

Our clients need well architected and engineered technology, designed and integrated with their products and services, to become digital, experience-driven businesses. We act as a strategic partner to design, deliver and support digital solutions that enable our clients' businesses to compete effectively and provide a frictionless user experience to their customers and users. Our digital strategists, engineers and industry experts support our clients from ideation to

production, helping them meet their business needs through the digital strategy, design, and engineering and integration lifecycle.

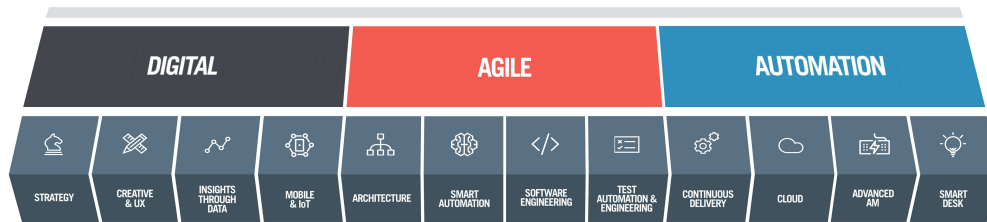
***Agile Transformation – Helping our clients respond faster to market opportunities***

Agile Transformation allows our clients to release products to market faster through more rapid iterations of technology solutions than traditional development methods. Unlike traditional IT service providers who design and deliver processes from outside the business, we work alongside our clients to understand their challenges from within and support them in addressing these challenges. Our engineers drive the adoption of Distributed Enterprise Agile at scale and help in creating a strong core of Agile practitioners that drive collaboration across clients’ business, technology and operations teams.

***Automation – Helping our clients drive efficiency through automation of their business***

Our services help improve the efficiency of our clients’ organizations through automation in areas ranging from technical IT processes to complex business processes. We provide services to automate business workflows, reducing the need for costly and time-consuming manual processes. We also integrate automated testing and deployment into the software production process.

Underpinning these solutions are 12 service offerings, set forth below. Often a single client engagement requires a number of these services. For instance, it would be common for an engagement to originate with a Strategy assignment and then leverage Creative and User Experience design, Software Engineering, Test Automation and Engineering and Advanced Applications Management. We continually evolve our service offerings to leverage next-generation technologies and meet the needs of our clients.



***Strategy***

We are embedded and integrated with our clients, which gives us unique insight into how emerging industry trends can help address their needs, and enables us to formulate and deliver strategies that provide competitive differentiation. We explore innovative new ideas with our clients, bringing them to life in proof-of-concept to help formulate strategic vision and build a foundation for continued nimbleness and transformation.

***Creative and User Experience***

We help clients meet the challenges of a highly-competitive and rapidly-evolving marketplace by designing a user experience that leverages simple and frictionless interactions to meet customer and user needs. From the outset of a project and throughout the development lifecycle, we continuously validate design decisions with users in real-world situations, while remaining focused on the business objective. We focus on user context, such as socio-cultural differences, to ensure the appropriate user experience is delivered in the appropriate situation.

***Insights through Data***

In order to provide actionable business insights, we help our clients’ define key business metrics and embed tools to capture and analyze relevant data. Through a combination of domain and technological expertise, we enable clients to extract value from the large volume of structured and unstructured data in their enterprises, transforming it into a tool for competitive differentiation. We embrace a wide range of data science technologies to provide clients with solutions that can be applied across multiple industries.

### *Mobile and IoT*

We provide solutions that leverage the power of mobile connectivity and IoT to develop flexible and adaptable solutions to business challenges. The ubiquitousness of mobile networks and the emergence of the IoT has also given enterprises the ability to collect and analyze massive amounts of previously uncaptured data, providing them with new insights into customer and user behavior and operational workflows.

### *Architecture*

As our clients digitally evolve and adopt the Agile approach, we help integrate new systems into their existing technology architecture and help their existing systems keep pace. We review clients' current architectures and provide support in building architectural capability, sharing best practices and advising on people, process and tools. We take an incremental approach to architecture and projects, allowing us to plan, adapt and deliver solutions that increase responsiveness, mitigate risks and achieve continuous improvement.

### *Smart Automation*

We use next-generation technologies, including artificial intelligence, bots, natural language interfaces and robotic process automation, together with microservices and open application programming interfaces, to help our clients transform areas ranging from technical IT processes to complex business processes. Leveraging our creative and engineering capabilities, we work with our clients to create complete solutions, often involving custom, task-oriented user interfaces, sophisticated integration and continuous delivery pipelines. We often use a blend of open source, commercial and custom technologies in order to optimize for cost, flexibility, sophistication and long-term sustainability requirements unique to our clients' environments. Where appropriate, we also work with the major cloud delivery providers with respect to both their Infrastructure-as-a-Service and Software-as-a-Service offerings.

### *Software Engineering*

We help our clients deliver effective, high-quality software. With broad software engineering capabilities, we can choose the methods, technologies and tools best suited to clients' business needs. Our engineers use a broad range of technologies including Ansible, Chef, Docker, Elastic Search, Karaf, Kibana, Logstash, Nexus, NuGet, Octopus Deploy, Puppet, Salt Stack, Splunk, UrbanCode and Vagrant. Our TEAS framework provides us with a flexible approach for running large software projects and our disruptive nature means that we constantly experiment with the latest tools and techniques, allowing us to select technologies with the right balance between innovation and predictability.

### *Test Automation and Engineering*

Our test engineering teams bring together testers, developers and architects, enabling the solutions we provide to harness available technical and strategic assets. We address technical challenges with smart automation and effective collaboration, with the goal of driving continuous improvement, increasing quality, reducing costs and minimizing risk for our clients.

### *Continuous Delivery*

Using our TEAS framework for Distributed Enterprise Agile at scale, we help our clients be rapidly responsive to competitive shifts and smooth the path-to-production for their digital transformation initiatives. We combine creative and engineering talent with business focus to enable more rapid and streamlined releases across geographies. We work to enhance our clients' team's capabilities, applying and implementing Agile development to improve collaboration across all layers of their businesses.

### *Cloud*

We believe that next-generation cloud delivery technology provides the flexibility and scalability necessary for digital transformation. We help our clients conceive of and execute cloud delivery strategies that best serve the evolving needs of their customers and users, while integrating next-generation cloud delivery with the legacy IT systems that clients have invested in and rely on. With 24/7 support, integrated monitoring, alerting and system management tools

and incident management and escalation processes, we help our clients optimize performance, efficiency and scalability across their on-premises and cloud environments.

#### *Advanced Applications Management*

We offer end-to-end application management services that focus on continuous improvement of systems or applications to increase resiliency and accommodate growth. We integrate platforms, infrastructure and third-party services through engagements that are flexible and tailored to our clients' technology, enabling our clients to be more nimble and responsive.

#### *Smart Desk*

We provide business-focused smart desk services designed to drive client satisfaction. Leveraging our experience in automation, we offer a self-service function that prioritizes user experience. We use data insights to continually improve our smart desk offerings in order to meet the evolving needs of increasingly discerning and empowered users.

#### ***Our Frameworks, Methods and Tools***

Our frameworks, methods and tools, including TEAS, enhance our ability to develop and deploy solutions based on next-generation technologies. Developed with a focus on providing innovation, quality and productivity at scale, we believe our frameworks, methods and tools allow us to:

- Deliver outcome driven programs to our clients, with faster time-to-market and favorable return on investment;
- Tailor our approach to the needs of our clients and respond flexibly to changing client objectives and market conditions;
- Improve our clients visibility into budgets, status and progress of technology projects; and
- Provide better solutions.

Our key frameworks, methods and tools include the following:

#### ***The Endava Agile Scaling Framework (TEAS)***

To allow us to deliver Distributed Enterprise Agile at scale, we have developed a proprietary Agile scaling framework, TEAS. Traditional Agile development methodologies use small multi-disciplinary "scrum teams," with members in close proximity. However, today most enterprise development projects require large development teams that are often geographically or organizationally dispersed. Collaboration, communication and oversight can break down, making it difficult to scale Agile development methodologies. Further, commonly used Agile scaling frameworks are generally either overly prescriptive, thereby compromising agility, or overly informal, thereby compromising effective oversight.

TEAS utilizes common Agile scaling frameworks, but enhances them by balancing the requirements of delivering both quality and speed-to-market. With TEAS, we seek to provide enough guidance to allow teams to start tackling client challenges with confidence, while building in flexibility to adapt to evolving client needs, environments and cultures. Each of our scrum teams typically consists of six to eight team members with the appropriate mix of technical ability, leadership and project management skills, domain expertise, creative and user experience capabilities and software development and quality assurance expertise. For larger and more complex projects, we employ a "scrum-of-scrums" approach, which is led by representatives from each scrum team, and facilitates an incremental level of collaboration across scrum teams. TEAS enables us to move beyond team-level Agile working to scale product-level planning for a group of releases, portfolio-level planning for a group of products and an overarching strategy to guide the development of the portfolio.

TEAS enables us to provide Distributed Enterprise Agile at scale with the same focus on communication, collaboration and iterative releases that makes smaller-scale Agile development effective. With TEAS, our teams are able to quickly design, develop and test digital solutions, providing actionable insights into their value and business

potential in a short timeframe. Our clients are able to release higher-quality products to market faster, respond better to market changes and incorporate customer and user feedback through rapid releases and product iterations.

We believe that our TEAS framework is enhanced through advanced software engineering practices involving multi-skilled teams able to employ Development Operations, or DevOps, techniques, such as automated testing, continuous integration, continuous delivery and infrastructure automation.

### ***Chronos***

Chronos is our proprietary software analysis tool for risk assessment of software codes. It detects “anti-patterns” in the evolution of a project’s codebase and the behaviors of the team who developed it. “Anti-patterns” are common practices that initially appear to be appropriate solutions, but end up having negative consequences that outweigh any benefits. Chronos supports both quality and productivity improvement by providing deep insight into the evolution of a large codebase. It does so by analyzing the codebase stored in version control systems (Git and SVN) in regards to who changed what, why and when to identify and reverse negative trends in development team behavior.

Chronos offers several benefits to our employees as well as our clients. It allows our clients to identify areas in the code that are higher risk or attract more defects than other areas, giving them an integrated, balanced, holistic view of the risks in, and quality of, their codebase. Chronos also helps new team members get up to speed with a new project quickly. It helps managers oversee risks and proactively ensure skills are balanced effectively across scrum teams. It can increase the value and productivity of due diligence and technical reviews by providing information on the technologies and their evolution, on key people involved with the project and on code and process quality issues.

### ***Testing Toolbox***

One of the key challenges associated with rapid technology development is the need to have rigorous, fast and frequent testing, which can only be achieved through high levels of automation. This is particularly challenging when building test automation for Distributed Enterprise Agile at scale and DevOps, where test frameworks need to be light, flexible and easily integrated into the build pipeline. We have developed our testing toolbox in order to enable fast and efficient test execution. Our testing toolbox accelerates the provision of lean automation solutions and contains accelerators for testing web and cross browsers, application programming interfaces, services and microservices, mobile devices, security, accessibility and performance. The testing toolbox helps us reduce the time to implement test automation solutions and allows us the flexibility to extend frameworks in-sprint, without relying on a test tool vendor.

Two key testing automation solutions are part of our testing toolbox: Ensec and our Mobile Testing Framework. EnSec is our security testing accelerator that can be deployed in minutes, either on a stand-alone basis or within the development pipeline, and automatically checks applications for the Open Web Application Security Project vulnerabilities. Our Mobile Testing Framework automates testing of mobile phones and devices hosted in our delivery units and in the cloud. This framework enables multiple devices to be tested in parallel, thereby removing the need for manual regression testing and reducing the time and effort required.

### ***CSAT***

Customer Satisfaction Analysis Tool, or CSAT, is our client management tool, which allows us to collect regular client feedback. CSAT relies on quarterly surveys, common use testimonials, continuous service improvement monitoring and the collection of social media mentions to gather a robust view of how clients feel about Endava and how we respond to their feedback. CSAT helps us differentiate ourselves in managing customers in a sustainable way.

### ***Our Delivery Model***

We believe the development of a scaled global, nearshore delivery model with selective close-to-client capabilities enables us to deliver higher-quality technology services to meet our clients’ needs. Nearshore delivery locations with geographic proximity, cultural affinity and complementary time zones enable increased interaction with our clients, enhance relationships and improve responsiveness for more efficient delivery of our services. As a result, we are able to differentiate ourselves on projects that require a high degree of client collaboration and iteration.

We provide services out of nearshore delivery centers located in two European Union countries – Romania and Bulgaria, three other Central Europe countries – Macedonia, Moldova and Serbia, and four countries in Latin America – Argentina, Colombia, Uruguay and Venezuela and close-to-client offices in Germany, the Netherlands, the United Kingdom and the United States. As of March 31, 2018, we had 4,700 employees, approximately 53.7% of whom work in nearshore delivery centers in European Union countries.

Our nearshore delivery model was first established in Central Europe in order to efficiently deliver our solutions to European clients. Our primary delivery centers are located in Romania, where we employ approximately 2,240 employees involved with delivery of our services. As of March 31, 2018, we had 985 such employees located in Cluj-Napoca, the second largest city in Romania and 696 such employees located in Bucharest, the capital of Romania. We believe Romania is an ideal location to source IT delivery talent due to its educational infrastructure, large multi-lingual population, advanced technological infrastructure and flexible labor regulation. According to Eurostat, Romania has the highest share of engineers in the European Union in 2014. According to the June 2012 Eurobarometer report, approximately 31% of Romania's population speaks English. As of March 31, 2018, we also had approximately 1,262 IT professionals across our locations in Bulgaria, Macedonia, Moldova and Serbia, which are countries that we believe offer many of the same benefits as Romania. To serve our North American clients, we had approximately 578 employees involved with delivery of our services across our seven Latin American delivery centers as of March 31, 2018, the majority of which are located in Argentina (264 employees) and Colombia (206 employees). We believe that the Latin American region as a whole has an abundant talent pool of individuals skilled in IT.

Employees at our close-to-client locations include our sales teams, as well as account management and other client-facing employees, which helps maintain quality and consistency in collaboration with our nearshore delivery teams.

In addition, we are highly focused on the security of our clients' data and are certified to ISO 27001 standards.


## **Our Clients**

As of March 31, 2018, we had 249 active clients, which we define as clients who spent money with us over the preceding 12-month period. Our clients are primarily enterprises based in the United Kingdom, European Union and United States. Our clients principally operate in the Financial Services and Payments and Technology, Media and Telecommunications verticals. We are also focused on growing our client base in other verticals, such as the consumer products, healthcare, logistics and retail verticals.

During the fiscal years ended June 30, 2015, 2016 and 2017, our 10 largest clients based on revenue accounted for 65.5%, 53.7%, and 49.1% our total revenue, respectively. Our largest client for the fiscal years ended June 30, 2016 and June 30, 2017 and the nine months ended March 31, 2017 and 2018, Worldpay (UK) Limited, or Worldpay, accounted for 15.6%, 13.0%, 13.2% and 11.4% of our revenue, respectively. Pursuant to an agreement that we entered into with Worldpay in November 2016, we have granted Worldpay an option to acquire a captive Romanian subsidiary that we created and staffed for Worldpay, which employed approximately 100 people, representing approximately one quarter of our total number of employees working on various projects for Worldpay as of March 31, 2018. The captive Romanian subsidiary contributed approximately 1.5% of our total revenue in the fiscal year ended June 30, 2017. This option may be exercised in either September 2019 or January 2020 by Worldpay giving us three months' notice and paying us fair market value for the shares of the captive Romanian subsidiary; provided, that the aggregate purchase price will not be less than £2.5 million nor more than £6.0 million. We may also permit Worldpay to exercise the option prior to September 2019 to the extent we deem commercially beneficial.

We are focused on building deep, long-term relationships with our clients, which often begin with a discrete project and develop into larger engagements. We target clients to whom we believe we can demonstrate our deep understanding of technological trends and our capability to provide end-to-end ideation-to-production services.

Some of our representative clients by sector include the following:



### Client Case Studies

#### Advent International and Bain Capital

- Client since: 2011
- Vertical: Payments and Financial Services
- Solutions: Digital Evolution, Agile Transformation, Automation
- Services: Strategy, Creative and UX, Architecture, Mobile & IoT, Software Engineering, Test Automation and Engineering, Continuous Delivery

Advent International and Bain Capital are leading global private equity firms. Since 2010, Advent and Bain have teamed up to invest in a number of payments companies in Europe. They acquired Worldpay in the United Kingdom in 2010, Nets in Denmark in 2014, ICBPI (now Nexi) in Italy in 2015, and Concordis in Germany in 2017.

**Situation** : Advent and Bain Capital were looking for a technology partner with deep domain expertise in payments that could help accelerate technology initiatives in portfolio companies they acquired to enhance the value of their investments.

**Solution** : Following the acquisitions of Worldpay and Nets, Advent and Bain introduced Endava to the management teams at each company. The management teams at Worldpay and Nets selected Endava as a provider of technology services subsequent to their evaluation of various firms. Endava was able to demonstrate capabilities that would enable Worldpay and Nets to accelerate and streamline release of products to market. Advent and Bain were impressed by Endava’s ability to drive innovation and Agile transformation, while also transferring know-how to the teams at Worldpay and Nets.

More recently, in 2015, Bain and Advent acquired a majority stake in ICBPI. Subsequent to the acquisition, ICBPI (renamed Nexi in 2017) was looking for an Agile technology partner who would work with it to increase collaboration between IT personnel and business decision makers in order to improve responsiveness to market developments. In



2016, following an introduction from Bain and Advent, ICBPI selected Endava as a strategic technology services partner.

As part of its strategic initiatives, ICBPI wanted to release a new mobile-first digital merchant portal for small merchants, Nexi Business, which would be their most visible interaction with ICBPI. The plans to rebrand ICBPI as Nexi along with the importance of introducing innovative features in Nexi Business made it imperative to complete development on a very tight timeline. Endava worked with Nexi to deliver the first release of Nexi Business in November 2017, within six months of starting the work. Nexi Business not only provides a new customer experience to merchants but also addresses their daily needs, such as generating insights from transactions, tracking key performance indicators, and providing peer comparisons and transparency on costs. The Endava team also supported Nexi in creating a test automation framework in order to accelerate time-to-market and reduce product implementation costs.

Through introductions from Advent and Bain, Endava has over 700 people engaged across five companies as of March 31, 2018. This includes companies from which Advent and Bain have since exited the investments.

### ***Worldpay***

- Customer since: 2011
- Vertical: Payments and Financial Services
- Solutions: Digital Evolution, Agile Transformation, Automation
- Services: Insights through Data, Mobile & IoT, Software Engineering, Test Automation, Continuous Delivery

Worldpay is a leader in global payments, enabling its clients to accept multiple payment types across multiple channels across 146 countries. Worldpay's global e-commerce business serves large and fast-growing merchants with complex payment needs.

*Situation* : In 2010, Bain and Advent acquired the Worldpay group of businesses from the Royal Bank of Scotland. As a standalone payments technology business, Worldpay was keen to further develop its own technology capacity and business infrastructure to support its growth.

*Solution* : In 2011, Worldpay selected Endava as a key technology partner. We started with a single Endava scrum team, scaling rapidly to six teams working with the Worldpay technology team. Our scrum teams worked with both business and product teams at Worldpay to help them realize benefits from Agile development, including faster time-to-market and ability to respond to specific needs of merchant clients.

We have continued to support Worldpay's drive to innovate by integrating the latest alternative payment methods into the platform, and creating an automation framework in order to get new features for the platform to market quicker, reduce the cost of implementing these features and increase merchant confidence in the platform. The Endava team has helped develop Agile dashboards and instant feedback devices for Worldpay that can help in reducing the number of production issues, improve platform stability and code reusability and decrease re-work by using gaming techniques in code quality review process. We believe that these solutions can lead to a more productive working environment for members of the Worldpay technical and business teams, as less time is spent performing administrative tasks and more time is applied to proactive solution development and operational enhancements. We also believe that better decision-making, better visibility, and more accurate snapshots of progress can assist in enhancing Worldpay's business intelligence.

Endava has since grown its relationship with Worldpay. As of March 31, 2018, Endava had 15 scrum teams (approximately 120 Endavans) that worked with Worldpay's global e-commerce business in an Agile enterprise engagement in which Endava continued to support Worldpay with end-to-end technical ownership of delivery in collaboration with Worldpay's business and product teams. In addition, as of March 31, 2018, we had approximately 240 Endavans working across Worldpay's digital business to help Worldpay provide customer spend analytics and other services to merchants through merchant portals. Endava is also a partner in the redevelopment of Worldpay's core acquiring platform.

### **Rebecca Minkoff**

- Client since: 2014
- Vertical: Other - retail
- Solutions: Digital, Agile, Automation
- Services: Digital Strategy, Creative Services, Mobile & IoT, Software Engineering, Smart Automation, Applications Management

Rebecca Minkoff is a global fashion designer and retailer specializing in luxury handbags, apparel, footwear, jewelry, and accessories, and as of 2017, wristwatches. The brand has four domestic retail stores in the United States, nine international locations, and is distributed in over 900 stores worldwide. It is known for its fresh approach to not only aesthetics, but also the use of forward-thinking concepts to create interest in the brand.

*Situation* : Rebecca Minkoff's primary goal was to create an omni-channel sales funnel and increase sales conversions through a differentiated and innovative in-person retail experience that worked in concert with the company's digital offerings. The company also wanted to increase its brand visibility by becoming a leader in retail technology innovation.

*Solution* : Endava worked in partnership with eBay's Retail Innovations group and was selected from a pool of several major digital agencies based on its ability to focus on rapid innovation and become a strategic partner. The Endava team designed and built a Connected Store that combines the online and physical shopping experience to showcase a digital and connected shopping experience for customers. The Connected Store blends next-generation user experience with custom hardware and software integrations to streamline and deliver a highly personalized shopping experience. It uses a touch wall made with a single panel of mirrored glass surrounded with an infrared bezel to capture touch events. This touch wall draws shoppers in, enables browsing and selection of different styles and interaction with look books. Items selected by the customer on the touch wall are sent to a Connected Fitting Room using a web application. The Connected Fitting Room is outfitted with a dynamic lighting system to simulate various environmental conditions, and with RFID sensors to detect tagged items that enter the room, which are then displayed on a mirror. Shoppers receive a message via an SMS integration to alert them that the room is ready. Different sizes, colors or styles of items can be provided via a request using the mirror to a store associate, who interacts with an internal iPad application. The system is integrated with the store's back-end systems to update the inventory in real-time as items leave the store. All data generated by a customer's experience is collected and combined in the Connected Customer application, which allows future personalization and marketing initiatives through tie-ins with Magento and other customer relationship management solutions.

Our team designed, built, and delivered this solution in six months. The ability to capture and leverage new data streams generated through the engagement with the Connected Store has allowed Rebecca Minkoff to transform aspects of its operations, and enhanced its ability to better react to customer intent and behavior. The Connected Store was first launched in the Rebecca Minkoff flagship store in New York in November 2014 and extended to its stores in San Francisco and Los Angeles after positive response from customers and media in New York. At the Fashion 2.0 Awards, the industry recognized distinction that honors the most innovative fashion brands for their outstanding achievements in digital media, Rebecca Minkoff won the award for Best Interactive Retail and Top Innovator in March 2015.

Our engagement with Rebecca Minkoff that began as a user experience project evolved into a full digital product and business strategy partnership. We continue to help the company in enhancing, improving and supporting the Connected Store.

### **Maersk**

- Client since: 2015
- Vertical: Other - shipping & logistics
- Solutions: Agile Transformation

- Services: Architecture, Distributed Agile, Software Engineering, Continuous Delivery

A. P. Moller-Maersk Group, also known as Maersk, is a Danish business conglomerate with businesses in the transport, logistics and energy sectors. It is the largest global provider of shipping and logistics services with 2017 revenue of \$30.9 billion and employs around 88,000 people across 130 locations worldwide.

*Situation* : Maersk was looking to improve customer satisfaction related to availability of its customer-facing systems. These systems are critical to providing Maersk's shipping customers with the real-time location of shipped goods and products which those customers require for planning and forecasting purposes. The company was looking for technology partners to re-engineer its systems of engagement to meet higher availability ("up-times") targets and to improve overall customer satisfaction and trust.

*Solution* : Endava was initially engaged to review the legacy platform architecture and to recommend a set of principles that would drive the creation of a new platform architecture capable of supporting high up-times. Working in partnership with Maersk, Endava utilized its experience in designing and building mission-critical infrastructure to provide insight and guidance on the specifications of Maersk's Always On platform.

Once the architectural pattern had been defined, Endava was engaged to use its core engineering capability to deliver application programming interfaces, or APIs, and user interface components that allowed Maersk to engage with its customers in new and innovative ways. Endava implemented Agile practices and a continuous delivery pipeline that enabled Maersk to reduce release cycle times and deliver meaningful, iterative customer experience changes.

Through both thought leadership and engineering capabilities, Endava helped Maersk deliver a more robust and effective customer experience to its clients. The customer-facing system allows Maersk's customers more visibility on supply chain progress and an increased sense of control on the global shipping process. This has helped increase customer satisfaction for Maersk and allowed its customers to use APIs to unlock additional benefits. Overall, the enhancements to the customer-facing system have helped reduce friction in using the system, and improved ability to view operational data.

Endava continues to broaden the scope of Agile within Maersk and is actively involved in the advocacy and coaching of Agile practices in a broader enterprise context across Maersk's brands and divisions. Endava is now identified as one of the strategic partners to Maersk, allowing Endava to work on systems opportunities across the company.

#### **Leading Payments Provider**

- Customer since: 2015
- Vertical: Payments and Financial Services
- Solutions: Digital Evolution, Agile Transformation, Automation
- Services: Insights through Data, Mobile & IoT, Software Engineering, Test Automation, Continuous Delivery

The client is a leading payments provider in Europe, connecting banks, businesses, the public sector, merchants and consumers through an international network facilitating digital payments.

*Situation* : In 2015, the client was seeking to revamp its technology capabilities to facilitate the development and ongoing evolution of its industry-leading digital payments services. The client was seeking a partner with a deep understanding of the payments industry who would help it accelerate time-to-market for products.

*Solution*: The client selected Endava as its partner to help it accelerate product development and increase its capacity for rapid technology innovation. Endava's first major project with the client was a mobile application that allowed users to interact directly with the client to set up and manage their recurring direct debits. For the client, this was previously only possible through bank staff and mainframe screens. Endavans, along with client employees, designed, developed, prototyped and deployed a fully-functional mobile application that enables users to review, compare and schedule payments of recurring bills. Endava developed this application in less than five months with only two scrum teams.

The application was developed based on an open API, which enabled the client to collect customer and partner data and share that information within the client's system. The application was accessed by more than 80,000 users in just one month compared to an initial goal to achieve 100,000 users in 12 months. The success of this initial engagement started an organization-wide Agile transformation journey for the client supported by Endava.

Endava and the client worked on a total of 12 projects in 2015, which generated \$2.5 million in revenue for Endava. Endava's relationship with the client has continued to grow and, in 2017, Endava worked on 35 projects with 28 scrum teams and generated \$18.0 million of revenue. Today, Endava is partnering with the client on projects across the client's payments ecosystem, most recently supporting the client in prototyping a new secure payment channel through Facebook Messenger.

#### ***Leading Mobile & Digital Travel Technology Provider***

- Client since: 2016
- Vertical: Other - travel
- Solutions: Digital Evolution
- Services: Mobile, Software Engineering, Test Automation, Continuous Delivery

The client is a leading digital travel technology provider that works with airlines and travel companies on their mobile and digital strategy and provides digital travel platforms and products. The client is a wholly owned subsidiary of a leading global travel commerce platform that processes approximately 1 trillion transactions per year and has presence in approximately 180 countries.

*Situation* : The client was in the process of building its development team for digital applications and was looking for a partner with experience in digital and mobile applications and engineering.

*Solution* : Endava was recommended by an individual from another client who had recently joined the team at this client. Initially the client engaged a small team of mobile application developers from Endava for development of one of their key applications for a top airline customer. Based on its experience with Endava on this project, the client decided to broaden the relationship and use Endava as a partner for its entire digital applications business. Endavans were able to get up to speed quickly and help the client build more digital applications to serve its customers and grow the business. Endava's partnership was one of the drivers of 50% growth in the client delivery capability over the last 24 months.

Endava also leveraged its domain expertise to help the client innovate in setting up a new governance and delivery model. The new delivery model resulted in significant improvements in consistency and quality of the digital application releases. Endava has become an integral partner in the engineering division of the client, providing inputs at all levels and helping the client in improving the functionality, performance and stability of their digital applications.

Endava's relationship with the client has grown since its beginning with a small project in 2016. Currently approximately 100 Endavans are working with employees of the client in an integrated "One Team" to develop digital travel applications and platforms.

#### **Sales and Marketing**

Our sales and marketing strategy is focused on driving revenue growth from existing and new clients. We run a single, highly integrated sales and marketing organization that comprises strategy, solutions and offers, marketing, lead generation, sales and account teams. As of March 31, 2018, we had 52 employees on our sales and marketing team located across our offices.

We have developed our Endava Sales Academy to cultivate sales talent internally and create a high-performing sales workforce that is culturally aligned with our values. Our Sales Academy begins with candidates joining lead generation teams, where they learn how to identify potential clients and sales techniques. Over the course of approximately three years, candidates progress through this program and can become business development managers.

We have received various awards, including being:

- ranked as one of the top 3 UK technical agencies in 2017, according to Econsultancy;
- ranked as one of the top 13 UK agencies in digital income in each of 2015, 2016 and 2017, according to Econsultancy;
- featured in the International Association of Outsourcing Professionals (IAOP) Global Outsourcing 100 lists in 2015 (Best Leaders in Employee Growth and Best Leaders in Revenue Growth), 2016 (Leaders Category for Top Company for Revenue and Employee Growth and for Programs for Innovation) and 2017 (Leaders Category for Top Company for Programs for Innovation);
- recognized as employer of the year for outsourcing in Romania at the Romanian Outsourcing Awards for Excellence Gala in 2016;
- ranked as one of the top 20 IT companies to work for in Romania by Biz Magazine in 2013, 2014 and 2015; and
- the winner, together with Worldpay Group PLC, of Software Outsourcing Project of the Year at the 2017 ANIS gala in Romania.

## **Competition**

We operate in a global and dynamic market and compete with a variety of organizations that offer services similar to those that we offer.

We face competition primarily from:

- next-generation IT service providers, such as Globant S.A and EPAM Systems;
- digital agencies and consulting companies, such as Ideo, McKinsey & Company, The Omnicom Group, Sapient Corporation and WPP plc;
- global consulting and traditional IT service companies, such as Accenture PLC, Capgemini SE, Cognizant Technology Solutions Corporation and Tata Consultancy Services Limited; and
- in-house development departments of our clients.

We believe the principal competitive factors in our business include: ability to innovate; technical expertise and industry knowledge; end-to-end solution offerings; delivery location; price; reputation and track record for high-quality and on-time delivery of work; effective employee recruiting; training and retention; responsiveness to clients' business needs; scale; and financial stability. We believe that we compete favorably with respect to each of these factors.

## Our People

As of June 30, 2015, 2016 and 2017, we had 2,205, 2,795 and 3,744 employees, respectively. We have collective bargaining agreements with our employees in Romania. We believe our employee relations are good and we have not experienced any work stoppages. We vet our employees in accordance with the BS7858 screening standards.

At each date shown, we had the following employees, broken out by department and geography:

	As of June 30,		
	2015	2016	2017
<b>Function:</b>			
Employees Involved in Delivery of Our Services	2,050	2,578	3,433
Selling, General and Administrative	155	217	311
Total	2,205	2,795	3,744
<b>Geography:</b>			
Western Europe	240	237	233
Central Europe - EU Countries	1,282	1,572	2,318
Sub-total: EU Countries (Western & Central Europe)	1,522	1,809	2,551
Central Europe - Non-EU Countries	678	928	1,073
Latin America	—	—	68
North America	5	58	56
Total	2,205	2,795	3,744

We believe that our people are our most important asset. We provide Endavans with training to develop their technical and soft skills, in an environment where they are continually challenged and given opportunities to grow as professionals, and with tools and resources to innovate. Endava University and “Pass It On” are key elements of our training and development framework. Endava University provides classroom-based training and “Pass It On” uses apprenticeship and open sharing so that our people can grow by way of collective experiences and knowledge. Our employees also have career coaches to customize their integration into their respective teams and to help visualize their development and future. Through Endava Labs and regular hackathons, our teams are encouraged to express their creativity in using next-generation technologies to build innovative solutions.

We strive to be one of the leading employers of IT professionals in the regions in which we operate. We locate our nearshore delivery centers in countries that not only have abundant IT talent pools, but also offer us an opportunity to be a preferred employer. For example, a majority of our employees are located in Romania, where we have been identified as a top employer for each of the last five years. Our preferred-employer standing is further evidenced by over one-third of our employees having joined us on the recommendation of another employee and by us having what we believe is a low voluntary attrition rate of approximately 11.4% for the 2017 fiscal year.

We also get involved in initiatives that address social issues and encourage knowledge-sharing beyond our organization in the communities in which we operate. We regularly sponsor technical events and speak at global technical and industry-focused conferences. Our largest initiative consists of internship and graduate programs. Launched in 2011, these programs welcomed 327 participants in 2016, 78.3% of whom joined Endava as permanent employees. By supporting local education, we seek to inspire exploration in engineering and technology.

We believe that we have built an organization deeply committed to helping people succeed and that our culture fosters our core values:

- **Openness:** We are confident in our abilities, our approach and our people, so we are transparent.
- **Thoughtfulness:** We care deeply about the success of our people, our clients and the countries in which we operate.

- **Adaptability:** We embrace change and value differences, enabling us to be successful in complex environments.

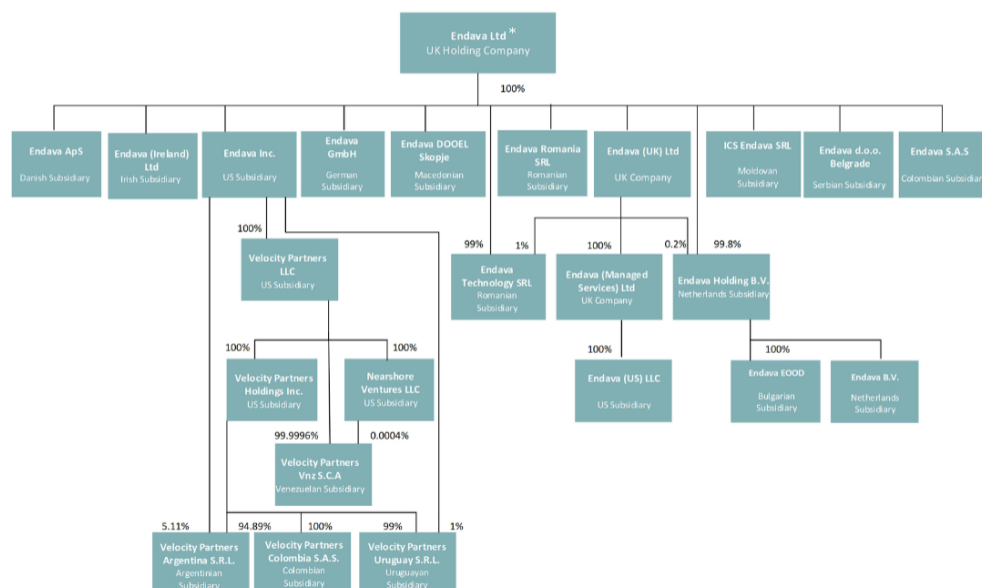
## Facilities

Our corporate headquarters are located at 125 Broad Street, London EC2N 1AR, United Kingdom, where we lease approximately 1,000 square meters of office space. We provide services from delivery centers located in Argentina, Bulgaria, Colombia, Macedonia, Moldova, Romania, Serbia, Uruguay and Venezuela and have additional offices in Denmark, Germany, the Netherlands and the United States. We lease all of our facilities. We believe that our current facilities are suitable and adequate to meet our current needs and for the foreseeable future.

## Legal Proceedings

From time to time we may become involved in legal proceedings or be subject to claims arising in the ordinary course of our business. We are not presently a party to any legal proceedings that, if determined adversely to us, would individually or taken together have a material adverse effect on our business, operating results, financial condition or cash flows. Regardless of the outcome, litigation can have an adverse impact on us because of defense and settlement costs, diversion of management time and resources and other factors.

## Corporate Structure



\* To be re-registered as a public limited company prior to the completion of this offering.

## MANAGEMENT

### Executive Officers and Directors

The following table sets forth certain information with respect to our executive officers and directors, including their ages as of May 31, 2018:

Name	Age	Position(s)
<b>Executive Officers</b>		
John Cotterell	57	Chief Executive Officer, Director
Mark Thurston	54	Chief Financial Officer, Director
Rob Machin	45	Chief Operating Officer
Julian Bull	48	Chief Commercial Officer
<b>Non-Employee Directors</b>		
Trevor Smith	63	Chairman of the Board of Directors
Andrew Allan	62	Director
Ben Druskin	49	Director
Mike Kinton	71	Director
David Pattillo	58	Director

Unless otherwise indicated, the current business addresses for our executive officers and directors is c/o Endava Limited, 125 Old Broad Street, London EC2N 1AR, United Kingdom.

Each executive officer serves at the discretion of our board of directors and holds office until his or her successor is duly elected or qualified or until his or her earlier resignation or removal. There are no family relationships among any of our executive officers or directors.

### Executive Officers

**John Cotterell** founded our company and has served as our Chief Executive Officer and as a member of our board of directors since our inception in February 2000. Mr. Cotterell holds a B.Eng. from the University of Bristol and an M.B.A. from the Alliance Manchester Business School. Our board of directors believes that Mr. Cotterell's leadership of our company since its inception and experience with information technology companies prior to founding our company provide him with the qualifications and skills to serve as a director.

**Mark Thurston** has served as our Chief Financial Officer and as a member of our board of directors since April 2015. From May 2011 to March 2015, Mr. Thurston served as Group Finance Director at Paragon Education and Skills Ltd. Mr. Thurston holds a Physics degree from Durham University and is a member of the Institute of Chartered Accountants in England and Wales. Our board of directors believes that Mr. Thurston's perspective and experience as our Chief Financial Officer provide him with the qualifications and skills to serve as a director.

**Rob Machin** has served as our Chief Operating Officer since July 2017 and previously served as a member of our board of directors from September 2013 to June 2016. Mr. Machin originally joined Endava in 2000 as our Chief Technical Officer. From September 2007 to September 2010, Mr. Machin served as an Executive Director at UBS Investment Bank. Mr. Machin re-joined Endava in 2010 as our U.K. Managing Director. Mr. Machin is a Fellow of the British Computer Society and a Chartered IT Professional. Mr. Machin holds a first class honours degree from Durham University in Mathematics and Philosophy (B.Sc. Nat Sci).

**Julian Bull** has served as our Chief Commercial Officer since July 2016. From April 2001 to June 2016, Mr. Bull served as our Sales and Marketing Director.



## Non-Employee Directors

**Trevor Smith** has served as a member of our board of directors since June 2013 and our chairman since July 2016. Prior to his retirement, Mr. Smith held various roles at Goldman, Sachs & Co., an investment bank, including Chief Information Officer for the EMEA Region from January 2000 to September 2009 and in a part-time Business Resiliency & Crisis Management and Special Project role from March 2010 until June 2013. Mr. Smith holds a B.Sc. in Economics from UCW Aberystwyth. Our board of directors believes that Mr. Smith's experience in information technology and delivery of large projects provide him with the qualifications and skills to serve as a director.

**Andrew Allan** has served as a member of our board of directors since April 2006, having previously served as a member of the board of Brains Direct Ltd, which we acquired in April 2006. He currently serves as Managing Partner at Fairways Corporate Finance, a position he has held since May 2003. Mr. Allan is a qualified Chartered Accountant and a current member of the Institute of Chartered Accountants of Scotland. Mr. Allan holds a Bachelor's degree in Finance from the University of Strathclyde. Our board of directors believes that Mr. Allan's business experience provide him with the qualifications and skills to serve as a director.

**Ben Druskin** has served as a member of our board of directors since September 2017. Mr. Druskin retired from Citigroup in August 2017. From 2014 until his retirement, Mr. Druskin served as the Chairman of the Global Technology, Media and Telecom Investment Banking Group. Prior to becoming Chairman, Mr. Druskin was co-head of the Global Technology, Media and Telecom Investment Banking Group. Mr. Druskin has served as a member of the board of directors of Zensar Technologies since November 2017. Mr. Druskin holds a B.A. in Economics from Rutgers College and an M.B.A. in Finance from The Stern School of Business at New York University. Our board of directors believes that Mr. Druskin's expertise in capital raising and mergers and acquisitions provide him with the qualifications and skills to serve as a director.

**Mike Kinton** has served as a member of our board of directors since April 2006. Since July 1999, Mr. Kinton has served as Managing Director at Kinton Technology Ltd. Mr. Kinton has served as a member of the board of directors of PaperRound HND Services Ltd, since February 2005 and Prmax Ltd., since March 2007. Mr. Kinton holds an M.A. from the University of Cambridge and a M.S. from London Business School. Our board of directors believes that Mr. Kinton's experience in the information technology industry, as well as his valuable experience gained from prior and current board service, provides him with the qualifications and skills to serve as a director.

**David Pattillo** has served as a member of our board of directors since January 2017. Since February 2014, Mr. Pattillo has served as the Chief Financial Officer and member of the board of directors of ClearStar, Inc. From June 2012 to December 2013, Mr. Pattillo served as Manager of Dapa, LLC. Mr. Pattillo holds a B.S. from Clemson University and an MBA from the University of Georgia – Terry College of Business. Our board of directors believes that Mr. Pattillo's knowledge of the information technology industry provides him with the qualifications and skills to serve as a director.

## Foreign Private Issuer Exemption

As a "foreign private issuer," as defined by the SEC, we are permitted to follow home country corporate governance practices, instead of certain corporate governance practices required by the New York Stock Exchange for U.S. domestic issuers. While we intend to follow most New York Stock Exchange corporate governance listing standards, we intend to follow U.K. corporate governance practices in lieu of New York Stock Exchange corporate governance listing standards as follows:

- Exemption from quorum requirements applicable to meetings of shareholders. Such quorum requirements are not required under English law. In accordance with generally accepted business practice, our amended and restated articles of association to be in effect immediately prior to the completion of this offering will provide alternative quorum requirements that are generally applicable to meetings of shareholders;
- Exemption from the New York Stock Exchange corporate governance listing standards applicable to domestic issuers requiring disclosure within four business days of any determination to grant a waiver of the code of business conduct and ethics to directors and officers. Although we will require board approval of any such

waiver, we may choose not to disclose the waiver in the manner set forth in the New York Stock Exchange corporate governance listing standards, as permitted by the foreign private issuer exemption ; and

- Exemption from the requirement to obtain shareholder approval for certain issuances of securities, including shareholder approval of share option plans .

We intend to take all actions necessary for us to maintain compliance as a foreign private issuer under the applicable corporate governance requirements of the Sarbanes-Oxley Act of 2002, the rules adopted by the SEC and the New York Stock Exchange corporate governance rules and listing standards.

Because we are a foreign private issuer, our directors and senior management are not subject to short-swing profit and insider trading reporting obligations under Section 16 of the Exchange Act. They will, however, be subject to the obligations to report changes in share ownership under Section 13 of the Exchange Act and related SEC rules.

#### **Composition of our Board of Directors**

Our board of directors currently consists of seven members. Our board of directors has determined that five of our seven directors, Messrs. Allan, Druskin, Kinton, Pattillo and Smith, do not have a relationship that would interfere with the exercise of independent judgment in carrying out the responsibilities of director and that each of these directors is “independent” as that term is defined under the rules of the New York Stock Exchange. There are no family relationships among any of our directors or senior management.

In accordance with our amended and restated articles of association to be in effect immediately prior to the completion of this offering, each of our directors serves for a term of one year and retires from office at every annual general meeting of shareholders. If at any such meeting the place of a retiring director is not filled, the retiring director shall, if willing to act, be deemed to have been reelected. If it is resolved not to fill such vacated office, or a motion for the re-election of such director shall have been put to the meeting and lost, the director shall not be re-elected unless this would result in the number of directors falling below the minimum number of directors required. See “Description of Share Capital and Articles of Association—Articles of Association—Directors—Appointment of Directors.”

#### **Committees of our Board of Directors**

Our board of directors has three standing committees: an audit committee, a remuneration committee and a nomination committee.

##### *Audit Committee*

The audit committee, which consists of Messrs. Allan, Pattillo and Smith, assists the board of directors in overseeing our accounting and financial reporting processes and the audits of our financial statements. Mr. Pattillo serves as chairman of the committee. The audit committee consists exclusively of members of our board of directors who are financially literate, and Mr. Pattillo is considered an “audit committee financial expert” as defined by applicable SEC rules. Our board of directors has determined that all of the members of the audit committee satisfy the “independence” requirements set forth in Rule 10A-3 under the Exchange Act. The audit committee will be governed by a charter that complies with New York Stock Exchange rules.

The audit committee’s responsibilities include:

- evaluating and making recommendations to the board of directors regarding the appointment, compensation, retention and oversight of any accounting firm engaged for the purpose of preparing or issuing an audit report or performing other audit services;
- approving the audit services and non-audit services to be provided by our independent auditor;
- evaluating the independent auditor’s qualifications, performance and independence, and presenting its conclusions to the full board of directors on at least an annual basis;
- reviewing and discussing with the executive officers, the board of directors and the independent auditor our financial statements and our financial reporting process; and

- approving or ratifying any related person transaction (as defined by applicable rules and regulations) in accordance with our applicable policies.

The audit committee will meet as often as one or more members of the audit committee deem necessary, but in any event will meet at least four times per year. The audit committee will meet at least once per year with our independent accountant, without our senior management being present.

#### ***Remuneration Committee***

The remuneration committee, which, upon the completion of this offering, will consist of Messrs. Allan, Kinton and Smith, assists the board of directors in determining senior management compensation. Mr. Kinton serves as chairman of the committee. Under SEC and New York Stock Exchange rules, there are heightened independence standards for members of the remuneration committee, including a prohibition against the receipt of any compensation from us other than standard board member fees. Although foreign private issuers are not required to meet this heightened standard, as of the date of this prospectus, all of our remuneration committee members following the completion of this offering meet this heightened standard.

The remuneration committee's responsibilities include:

- approving, modifying and overseeing our overall compensation strategy and policies;
- reviewing and recommending to the board of directors for approval the type and amount of compensation to be paid or awarded to the members of our board of directors;
- sole responsibility for the appointment, selection, retention, termination and oversight of any compensation consultants and other advisors retained by the compensation committee;
- reviewing, evaluating and approving all compensatory agreements and arrangements, elements of compensation, and performance goals and objectives related to compensation of our senior management, including our chief executive officer;
- reviewing and approving the goals and objectives of our senior management, including our chief executive officer, and evaluating their performance in light of relevant performance goals and objectives;
- having the full power and authority of our board of directors to adopt, amend, terminate and administer our equity awards, pension, and profit sharing plans, bonus plans, benefit plans and similar programs;
- periodically reviewing with our chief executive officer the succession plans for our executive officers and making recommendations to our board of directors with respect to the selection of appropriate individuals to succeed to these positions; and
- reviewing and assessing risks arising from our compensation policies and practices.

#### ***Nominating and Corporate Governance Committee***

The nominating and corporate governance committee, which consists of Messrs. Allan, Kinton and Smith, assists our board of directors in identifying individuals qualified to become members of our board of directors consistent with criteria established by our board of directors and in developing our corporate governance principles. Mr. Smith serves as chairman of the committee.

The nominating and corporate governance committee's responsibilities include:

- identifying and evaluating candidates to serve on our board of directors, including nomination of incumbent directors for reelection;
- reviewing and evaluating the size and composition of our board of directors;
- recommending nominees for election to our board of directors and its corresponding committees;

- overseeing the evaluation and periodically reviewing the performance of the board of directors and management, including committees of the board of directors, and reporting the results of such assessment to the board of directors; and
- assisting the board of directors in overseeing our corporate governance functions, including developing, updating and recommending to the board of directors corporate governance principles.

#### **Code of Business Conduct and Ethics**

In connection with this offering, we intend to adopt an amended and restated Code of Business Conduct and Ethics that covers a broad range of matters including the handling of conflicts of interest, compliance issues, and other corporate policies such as equal opportunity and non-discrimination standards.

#### **Compensation of Executive Officers and Directors**

For the fiscal year ended June 30, 2017, the aggregate compensation accrued or paid to the members of our board of directors and our executive officers for services in all capacities was £1.7 million. We do not set aside or accrue amounts to provide pension, retirement or similar benefits to members of our board of directors or executive officers.

#### ***Executive Service Agreements***

We engage executive officers using standard terms as set out in our executive service agreement. This agreement entitles the executive officer to receive an annual base salary, which is inclusive of any director's fees payable to the executive officer. This agreement also entitles the executive officer to participate in a bonus scheme, the amount of any such bonus to be determined at the remuneration committee's sole discretion. We also contribute a certain percentage of the executive officer's basic salary to a group personal pension scheme. The executive officer is entitled to a number of additional benefits, including death in service life insurance, private health insurance, permanent health insurance and a car allowance.

This agreement may be terminated by either party giving the other either three or six months' notice in writing. We reserve the right to place the executive officer on garden leave at any time after notice has been given by either party, and to pay in lieu of notice. We may terminate the agreement without notice or payment in lieu of notice in certain circumstances as a result of the executive officer's behavior or conduct, including for example, repeated breach of the service agreement after warning from us, dishonesty, gross misconduct or willful neglect in the discharge of their duties under the service agreement. On termination of this agreement, the executive officer is required to resign from our board of directors.

This agreement contains standard intellectual property and confidentiality provisions, which survive termination. This agreement also contains a power of attorney by which the executive officer appoints each of our directors as attorney with authority to execute documents in relation to the assignment of intellectual property rights, and execute documents to make the executive officer's resignation from our board of directors effective.

This agreement contains a 12-month non-poach restrictive covenant and a 12-month non-solicitation restrictive covenant, which may be reduced by any time spent on garden leave.

We intend to enter into new executive service agreements with our executive officers prior to the completion of this offering.

#### ***Non-Executive Director Service Agreements***

We engage independent directors using standard terms as set out in our template letter of appointment. Independent directors are engaged from the commencement date of the letter of appointment for an initial term, until the conclusion of our annual general meeting occurring approximately one to three years from the commencement date. Under the service agreements, our independent directors are entitled to receive an annual fee of £55,000, for Messrs. Allan and Kinton, £60,000, for Mr. Smith, and \$70,000, for Messrs. Druskin and Pattillo, in each case inclusive of fees payable for all duties. On the commencement of their appointment, the independent directors are generally also entitled to receive options or conditional shares in the company. Following termination of their appointment, independent directors

are subject to a 36-month non-competition restrictive covenant, a 36-month non-poach restrictive covenant and a 36-month non-solicitation restrictive covenant.

#### ***Endava Executive Bonus Scheme***

We have implemented the Endava Executive Bonus Scheme that is designed to incentivize higher levels of growth. The Executive Bonus Scheme applies to employees of senior manager grade and above who have not served or been given notice of termination, and is applied pro-rata to those working part-time, on maternity leave or on sick leave. There is no automatic entitlement to the Executive Bonus Scheme, and eligibility is determined each year and determined by reference to profit before tax. At the level of profit where the bonus scheme begins, there will be a £0 cash payment. The bonus cash payment will then increase as the profit before tax increases.

For the fiscal year ended June 30, 2017, the aggregate amounts paid to our executive officers under the Executive Bonus scheme was £0.4 million.

#### **Outstanding Equity Awards, Grants and Option Exercises**

During the fiscal year ended June 30, 2017, we did not award share options or equity incentive awards to our officers and directors. As of June 30, 2017, our executive officers and directors held 207,344 Class A ordinary shares held in trust under our Joint Share Ownership Plan, or the JSOP, 20,000 Class A ordinary shares under our Endava Limited 2015 Long Term Incentive Plan, or the 2015 Plan, and no share options to purchase Class A ordinary shares.

As of March 31, 2018, our executive officers and directors held 237,732 Class A ordinary shares held in trust under the JSOP and 23,750 Class A ordinary shares under the 2015 Plan.

#### **Equity Compensation Arrangements**

We have granted options and equity incentive awards under our (1) Endava Share Option Plan, or the Share Option Plan, (2) the JSOP, (3) the 2015 Plan and (4) Non-Executive Director Long Term Incentive Plan, or the Non-Executive Director Plan. We refer to the Share Option Plan, the JSOP, the 2015 Plan and the Non-Executive Director Plan together as the Plans. We intend to adopt the Endava plc 2018 Equity Incentive Plan, or the 2018 Plan, prior to the completion of this offering. As of March 31, 2018, there were 974,642 Class A ordinary shares available for issuance under the Plans, 940,796 of which are held by the Endava Limited Guernsey Employee Benefit Trust, or the Employee Benefit Trust.

#### ***Endava Share Option Plan***

On May 7, 2014, our board of directors adopted the Share Option Plan and, as a schedule to the Share Option Plan, the Endava Approved Share Option Plan, which is intended to qualify as a “company share option plan” that meets the requirements of Schedule 4 to the Income Tax (Earnings and Pensions) Act 2003, or the CSOP. Options granted under the Share Option Plan have no tax advantages. Options granted under the CSOP are potentially U.K. tax-favored options up to an individual limit of £30,000 calculated by reference to the market value of the shares under option at the date of grant. All of our employees may participate in the Share Option Plan at the discretion of the board of directors. Employees who meet the CSOP legislative requirements may participate in the Share Option Plan at the discretion of the board of directors.

Options granted under the Share Option Plan may have any exercise price, provided that where the exercise of an option is to be satisfied by newly issued shares, the exercise price shall not be less than the nominal value of a share. Options granted under the CSOP must have an exercise price equal to the market value of a share on the date of grant. Options may be granted by the board of directors at any time up to the tenth anniversary of the date of adoption of the Share Option Plan and may not be transferred other than on death to the option holder’s personal representative.

The Share Option Plan replaced the Endava Limited Enterprise Management Incentives Plan, under which we previously granted share option awards to our employees. Following the adoption of the Share Option Plan, we no longer grant awards under the Endava Limited Enterprise Management Incentives Plan.

#### *Awards*

Options are exercisable in whole or in part at the times and subject to the vesting schedule set forth in the option agreement.

If a participant dies, a personal representative of the participant may exercise any option granted by the company to the participant to the extent set out in the option agreement for a period of twelve months from the date of death, after which the option shall lapse. If a participant ceases employment with the company due to ill health, injury, disability, retirement, the sale of the participant's employer company or undertaking out of the company, the participant may exercise any option granted by the company to the extent set out in the option agreement for a period of three months, after which the option shall lapse.

In the event of any increase or variation of the company's share capital or a rights issue, the board of directors may adjust the number of shares subject to an option and/or the exercise price.

#### *Corporate Transactions*

For options granted under the Share Option Plan, if any person obtains control of the company as a result of making a general offer for the whole of the issued ordinary share capital of the company, options may be exercised within 30 days, or such earlier date as the board of directors shall determine, of the change of control or, at the sole discretion of the board of directors, during any period specified by the board of directors ending before the change of control. Alternatively, and with the agreement of the option holder, options may be exchanged for options to acquire shares in the acquiring company.

For options granted under the CSOP, if a person obtains control of the company and in consequence the shares no longer meet the legislative CSOP requirements, options may be exercised no later than 20 days after the change of control. Alternatively, the board of directors may permit the option holders to exercise their options within the period of 20 days prior to the change of control. Alternatively, and with the agreement of the option holder, options may be exchanged for CSOP options over shares in the acquiring company.

If the board of directors considers that a listing of the shares on a stock exchange is likely to occur, the board of directors shall have discretion to permit options to be exercised and to waive any exercise conditions. The board of directors may also require that options may not be exercised until the end of any lock up period or require that some or all of the shares acquired on exercise of these options may not be transferred until the end of any lock up period. Alternatively, the board of directors may require options to continue following a listing of the shares, and the board of directors would have discretion to waive any remaining exercise conditions.

#### *Amendment*

The board of directors may amend the Share Option Plan save that no amendment shall take effect that would materially affect the liability of any option holder or which would materially affect the value of his subsisting option without the prior written consent of the option holder. Subject to restrictions in the CSOP legislation, the board of directors may similarly amend the CSOP.

#### ***Joint Share Ownership Plan***

On June 28, 2011, our board of directors adopted the JSOP. Under the JSOP, our executive directors and employees have the ability to acquire shares jointly with the trustees of the Employee Benefit Trust, which operates in conjunction with the JSOP. The beneficiaries of the Employee Benefit Trust are our employees, including former employees, and directors. The trustee of the Employee Benefit Trust is Equiom (Guernsey) Limited, or the Trustee, which is an independent trustee. Awards under the JSOP are documented in individual JSOP agreements executed as deeds by the relevant participant, the Trustee and the company.

#### *Awards*

Participants in the JSOP hold a restricted beneficial interest in a specified number of shares, or the JSOP Shares. A participant has the right to the future increase in value of those JSOP Shares above an agreed threshold amount. The

Trustee is the legal owner of the JSOP Shares. The Trustee and the participant hold their beneficial interests in the JSOP Shares in specified proportions.

Neither the Trustee nor the participant can transfer their interest in the JSOP Shares without the consent of the other. The JSOP Shares can only be transferred or disposed of or dealt with in accordance with the terms of the JSOP agreement.

The JSOP Shares shall include any other shares or securities that may be acquired in addition to, or in place of, such shares as a result of any variation in the share capital of the company, other than as a result of a rights issue. In the event of a rights issue in respect of the JSOP Shares, the Trustee shall notify the participant and they may agree between themselves in writing that the Trustee shall contribute funds (some or all of which may come from the participant) sufficient to take up the rights and the shares received shall not form part of the JSOP Shares, but shall be held by the Trustee for the Trustee and the participant in proportion to the funds contributed by the Trustee and the participant to fund the take up of the rights. In the absence of such agreement, the Trustee shall sell sufficient of the rights (nil paid) to fund the exercise of the balance of the rights.

The participant and the Trustee may agree between themselves how to exercise votes attaching to the JSOP Shares.

Dividends on JSOP Shares are paid and belong to the Trustee unless the Trustee agrees with the company to waive such dividends.

#### *Corporate Transactions*

Certain events terminate the joint ownership arrangement with the Trustee, including (a) a sale of the company; (b) following a listing on a recognized stock exchange, such as this offering, when the participant gives a specific notice to the Trustee and the company in respect of the JSOP Shares; (c) the expiry of 25 years from the date of the applicable trust deed; and (d) the participant leaving employment with the company when the market value of the JSOP Shares is less than the threshold amount. We refer to these events as "Trigger Events."

On the date of a Trigger Event, the Trustee has an option to acquire the beneficial interest belonging to the participant. If the Trustee exercises this option, the Trustee will then either transfer shares of a value equal or pay cash to the participant in an amount equal to the value of the option, calculated according to the terms of the JSOP. On and from the date of any Trigger Event, and if and for so long as the Trustee has not exercised the option referred to above, the Trustee will use reasonable endeavors to sell the JSOP Shares and distribute the net proceeds of sale between the Trustee and the participant in the proportions calculated according to the terms of the JSOP.

#### *Amendment*

The board of directors, with the consent of the Trustee, may make certain amendments to the JSOP agreement that it considers necessary or appropriate to benefit the administration of the JSOP, to take account of a change in legislation or regulatory law or relevant accounting practice or principles or to obtain or maintain favourable tax, exchange control or regulatory treatment for the participant, the Trustee or any member of the company.

No alteration may be made that would materially increase the liability of the participant, the Trustee or the company or materially increase or decrease the value of the JSOP Shares, without the approval of the person concerned.

#### *Endava Limited 2015 Long Term Incentive Plan*

On June 30, 2015, our board of directors adopted the 2015 Plan. Awards under the 2015 Plan may be in the form of a conditional right to acquire shares at no cost to the participant, or a Conditional Share Award, or an option to acquire shares with an exercise price which may be zero.

The aggregate number of shares over which 2015 Plan awards can be made is limited to such amounts as agreed by shareholders from time to time. The aggregate number of shares approved by shareholders as at the date of adoption of the 2015 Plan was 200,000.

Employees of the company may participate in the 2015 Plan at the discretion of the board of directors. 2015 Plan awards may be granted by the board of directors up to the tenth anniversary of adoption of the 2015 Plan or until the date of a listing of the shares and are not capable of transfer other than on death to the employee's personal representative.

#### *Awards*

Awards under the 2015 Plan are expressed to "bank" (meaning a 2015 Plan award has become eligible to "vest"). "Vest" means an option can be exercised or, for a Conditional Share Award, shares will be transferred. Vesting occurs on or after an "Exit Event," which includes a sale of all of the shares or all or substantially all of the assets of the company or a listing of the shares on a stock exchange, such as this offering. The board of directors also has power to declare that an Exit Event has occurred such that all of a banked 2015 Plan award, or such proportion as the board of directors shall determine, may vest immediately or on a specified future date, subject to such further conditions as the board of directors may require which may include that an option may lapse if not exercised within a specified period.

Unless otherwise specified by the board of directors at the date 2015 Plan awards are made, 2015 Plan awards bank in five equal tranches based on the satisfaction of performance targets for each financial year, including threshold and target achievement levels.

Between threshold and target achievement levels, the proportion of a tranche that banks is calculated on a straight line basis, with fractional shares rounded down to the nearest whole number. The date of banking is the date the board of directors determines the level of achievement of the applicable performance targets, and the board of directors determines threshold and target achievement levels each year.

The board of directors, in its absolute discretion, may determine that all unbanked 2015 Plan awards bank in full or in part immediately or on a specified future date, subject to such further conditions as the board of directors shall reasonably require.

Upon a variation in the share capital of the company, the number and description of shares subject to 2015 Plan awards and any award/exercise price will be adjusted proportionately.

If the holder of a 2015 Plan award ceases employment with the company, no further banking of his 2015 Plan award will occur and the award will lapse, except that upon death or where the individual is a "Good Leaver," only his unbanked 2015 Plan award would lapse, and his banked awards would vest and be exercisable during the period of six months after the date of cessation of employment or six months after the date of leaving (if later), or during the period of 12 months on death. "Good Leaver" is defined to include cessation of employment by reason of injury, ill health, disability, retirement, his employing company or undertaking being sold out of the company or cessation of employment in any other circumstances if the board of directors so decides.

#### *Corporate Transactions*

Where the Exit Event is a sale of the company, the board of directors may at its discretion determine that all or a proportion of unbanked 2015 Plan awards will bank. Banked 2015 Plan awards will vest on the date of the change of control and the board of directors may impose a condition that any proceeds of disposal of the shares shall be subject to deferral on such terms as are intended to be consistent with the vesting schedule specified in the 2015 Plan award certificate. An option that vests in these circumstances may be exercised within 30 days of the change of control or such longer period as determined by the board of directors and shall lapse at the end of such period unless the board of directors determines otherwise.

The board of directors has power to net settle 2015 Plan awards and 2015 Plan awards may be exchanged for equivalent awards over shares in an acquiring company.

#### *Amendment*

The board of directors has power to amend the 2015 Plan, including to adopt sub-plans for the benefit of employees located outside the United Kingdom. Without the prior approval of the company at a general meeting, an amendment may not be made for the benefit of existing or future 2015 Plan award holders relating to the limit on the aggregate number of shares over which 2015 Plan awards may be made or to the 2015 Plan provision regarding amendments.



### *Non-Executive Director Plan*

On June 21, 2017, our board of directors adopted the Non-Executive Director Plan. The aggregate number of shares over which Non-Executive Director Plan awards can be made is limited to such amounts as agreed by shareholders from time to time.

The Non-Executive Director Plan is similar to the 2015 Plan described above, except that only non-executive directors of the company may participate, and references to employment are replaced with references to continuous service as a non-executive director of the company.

#### *Awards*

Unless otherwise specified by the board of directors at the date Non-Executive Director Plan awards are made, the Non-Executive Director Plan award certificate will provide that Non-Executive Director Plan awards will bank in three equal tranches based on continuous service on the anniversaries of the date of award. Unless otherwise specified by the board of directors at the date the Non-Executive Director Plan awards are made, Non-Executive Director Plan awards will vest as follows:

<b>Date</b>	<b>Level of vesting</b>	
Date of Exit Event	Banked award x 50%	(A)
1 <sup>st</sup> anniversary of Exit Event	(Cumulative banked awards x 100%) – A	(B)

If the first anniversary of the Exit Event occurs prior to the date the Non-Executive Director Plan award will become banked, the Non-Executive Director Plan award will continue to bank in accordance with the Non-Executive Director Plan rules, and banked Non-Executive Director Plan awards not previously vested will vest on the date of banking. Cumulative banked Non-Executive Director Plan awards will take account of all Non-Executive Director Plan awards banked on or before the relevant vesting date.

### *Endava plc 2018 Equity Incentive Plan*

The 2018 Plan, which will be adopted prior to the completion of this offering, allows for the grant of equity-based incentive awards to our employees and directors, who are also our employees. The material terms of the 2018 Plan are summarized below:

#### *Eligibility and Administration*

Our employees and directors, who are also our employees, and employees and consultants of our subsidiaries, referred to as service providers are eligible to receive awards under the 2018 Plan. The 2018 Plan is administered by our board of directors, which may delegate its duties and responsibilities to one or more committees of our directors and/or officers (referred to as the plan administrator below), subject to certain limitations imposed under the 2018 Plan, and other applicable laws and stock exchange rules. The plan administrator has the authority to take all actions and make all determinations under the 2018 Plan, to interpret the 2018 Plan and award agreements and to adopt, amend and repeal rules for the administration of the 2018 Plan as it deems advisable. The plan administrator also has the authority to determine which eligible service providers receive awards, grant awards, set the terms and conditions of all awards under the 2018 Plan, including any vesting and vesting acceleration provisions, subject to the conditions and limitations in the 2018 Plan.

#### *Shares Available for Awards*

The maximum number of Class A ordinary shares that may be issued under our 2018 Plan as of the date of this prospectus is \_\_\_\_\_, which includes \_\_\_\_\_ Class A ordinary shares reserved for issuance under our 2018 Non-Employee Sub-Plan described below. No more than \_\_\_\_\_ Class A ordinary shares may be issued under the 2018 Plan upon the exercise of incentive share options. In addition, the number of Class A ordinary shares reserved for issuance under our 2018 Plan will automatically increase on January 1 of each year, commencing on January 1, 2019 and ending on (and including) January 1, 2028, in an amount equal to 2% of the total number of shares outstanding on December

31 of the preceding calendar year. Our board may act prior to January 1 of a given year to provide that there will be no increase for such year or that the increase for such year will be a lesser number of Class A ordinary shares. Class A ordinary shares issued under the 2018 Plan may be authorized but unissued shares, shares purchased on the open market or treasury shares.

If an award under the 2018 Plan, including the 2018 Non-Employee Sub-Plan, expires, lapses or is terminated, exchanged for cash, surrendered, repurchased, canceled without having been fully exercised or forfeited, any unused shares subject to the award will, as applicable, become or again be available for new grants under the 2018 Plan. Awards granted under the 2018 Plan in substitution for any options or other equity or equity-based awards granted by an entity before the entity's merger or consolidation with us or our acquisition of the entity's property or stock will not reduce the number of Class A ordinary shares available for grant under the 2018 Plan, but will count against the maximum number of Class A ordinary shares that may be issued upon the exercise of incentive options.

#### *Awards*

The 2018 Plan provides for the grant of options, share appreciation rights, or SARs, restricted shares, restricted share units, or RSUs, performance restricted share units, or PSUs, and other share-based awards. All awards under the 2018 Plan will be set forth in award agreements, which will detail the terms and conditions of awards, including any applicable vesting and payment terms, change of control provisions and post-termination exercise limitations. A brief description of each award type follows.

*Options and SARs* . Options provide for the purchase of our Class A ordinary shares in the future at an exercise price set on the grant date. SARs entitle their holder, upon exercise, to receive from us an amount equal to the appreciation of the shares subject to the award between the grant date and the exercise date. The plan administrator will determine the number of shares covered by each option and SAR, the exercise price of each option and SAR and the conditions and limitations applicable to the exercise of each option and SAR.

*Restricted Shares, RSUs and PSUs* . Restricted shares are an award of nontransferable Class A ordinary shares that remain forfeitable unless and until specified conditions are met and which may be subject to a purchase price. RSUs and PSUs are contractual promises to deliver our Class A ordinary shares in the future, which may also remain forfeitable unless and until specified conditions are met. The plan administrator may provide that the delivery of the shares underlying RSUs will be deferred on a mandatory basis or at the election of the participant. The terms and conditions applicable to restricted shares, RSUs and PSUs will be determined by the plan administrator, subject to the conditions and limitations contained in the 2018 Plan.

*Other Share-Based Awards* . Other share-based awards are awards of fully vested Class A ordinary shares and other awards valued wholly or partially by referring to, or otherwise based on, our Class A ordinary shares or other property. Other share-based awards may be granted to participants and may also be available as a payment form in the settlement of other awards, as standalone payments and as payment in lieu of compensation to which a participant is otherwise entitled. The plan administrator will determine the terms and conditions of other share-based awards, which may include any purchase price, performance goal, transfer restrictions and vesting conditions.

#### *Performance Criteria*

The plan administrator may select performance criteria for an award to establish performance goals for a performance period.

#### *Certain Transactions*

In connection with certain corporate transactions and events affecting our ordinary shares, including a change of control, another similar corporate transaction or event, another unusual or nonrecurring transaction or event affecting us or our financial statements or a change in any applicable laws or accounting principles, the plan administrator has broad discretion to take action under the 2018 Plan to prevent the dilution or enlargement of intended benefits, facilitate the transaction or event or give effect to the change in applicable laws or accounting principles. This includes canceling awards for cash or property, accelerating the vesting of awards, providing for the assumption or substitution of awards by a successor entity, adjusting the number and type of shares subject to outstanding awards and/or with respect to

which awards may be granted under the 2018 Plan and replacing or terminating awards under the 2018 Plan. In addition, in the event of certain non-reciprocal transactions with our shareholders, the plan administrator will make equitable adjustments to the 2018 Plan and outstanding awards as it deems appropriate to reflect the transaction.

#### *Plan Amendment and Termination*

Our board of directors may amend or terminate the 2018 Plan at any time; however, no amendment, other than an amendment that increases the number of shares available under the 2018 Plan, may materially and adversely affect an award outstanding under the 2018 Plan without the consent of the affected participant and shareholder approval will be obtained for any amendment to the extent necessary to comply with applicable laws. Further, the plan administrator cannot, without the approval of our shareholders, amend any outstanding option or SAR to reduce its price per share or cancel any outstanding option or SAR in exchange for cash or another award under the 2018 Plan with an exercise price per share that is less than the exercise price per share of the original option or SAR. The 2018 Plan will remain in effect until the tenth anniversary of its effective date unless earlier terminated by our board of directors. No awards may be granted under the 2018 Plan after its termination.

#### *Transferability and Participant Payments*

Except as the plan administrator may determine or provide in an award agreement, awards under the 2018 Plan are generally non-transferrable, except by will or the laws of descent and distribution, or, subject to the plan administrator's consent, pursuant to a domestic relations order, and are generally exercisable only by the participant. With regard to tax withholding obligations arising in connection with awards under the 2018 Plan, and exercise price obligations arising in connection with the exercise of options under the 2018 Plan, the plan administrator may, in its discretion, accept cash, wire transfer or cheque, our ordinary shares that meet specified conditions, a promissory note, a "market sell order," such other consideration as the plan administrator deems suitable or any combination of the foregoing.

#### *Non-U.S. Participants*

The plan administrator may modify awards granted to participants who are non-U.S. nationals or employed outside the United States or establish sub-plans or procedures to address differences in laws, rules, regulations or customs of such foreign jurisdictions with respect to tax, securities, currency, employee benefit or other matters.

#### *2018 Non-Employee Sub Plan*

The 2018 Non-Employee Sub Plan will govern equity awards granted to our non-executive directors, consultants, advisers and other non-employee service providers. The 2018 Non-Employee Sub Plan will be adopted under the 2018 Plan and provides for awards to be made on identical terms to awards made under our 2018 Plan.

#### ***Endava plc 2018 Sharesave Plan***

The 2018 Sharesave Plan, which will be adopted prior to the completion of this offering, is a U.K. tax advantaged share option plan and is intended to comply with the requirements of Schedule 3 to the Income Tax (Earnings and Pensions) Act 2003, or Schedule 3. The 2018 Sharesave Plan may be extended to award similar benefits to employees outside the U.K. The material terms of the 2018 Sharesave Plan are summarized below:

#### *Shares available for options*

The maximum number of Class A ordinary shares that may be issued under our 2018 Sharesave Plan as of the date of this prospectus is Class A ordinary shares, which includes Class A ordinary shares reserved for issuance under any overseas plan described below. In addition, the number of Class A ordinary shares reserved for issuance under our 2018 Sharesave Plan will automatically increase on January 1 of each year, commencing on January 1, 2019 and ending on (and including) January 1, 2028, in an amount equal to 2% of the total number of shares outstanding on December 31 of the preceding calendar year. Our board of directors may act prior to January 1 of a given year to provide that there will be no increase for such year or that the increase for such year will be a lesser number of Class A ordinary shares.

### *Eligibility and participation*

The 2018 Sharesave Plan provides that our employees and full-time directors who are U.K. resident taxpayers are eligible to participate. The board of directors may at its discretion extend participation under the 2018 Sharesave Plan to other employees and directors who do not meet these requirements. The 2018 Sharesave Plan provides that the board may require employees to have completed a qualifying period of employment (of up to five years) before they may apply for the grant of an option to purchase Class A ordinary shares.

Participation in the 2018 Sharesave Plan requires employees to agree to make regular monthly contributions to an approved savings contract of three or five years (or such other period permitted by the governing legislation). Subject to the following limits, the board of directors will determine the maximum amount that an employee may contribute under a savings contract linked to options to purchase Class A ordinary shares granted under the 2018 Sharesave Plan. Monthly savings by an employee under the 2018 Sharesave Plan and all savings contracts linked to options granted under any Schedule 3 tax-advantaged scheme may not exceed the statutory maximum (currently £500 per month in aggregate). The number of Class A ordinary shares over which an option is granted will be such that the total option price payable for these shares will normally correspond to the proceeds on maturity of the related savings contract.

No options to purchase Class A ordinary shares may be granted under the 2018 Sharesave Plan more than 10 years after the 2018 Sharesave Plan has been approved by shareholders.

The option price per Class A ordinary share under the 2018 Sharesave Plan will be the market value of a Class A ordinary share when options to purchase Class A ordinary shares are granted under the 2018 Sharesave Plan less a discount of up to 20%, or such other maximum discount permitted under the governing legislation.

### *Exercise and lapse of options*

Options granted under the 2018 Sharesave Plan will normally be exercisable for a six-month period from the end of the relevant three or five year savings contract. Any options not exercised within the relevant exercise period will lapse.

An option may be exercised before the end of the relevant savings period, for a limited period, on the death of a participant or on his or her ceasing to hold office or employment with Endava by reason of injury, disability, redundancy, retirement, the sale or transfer out of the group of his or her employing company or business, their employer ceasing to be an associated company or for any other reason (provided in such case the option was granted more than three years previously).

Options are not assignable or transferrable.

### *Certain transactions*

Rights to exercise options early for a limited period also arise if another company acquires control of Endava as a result of a takeover or upon a scheme of arrangement or becomes bound or entitled to acquire shares under the compulsory acquisition provisions. An option may be exchanged for an option over shares in the acquiring company if the participant so wishes and the acquiring company agrees.

In the event of any variation in our share capital, the board of directors may make such adjustment as it considers appropriate to the number of Class A ordinary shares under option and/or the price payable on the exercise of an option.

### *2018 Sharesave Plan amendment*

Our board of directors may, at any time, amend the provisions of the 2018 Sharesave Plan in any respect, provided that the prior approval of shareholders is obtained for any amendments that are to the material disadvantage of participants in respect of the rules governing eligibility, limits on participation, the overall limits on the issue of shares or the transfer of treasury shares, the basis for determining a participant's entitlement to, and the terms of, the shares to be acquired and the adjustment of options.

### *Overseas plans*

Our board of directors may at any time and without further formality establish further plans or schedules to the 2018 Sharesave Plan in overseas territories, any such plan or schedule to be similar to the 2018 Sharesave Plan but modified to take account of local tax, exchange control or securities laws, regulation or practice. Class A ordinary shares made available under any such plan or schedule will count against the limit on the number of new Class A ordinary shares that may be issued under the 2018 Sharesave Plan.

### **Insurance and Indemnification**

To the extent permitted by the Companies Act, we are empowered to indemnify our directors against any liability they incur by reason of their directorship. We maintain directors' and officers' insurance to insure such persons against certain liabilities. We expect to enter into a deed of indemnity with each of our directors and executive officers prior to the completion of this offering.

Insofar as indemnification of liabilities arising under the Securities Act may be permitted to our board of directors, executive officers, or persons controlling us pursuant to the foregoing provisions, we have been informed that, in the opinion of the SEC, such indemnification is against public policy as expressed in the Securities Act and is therefore unenforceable.

## CERTAIN RELATIONSHIPS AND RELATED PARTY TRANSACTIONS

The following is a summary of transactions since July 1, 2015 to which we have been a participant in which the amount involved exceeded or will exceed \$120,000, and in which any of our then directors, executive officers or holders of more than 5% of any class of our voting securities at the time of such transaction, or any members of their immediate family, had or will have a direct or indirect material interest.

### Transactions with the Endava Limited Guernsey Employee Benefit Trust

On June 28, 2011, we established the Employee Benefit Trust to operate in conjunction with our JSOP and other incentive arrangements. The beneficiaries of the Employee Benefit Trust are our employees, including former employees, and directors. The Trustee is an independent trustee. See “Management—Equity Compensation Arrangements—Joint Share Ownership Plan.”

As of March 31, 2018, the Employee Benefit Trust held 940,796 of our Class A ordinary shares. The Employee Benefit Trust acquires Class A ordinary shares to be held by the Trustee and the applicable beneficiary of the Employee Benefit Trust together as tenants in common pursuant to a trust deed. In connection with each acquisition, the applicable beneficiary pays a per share price to the Trustee in cash.

The following table summarizes the participation in the foregoing transactions by our directors, executive officers and holders of more than 5% of any class of our share capital as of the date of such transactions:

Participant	Date	Number of Class A Ordinary Shares	Per Share Purchase Price	Aggregate Purchase Price
Michael James Kinton	June 5, 2017	10,000	£ 17.69	£ 176,900
Michael James Kinton	September 18, 2016	30,000	£ 17.69	£ 530,700
Michael James Kinton	June 24, 2015	20,000	£ 8.21	£ 164,200
Alex Day	June 24, 2015	1,400	£ 8.21	£ 11,494

### Share Option Grants and Equity Incentive Awards to Directors and Executive Officers

We have granted share options and equity incentive awards to certain of our directors and executive officers. For more information regarding the share options and awards granted to our directors and named executive officers see “Management—Equity Compensation Arrangements.”

### Indemnity Agreements

We intend to enter into deeds of indemnity with each of our directors in connection with this offering. See “Management—Insurance and Indemnification.”

### Related Person Transaction Policy

Following the completion of this offering, the audit committee will have the primary responsibility for reviewing and approving or disapproving related party transactions, which are transactions between us and related persons in which we or a related person has or will have a direct or indirect material interest. For purposes of this policy, a related person will be defined as a director, executive officer, nominee for director or greater than 5% beneficial owner of our ordinary shares, in each case since the beginning of the most recently completed year, and their immediate family members. Our audit committee charter will provide that the audit committee shall review and approve or disapprove any related party transactions.

## PRINCIPAL AND SELLING SHAREHOLDERS

The following table sets forth the beneficial ownership of our shares as of March 31, 2018, as adjusted to reflect the sale of ADSs offered by us in this offering, for:

- each person, or group of affiliated persons, who is known by us to beneficially own 5% or more of our Class A ordinary shares;
- each person, or group of affiliated persons, who is known by us to beneficially own 5% or more of our Class B ordinary shares;
- each person, or group of affiliated persons, who is known by us to beneficially own 5% or more of our Class C ordinary shares;
- each person, or group of affiliated persons, who is known by us to beneficially own 5% or more of our Class A ordinary shares, Class B ordinary shares and Class C ordinary shares in the aggregate;
- each of our executive officers;
- each of our directors;
- each selling shareholder; and
- all of our executive officers and directors as a group.

The percentage ownership information shown in the table prior to this offering is based upon \_\_\_\_\_ Class A ordinary shares, \_\_\_\_\_ Class B ordinary shares and \_\_\_\_\_ Class C ordinary shares outstanding as of March 31, 2018. The percentage ownership information shown in the table after this offering assumes our sale of \_\_\_\_\_ ADSs, representing an equal number of Class A ordinary shares, in this offering.

We have determined beneficial ownership in accordance with the rules of the SEC. These rules generally attribute beneficial ownership of securities to persons who possess sole or shared voting power or investment power with respect to those securities. In addition, the rules include ordinary shares issuable pursuant to the exercise of share options or warrants that are either immediately exercisable or exercisable on or before May 30, 2018, which is 60 days after March 31, 2018. These shares are deemed to be outstanding and beneficially owned by the person holding those options or warrants for the purpose of computing the percentage ownership of that person, but they are not treated as outstanding for the purpose of computing the percentage ownership of any other person. The information contained in the following table is not necessarily indicative of beneficial ownership for any other purpose, and the inclusion of any shares in the table does not constitute an admission of beneficial ownership of those shares. Unless otherwise indicated, the persons or entities identified in this table have sole voting and investment power with respect to all shares shown as beneficially owned by them, subject to applicable community property laws.

Except as otherwise noted below, the address for persons listed in the table is c/o Endava Limited, 125 Old Broad Street, London EC2N 1AR, United Kingdom.

Name of Beneficial Owner	Class A Ordinary Shares Beneficially Owned Before the Offering		Class B Ordinary Shares Beneficially Owned Before the Offering		Class C Ordinary Shares Beneficially Owned Before the Offering		Class A Ordinary Shares Being Sold in This Offering if Underwriters' Option is not Exercised		Class A Ordinary Shares Beneficially Owned Following the Offering if Underwriters' Option is not Exercised		Class A Ordinary Shares Being Sold in This Offering if Underwriters' Option is Exercised in Full		Class A Ordinary Shares Beneficially Owned Following the Offering if Underwriters' Option is Exercised in Full		Class B Ordinary Shares Beneficially Owned Following the Offering		Class C Ordinary Shares Beneficially Owned Following the Offering		Total Voting Power Following this Offering if the Underwriters' Option is not Exercised †	Total Voting Power Following this Offering if the Underwriters' Option is Exercised in Full †	
	Shares	%	Shares	%	Shares	%	Shares	%	Shares	%	Shares	%	Shares	%	Shares	%	Shares	%	Shares	%	%
<b>5% and Selling Shareholders:</b>																					
Employee Benefit Trust (1)																					
Alex Day (2)																					
David Heron (3)																					
<b>Named Executive Officers and Directors:</b>																					
John Cotterell (4)																					
Mark Thurston (5)																					
Rob Machin (6)																					
Julian Bull (7)																					
Andrew Allan (8)																					
Ben Druskin (9)																					
Michael Kinton (10)																					
David Pattillo (11)																					
Trevor Smith (12)																					
All current executive officers and directors as a group (9 persons) (13)																					

\* Represents beneficial ownership of less than 1%.

† Represents the voting power with respect to all of our Class A ordinary shares, Class B ordinary shares and Class C ordinary shares, voting as a single class. Each Class A ordinary share and each Class C ordinary share is entitled to one vote per share and each Class B ordinary share is entitled to ten votes per share. The Class A ordinary shares, Class B ordinary shares and Class C ordinary share will vote together on all matters (including the election of directors) submitted to a vote of shareholders.

- (1) Consists of Class A ordinary shares held in trust on behalf of participants in the JSOP and ordinary shares held in trust on behalf of participants in our 2015 Plan. The Employee Benefit Trust has joint ownership interest and certain voting rights with respect to these shares. The principal business address of the Employee Benefit Trust is Equiom (Guernsey) Limited, PO Box 175, Frances House, Sir William Place, St Peter Port, Guernsey, GY1 4HQ. As of March 31, 2015, the Employee Benefit Trust held % of our ordinary shares.
- (2) Consists of (1) Class B ordinary shares held directly by Mr. Day and (2) JSOP. Class A ordinary shares held in trust by the Employee Benefit Trust pursuant to the JSOP.
- (3) Consists of Class B ordinary shares held directly by Mr. Heron.
- (4) Consists of (1) Class B ordinary shares held directly by Mr. Cotterell, (2) (3) Class B ordinary shares held in a trust of which Mr. Cotterell is a trustee. Class A ordinary shares held in trust by the Employee Benefit Trust pursuant to the JSOP and
- (5) Consists of (1) Class B ordinary shares held directly by Mr. Thurston and (2) Plan. Class A ordinary shares held in trust by the Employee Benefit Trust pursuant to the 2015
- (6) Consists of (1) Class B ordinary shares held directly by Mr. Machin and (2) JSOP. Class A ordinary shares held in trust by the Employee Benefit Trust pursuant to the
- (7) Consists of (1) Class B ordinary shares held directly by Mr. Bull and (2) JSOP. Class A ordinary shares held in trust by the Employee Benefit Trust pursuant to the



- (8) Consists of (1) Class B ordinary shares held directly by Mr. Allen, (2) Class A ordinary shares held in trust by the Employee Benefit Trust and (3) Class A ordinary shares issuable under the 2015 Plan.
- (9) Consists of (1) Class B ordinary shares held directly by Mr. Druskin and (2) Class A ordinary shares issuable under the 2015 Plan.
- (10) Consists of (1) Class B ordinary shares held directly by Mr. Kinton, (2) Class A ordinary shares held in trust by the Employee Benefit Trust pursuant to the JSOP and (3) Class A ordinary shares issuable under the 2015 Plan.
- (11) Consists of (1) Class B ordinary shares held directly by Mr. Pattillo and (2) Class A ordinary shares issuable under the 2015 Plan.
- (12) Consists of (1) Class B ordinary shares held directly by Mr. Smith, (2) Class A ordinary shares held in trust by the Employee Benefit Trust pursuant to the JSOP and (3) Class A ordinary shares issuable under the 2015 Plan.
- (13) Includes (1) Class A ordinary shares held in trust by Equiom pursuant to the JSOP, (2) Class A ordinary shares held in trust by the Employee Benefit Trust pursuant to the LTIP and (3) Class A ordinary shares issuable under the 2015 Plan.

We are not aware of any arrangement that may, at a subsequent date, result in a change of control of our company.

As of March 31, 2018, approximately % of our outstanding shares were held by record holders in the United States.

Except as set forth above, no selling shareholder, nor any person or entity having control over any selling shareholder, currently has, nor in the past three years has had, any material relationship with our company, including, without limitation, holding any position or office with our company.

## DESCRIPTION OF SHARE CAPITAL AND ARTICLES OF ASSOCIATION

*The following describes our issued share capital, summarizes the material provisions of our articles of association and highlights certain differences in corporate law in the United Kingdom and the United States. Please note that this summary is not intended to be exhaustive. For further information, please refer to the full version of our articles of association, which are included as an exhibit to the registration statement of which this prospectus is a part.*

### General

We are a private company with limited liability incorporated pursuant to the laws of England and Wales in February 2006 as the holding company for the Endava group. Pursuant to the terms of a corporate reorganization to be effected prior to the completion of this offering, all of our shareholders will be required to elect to exchange each of the existing ordinary shares in the capital of Endava Limited held by them for the same number of Class B ordinary shares or Class C ordinary shares; provided, that the Endava Limited Guernsey Employee Benefit Trust will exchange all existing ordinary shares held by it for the same number of Class A ordinary shares. Each Class A ordinary share will be entitled to one vote per share, each Class B ordinary share will be entitled to ten votes per share and each Class C ordinary share will be entitled to one vote per share. See “Corporate Reorganization” for more information.

We are registered with the Registrar of Companies in England and Wales under number 5722669, and our registered office is 125 Old Broad Street, London EC2N 1AR, United Kingdom.

The following description summarizes the most important terms of our share capital, as they are expected to be in effect upon the closing of this offering. We will adopt an amended and restated articles of association in connection with this offering, and this description summarizes the provisions that are included therein. Because it is only a summary, it does not contain all the information that may be important to you. For a complete description of the matters set forth in this section, “Description of Share Capital and Articles of Association,” you should refer to our amended and restated articles of association, which is included as an exhibit to the registration statement of which this prospectus forms a part, and to the applicable provisions of the Companies Act.

Our Class A ordinary shares, Class B ordinary shares and Class C ordinary shares will have the rights and restrictions described in “— Key Provisions in our Articles of Association.”

We are not permitted under English law to hold our own shares unless they are repurchased by us and held in treasury.

### Shareholder Authorities

Certain resolutions are required to be passed by our shareholders prior to the completion of this offering. These include resolutions for:

- The issuance of Class A ordinary shares in connection with this offering, on a non-preemptive basis.
- The adoption of amended and restated articles of association that will become effective upon completion of this offering. See “— Key Provisions in our Articles of Association.”
- The general authorization of our directors for purposes of Section 551 of the Companies Act to issue shares and grant rights to subscribe for or convert any securities into shares up to a maximum aggregate nominal amount of \$                      for a period of five years.
- The empowering of our directors pursuant to Section 570 of the Companies Act to issue equity securities for cash pursuant to the Section 551 authority referred to above as if the statutory preemption rights under Section 561(1) Companies Act did not apply to such allotments.

### Issued Share Capital

As of March 31, 2018, our issued share capital was £                      divided into                      ordinary shares each. The nominal value of each of our shares is £0.10 per share and each issued share is fully paid. Immediately following the redesignation of the outstanding shares into Class A ordinary shares, Class B ordinary shares, Class C ordinary shares

which will occur prior to completion of this offering, our issued share capital will comprise 940,796 Class A ordinary shares, 5,764,525 Class B ordinary shares and 3,255,508 Class C ordinary shares with a nominal value of £ per share, respectively.

### **Key Provisions in our Articles of Association**

The following is a summary of certain key provisions of our articles of association to become effective immediately prior to the completion of this offering.

#### ***Objects and Purposes***

The Companies Act abolished the need for an objects clause and, as such, our objects are unrestricted.

#### ***Shares and Rights Attaching to Them***

##### *General*

Other than the voting rights described herein, all shares have the same rights and rank *pari passu* in all respects. Subject to the provisions of the Companies Act and any other relevant legislation, our shares may be issued with such preferred, deferred or other rights, or such restrictions, whether in relation to dividends, returns of capital, voting or otherwise, as may be determined by ordinary resolution (or, failing any such determination, as the directors may determine). We may also issue shares which are, or are liable to be, redeemed at the option of us or the holder.

##### *Voting Rights*

In accordance with our articles of association, all votes shall take place on a poll at general meetings of shareholders.

The holders of Class A ordinary shares are entitled to vote at general meetings of shareholders. Each Class A ordinary shareholder is entitled to one vote for each Class A ordinary share held.

For so long as any shares are held in a settlement system operated by the Depository Trust Company, all votes shall take place on a poll.

The holders of Class B ordinary shares are entitled to vote at general meetings of shareholders, and have preferential voting rights on a vote taken by way of a poll. Each Class B ordinary shareholder is entitled to ten votes for each Class B ordinary share held.

The holders of Class C ordinary shares are entitled to vote at general meetings of shareholders. Each Class C ordinary shareholder is entitled to one vote for each Class C ordinary share held.

In the case of joint holders of a Class A ordinary share, a Class B ordinary share or a Class C ordinary share, the vote of the joint holder whose name appears first on the register of members in respect of the joint holding shall be accepted to the exclusion of the votes of the other joint holders.

A shareholder is entitled to appoint another person as his proxy (or in the case of a corporation, a corporative representative) to exercise all or any of his rights to attend and to speak and vote at a general meeting.

##### *Share Conversion*

The holders of Class B ordinary shares are entitled to elect (at any time after the fifth anniversary of the completion of this offering) to convert their shares into Class A ordinary shares on a one-for-one basis. The Class B ordinary shares will also automatically convert into Class A ordinary shares if (i) the aggregate number of voting rights attaching to the Class B ordinary shares then in issue represents less than 10% of the total voting rights in the Company or (ii) any Class B ordinary share is transferred to anyone other than a permitted transferee.

The Class C ordinary shares will automatically convert into Class A ordinary shares on the second anniversary of the completion of this offering. The Class C ordinary shares will also automatically convert into Class A ordinary shares upon transfer to anyone other than a permitted transferee.

### *Capital Calls*

Under our articles of association, the liability of our shareholders is limited to the amount, if any, unpaid on the shares held by them.

The directors may from time to time make calls on shareholders in respect of any monies unpaid on their shares, whether in respect of nominal value of the shares or by way of premium. Shareholders are required to pay called amounts on shares subject to receiving at least 14 clear days' notice specifying the time and place for payment. "Clear days" notice means calendar days and excludes the date when the notice was served or deemed to be served and the day for which it is given or on which it is to have effect. If a shareholder fails to pay any part of a call, the directors may serve further notice naming another day not being less than 14 clear days from the date of the further notice requiring payment and stating that in the event of non-payment the shares in respect of which the call was made will be liable to be forfeited. Subsequent forfeiture requires a resolution by the directors.

### *Restrictions on Voting Where Sums Overdue on Shares*

None of our shareholders (whether in person or by proxy or, in the case of a corporate member, by a duly authorized representative) shall (unless the directors otherwise determine) be entitled to vote at any general meeting or at any separate class meeting in respect of any share held by him unless all calls or other sums payable by him in respect of that share have been paid.

### *Dividends*

The directors may pay interim and final dividends in accordance with the respective rights and restrictions attached to any share or class of share, if it appears to them that they are justified by the profits available for distribution.

Unless otherwise provided by the rights attaching to shares, all dividends shall be declared and paid according to the amounts paid up on the shares on which the dividend is paid, and apportioned and paid proportionally to the amounts paid up on the shares during any portion or portions of the period in respect of which the dividend is paid.

Any dividend which has remained unclaimed for 12 years from the date when it became due for payment shall, if the directors resolve, be forfeited and cease to remain owing by us. In addition, we will not be considered a trustee with respect to, or liable to pay interest on, the amount of any unclaimed dividend and any sums unclaimed for 12 months after becoming payable may be invested or otherwise used for our benefit.

We may cease to send any payment in respect of any dividend payable in respect of a share if:

- in respect of at least two consecutive dividends payable on that share the check, warrant or order has been returned undelivered or remains uncashed; or
- in respect of one dividend payable on that share the check, warrant or order has been returned undelivered or remains uncashed and reasonable inquiries have failed to establish any new address.

The directors may offer to shareholders the right to elect to receive, in lieu of a dividend, an allotment of new shares credited as fully paid. The directors may also direct payment of a dividend wholly or partly by the distribution of specific assets.

### *Distribution of Assets on Winding-up*

In the event of our winding-up, liquidation or dissolution, any distribution of assets will be made to the holders of Class A ordinary shares, Class B ordinary shares and any Class C ordinary shares in proportion to the number of shares held by each of them, irrespective of the amount paid or credited as paid on any such share.

### *Variation of Rights*

The rights attached to any class may be varied, either while we are a going concern or during or in contemplation of a winding up (a) in such manner (if any) as may be provided by those rights; (b) in the absence of any such provision, with the consent in writing of the holders of three-quarters in nominal value of the issued shares of that class (excluding

any shares of that class held as treasury shares); or (c) with the authority of a special resolution passed at a separate meeting of the holders of the shares of that class.

#### *Transfer of Shares*

All of our shares are in registered form and may be transferred by an instrument of transfer in any usual or common form or any form acceptable to the directors and permitted by the Companies Act and any other relevant legislation.

The directors may, in their absolute discretion, refuse to register the transfer of a share in certificated form unless: (a) it is fully paid; (b) it is for a share upon which we have no lien; (c) is lodged, duly stamped, at our registered office or at such other place as the directors may appoint and (except in the case of a transfer by a financial institution where a certificate has not been issued in respect of the share) is accompanied by the certificate for the share to which it relates and such other evidence as the directors may reasonably require to show the right of the transferor to make the transfer; (d) is in respect of only one class of share; and (e) is in favor of a single transferee or not more than four joint transferees.

The directors may refuse to register a transfer of a share in uncertificated form in any of the circumstances that are allowed or required by the Uncertificated Securities Regulations 2001 (as amended) or other applicable regulations to register the transfer.

#### *Restrictions on Transfers*

Save under certain circumstances set out in the articles of association, the holders of Class B ordinary shares may not (other than to a permitted transferee):

- transfer any of their Class B ordinary shares during the period of 180 days following the date of this prospectus;
- transfer in excess of 25% of their Class B ordinary shares during the 18-month period following the date of this prospectus;
- transfer in excess of 40% of their Class B ordinary shares during the three-year period following the date of this prospectus; and
- transfer in excess of 60% of their Class B ordinary shares during the five-year period following the date of this prospectus.

The holders of Class C ordinary shares may not transfer their shares during the period of 180 days following the date of this prospectus. Save under certain circumstances set out in the articles of association, the holders of Class C ordinary shares may not transfer in excess of 25% of their Class C ordinary shares during the 18-month period following the date of this prospectus.

#### *Alteration of Capital*

We may, by ordinary resolution, consolidate and divide all or any of our share capital into shares of larger amount than our existing shares; and sub-divide our shares, or any of them, into shares of a smaller amount than our existing shares; and determine that, as between the shares resulting from the sub-division, any of them may have any preference or advantage or be subject to any restriction as compared with the others.

#### *Preemption Rights*

There are no rights of preemption under our articles of association in respect of transfers of issued shares. In certain circumstances, our shareholders may have statutory preemption rights under the Companies Act in respect of the allotment of new shares in our company. These statutory preemption rights, when applicable, would require us to offer new shares for allotment to existing shareholders on a pro rata basis before allotting them to other persons. In such circumstances, the procedure for the exercise of such statutory preemption rights would be set out in the documentation by which such shares would be offered to our shareholders. These statutory preemption rights may be disapplied by a special resolution passed by shareholders in a general meeting or a specific provision in our articles of association. Our

articles of association disapply these statutory preemption rights for a period of five years from this offering and in respect of shares up to an aggregate nominal value of £3,000,000.

#### *Limitation on Owning Securities*

Our articles of association do not restrict in any way the ownership or voting of our shares by non-residents.

#### *Disclosure of Interests in Shares*

If we serve a demand on a person under Section 793 of the Companies Act (which requires a person to disclose an interest in shares), that person will be required to disclose any interest he or she has in our shares. Failure to disclose any interest can result in the following sanctions: suspension of the right to attend or vote (whether in person or by representative or proxy) at any general meeting or at any separate meeting of the holders of any class or to exercise any other right conferred by membership in relation to any such meeting; and where the interest in shares represent at least 0.25% of their class (excluding treasury shares) also the withholding of any dividend payable in respect of those shares and the restriction of the transfer of any shares (subject to certain exceptions).

### **Directors**

#### *Number*

Unless and until our shareholders otherwise determine by ordinary resolution, the number of directors shall not be less than two nor more than 15.

#### *Appointment of Directors*

Both we, by ordinary resolution, and our directors may appoint a person to be a director, either to fill a vacancy or as an additional director, provided that the appointment does not cause the number of directors to exceed any number fixed as the maximum number of directors.

#### *Termination of a Director's Appointment*

We may, by special resolution or ordinary resolution in accordance with Section 312 of the Companies Act, remove a director from office. A director may also be required to resign by all of the other directors, and a person would cease to be a director as the result of certain other circumstances as set out in our articles of association, including resignation, by law and continuous non-attendance at board meetings. Directors are not subject to retirement at a specified age limit under our articles of association.

#### *Borrowing Powers*

Under our directors' general power to manage our business, our directors may exercise all our powers to borrow money, to give indemnities or guarantees and to mortgage or charge our undertaking, property, assets and uncalled capital or parts thereof and to issue debentures and other securities, whether outright or as collateral security for any debt, liability or obligation of ours or of any third party.

#### *Quorum*

The quorum necessary for the transaction of business of the directors may be fixed from time to time by the directors and unless so fixed shall be two directors. A director shall not be counted in the quorum in relation to any resolution on which he or she is not entitled to vote.

Matters arising at a meeting of the board of directors shall be determined by a majority of votes. Where there is an equality of votes, the chairman of our board of directors shall have the casting vote (unless he or she is not entitled to vote on the resolution in question).

#### *Directors' Interests and Restrictions*

Subject to the Companies Act and provided that a director has disclosed to the other directors the nature and extent of any material interest of such director and the other directors have authorized such interest, a director notwithstanding his or her office may:

- (1) be a party to, or otherwise interested in, any transaction or arrangement with us or in which we are otherwise interested
- (2) may be a director or other officer of, or be employed by, or hold any position with, or be a party to any transaction or arrangement with, or otherwise interested in, any entity in which we are interested;
- (3) act by himself or through his firm in a professional capacity for us (except as an auditor) and will be entitled to remuneration for professional services as if he were not a director; and
- (4) hold any office or place of profit with us (except as an auditor) in conjunction with his office as director for such period, and on such terms, including as to remuneration as our board of directors may decide.

A director shall not, unless he agreed otherwise, by reason of his or her office as a director, be accountable to us for any benefit which he or she derives from any interest or position referred to in (1) above and no transaction or arrangement shall be liable to be avoided on the ground of any interest, office, employment or position referred to within (1) above.

The directors may (subject to such terms and conditions, if any, as they may think fit to impose from time to time, and subject always to their right to vary or terminate such authorization) authorize, to the fullest extent permitted by law: (a) any matter which would otherwise result in a director infringing his or her duty to avoid a situation in which he or she has, or can have, a direct or indirect interest that conflicts, or possibly may conflict, with our interests and which may reasonably be regarded as likely to give rise to a conflict of interest (including a conflict of interest and duty or conflict of duties); and (b) a director to accept or continue in any office, employment or position in addition to his or her office as a director, provided that the authorization is effective only if (1) any requirement as to the quorum at the meeting at which the matter is considered is met without counting the director in question or any other interested director, and (2) the matter was agreed to without their voting or would have been agreed to if their votes had not been counted.

#### *Remuneration*

The board of directors may determine the amount of fees to be paid to the directors for their services, which must not exceed £2,000,000 per year unless otherwise determined by ordinary resolution.

Any director who holds any other office with us, or who performs or renders any special duties or services outside of the ordinary duties of a director may be paid such additional remuneration as the directors may determine.

The directors may also be paid their reasonable expenses properly incurred by them in connection with the performance of their duties as directors (including the expenses of attending meetings).

#### *Share Qualification of Directors*

Our articles of association do not require a director to hold any shares in us by way of qualification. A director who is not a member shall nevertheless be entitled to attend and speak at general meetings.

#### *Indemnity of Officers*

Subject to the provisions of any relevant legislation, each of our current or former directors and other officers (as well as those of our subsidiary or sister companies) are entitled to be indemnified by us against all liabilities incurred by him or her in the execution and discharge of his or her duties or in relation to those duties. The Companies Act renders void an indemnity for a director against any liability attaching to him in connection with any negligence, default, breach of duty or breach of trust in relation to the company of which he or she is a director.

## **Shareholders Meetings**

### *Calling of General Meetings*

A general meeting may be called by the board of directors or the chairman of the board of directors at any time. The directors are also required to call a general meeting once we have received requests from our members to do so in accordance with the Companies Act.

A general meeting may be held both physically and electronically.

### *Quorum of Meetings*

No business shall be transacted at any meeting unless a quorum is present. Two members present in person or by proxy and entitled to vote on the business shall be a quorum.

### *Attendance*

The directors or the chairman of the meeting may attend a general meeting and may direct that any person wishing to attend any general meeting should submit to and comply with such searches or other security arrangements as they consider appropriate in the circumstances.

The directors may make arrangements for simultaneous attendance and participation by electronic means allowing persons not present together at the same place to attend, speak and vote at general meetings.

## **Differences in Corporate Law**

The applicable provisions of the Companies Act differ from laws applicable to U.S. corporations and their shareholders. Set forth below is a summary of certain differences between the provisions of the Companies Act applicable to us and the Delaware General Corporation Law relating to shareholders' rights and protections. This summary is not intended to be a complete discussion of the respective rights and it is qualified in its entirety by reference to Delaware law and English law.

	<b>England and Wales</b>	<b>Delaware</b>
<b>Number of Directors</b>	Under the Companies Act, a public limited company must have at least two directors and the number of directors may be fixed by or in the manner provided in a company's articles of association.	Under Delaware law, a corporation must have at least one director and the number of directors shall be fixed by or in the manner provided in the bylaws.
<b>Removal of Directors</b>	Under the Companies Act, shareholders may remove a director without cause by an ordinary resolution (which is passed by a simple majority of those voting in person or by proxy at a general meeting) irrespective of any provisions of any service contract the director has with the company, provided 28 clear days' notice of the resolution has been given to the company and its shareholders. On receipt of notice of an intended resolution to remove a director, the company must forthwith send a copy of the notice to the director concerned. Certain other procedural requirements under the Companies Act must also be followed, such as allowing the director to make representations against his or her removal either at the meeting or in writing.	Under Delaware law, any director or the entire board of directors may be removed, with or without cause, by the holders of a majority of the shares then entitled to vote at an election of directors, except (1) unless the certificate of incorporation provides otherwise, in the case of a corporation whose board of directors is classified, stockholders may effect such removal only for cause, or (2) in the case of a corporation having cumulative voting, if less than the entire board of directors is to be removed, no director may be removed without cause if the votes cast against his removal would be sufficient to elect him if then cumulatively voted at an election of the entire board of directors, or, if there are classes of directors, at an election of the class of directors of which he is a part.



	<b>England and Wales</b>	<b>Delaware</b>
<b>Vacancies on the Board of Directors</b>	Under English law, the procedure by which directors, other than a company's initial directors, are appointed is generally set out in a company's articles of association, provided that where two or more persons are appointed as directors of a public limited company by resolution of the shareholders, resolutions appointing each director must be voted on individually.	Under Delaware law, vacancies and newly created directorships may be filled by a majority of the directors then in office (even though less than a quorum) or by a sole remaining director unless (1) otherwise provided in the certificate of incorporation or bylaws of the corporation or (2) the certificate of incorporation directs that a particular class of stock is to elect such director, in which case a majority of the other directors elected by such class, or a sole remaining director elected by such class, will fill such vacancy.
<b>Annual General Meeting</b>	Under the Companies Act, a public limited company must hold an annual general meeting in each six-month period following the company's annual accounting reference date.	Under Delaware law, the annual meeting of stockholders shall be held at such place, on such date and at such time as may be designated from time to time by the board of directors or as provided in the certificate of incorporation or by the bylaws.
<b>General Meeting</b>	<p>Under the Companies Act, a general meeting of the shareholders of a public limited company may be called by the directors.</p> <p>Shareholders holding at least 5% of the paid-up capital of the company carrying voting rights at general meetings (excluding any paid up capital held as treasury shares) can require the directors to call a general meeting and, if the directors fail to do so within a certain period, may themselves convene a general meeting.</p>	Under Delaware law, special meetings of the stockholders may be called by the board of directors or by such person or persons as may be authorized by the certificate of incorporation or by the bylaws.
<b>Notice of General Meetings</b>	Under the Companies Act, at least 21 days' notice must be given for an annual general meeting and any resolutions to be proposed at the meeting. Subject to a company's articles of association providing for a longer period, at least 14 days' notice is required for any other general meeting of a public limited company. In addition, certain matters, such as the removal of directors or auditors, require special notice, which is 28 days' notice. The shareholders of a company may in all cases consent to a shorter notice period, the proportion of shareholders' consent required being 100% of those entitled to attend and vote in the case of an annual general meeting and, in the case of any other general meeting, a majority in number of the members having a right to attend and vote at the meeting, being a majority who together hold not less than 95% in nominal value of the shares giving a right to attend and vote at the meeting.	Under Delaware law, unless otherwise provided in the certificate of incorporation or bylaws, written notice of any meeting of the stockholders must be given to each stockholder entitled to vote at the meeting not less than ten nor more than 60 days before the date of the meeting and shall specify the place, date, hour and purpose or purposes of the meeting.

	<u>England and Wales</u>	<u>Delaware</u>
<b>Quorum</b>	Subject to the provisions of a company's articles of association, the Companies Act provides that two shareholders present at a meeting (in person or by proxy) shall constitute a quorum.	The certificate of incorporation or bylaws may specify the number of shares, the holders of which shall be present or represented by proxy at any meeting in order to constitute a quorum, but in no event shall a quorum consist of less than one third of the shares entitled to vote at the meeting. In the absence of such specification in the certificate of incorporation or bylaws, a majority of the shares entitled to vote, present in person or represented by proxy, shall constitute a quorum at a meeting of stockholders.
<b>Proxy</b>	Under the Companies Act, at any meeting of shareholders, a shareholder may designate another person to attend, speak and vote at the meeting on their behalf by proxy.	Under Delaware law, at any meeting of stockholders, a stockholder may designate another person to act for such stockholder by proxy, but no such proxy shall be voted or acted upon after three years from its date, unless the proxy provides for a longer period. A director of a Delaware corporation may not issue a proxy representing the director's voting rights as a director.
<b>Issue of New Shares</b>	Under the Companies Act, the directors of a company must not exercise any power to allot shares or grant rights to subscribe for, or to convert any security into, shares unless they are authorized to do so by the company's articles of association or by an ordinary resolution of the shareholders. Any authorization given must state the maximum amount of shares that may be allotted under it and specify the date on which it will expire, which must be not more than five years from the date the authorization was given. The authority can be renewed by a further resolution of the shareholders.	Under Delaware law, if the company's certificate of incorporation so provides, the directors have the power to authorize additional stock. The directors may authorize capital stock to be issued for consideration consisting of cash, any tangible or intangible property or any benefit to the company or any combination thereof.
<b>Preemptive Rights</b>	Under the Companies Act, "equity securities," being (1) shares in the company other than shares that, with respect to dividends and capital, carry a right to participate only up to a specified amount in a distribution, referred to as "ordinary shares," or (2) rights to subscribe for, or to convert securities into, ordinary shares, proposed to be allotted for cash must be offered first to the existing equity shareholders in the company in proportion to the respective nominal value of their holdings, unless an exception applies or a special resolution to the contrary has been passed by shareholders in a general meeting or the articles of association provide otherwise in each case in accordance with the provisions of the Companies Act.	Under Delaware law, shareholders have no preemptive rights to subscribe to additional issues of stock or to any security convertible into such stock unless, and except to the extent that, such rights are expressly provided for in the certificate of incorporation.

	<b>England and Wales</b>	<b>Delaware</b>
<b>Authority to Allot</b>	Under the Companies Act, the directors of a company must not allot shares or grant rights to subscribe for or convert any security into shares unless an exception applies or an ordinary resolution to the contrary has been passed by shareholders in a general meeting or the articles of association provide otherwise, in each case in accordance with the provisions of the Companies Act.	Under Delaware law, if the corporation's charter or certificate of incorporation so provides, the board of directors has the power to authorize the issuance of stock. The board of directors may authorize capital stock to be issued for consideration consisting of cash, any tangible or intangible property or any benefit to the corporation or any combination thereof. It may determine the amount of such consideration by approving a formula. In the absence of actual fraud in the transaction, the judgment of the directors as to the value of such consideration is conclusive.
<b>Liability of Directors and Officers</b>	Under the Companies Act, any provision, whether contained in a company's articles of association or any contract or otherwise, that purports to exempt a director of a company, to any extent, from any liability that would otherwise attach to him in connection with any negligence, default, breach of duty or breach of trust in relation to the company, is void. Any provision by which a company directly or indirectly provides an indemnity, to any extent, for a director of the company or of an associated company against any liability attaching to him in connection with any negligence, default, breach of duty or breach of trust in relation to the company of which he is a director is also void except as permitted by the Companies Act, which provides exceptions for the company to: (1) purchase and maintain insurance against such liability; (2) provide a "qualifying third party indemnity," or an indemnity against liability incurred by the director to a person other than the company or an associated company or criminal proceedings in which he is convicted; and (3) provide a "qualifying pension scheme indemnity," or an indemnity against liability incurred in connection with the company's activities as trustee of an occupational pension plan.	Under Delaware law, a corporation's certificate of incorporation may include a provision eliminating or limiting the personal liability of a director to the corporation and its stockholders for damages arising from a breach of fiduciary duty as a director. However, no provision can limit the liability of a director for: <ul style="list-style-type: none"> <li>• any breach of the director's duty of loyalty to the corporation or its stockholders;</li> <li>• acts or omissions not in good faith or that involve intentional misconduct or a knowing violation of law;</li> <li>• intentional or negligent payment of unlawful dividends or stock purchases or redemptions; or</li> <li>• any transaction from which the director derives an improper personal benefit.</li> </ul>

## Voting Rights

### England and Wales

Under English law, unless a poll is demanded by the shareholders of a company or is required by the chairman of the meeting or the company's articles of association, shareholders shall vote on all resolutions on a show of hands. Under the Companies Act, a poll may be demanded by: (1) not fewer than five shareholders having the right to vote on the resolution; (2) any shareholder(s) representing not less than 10% of the total voting rights of all the shareholders having the right to vote on the resolution (excluding any voting rights attaching to treasury shares); or (3) any shareholder(s) holding shares in the company conferring a right to vote on the resolution (excluding any voting rights attaching to treasury shares) being shares on which an aggregate sum has been paid up equal to not less than 10% of the total sum paid up on all the shares conferring that right. A company's articles of association may provide more extensive rights for shareholders to call a poll.

Under English law, an ordinary resolution is passed on a show of hands if it is approved by a simple majority (more than 50%) of the votes cast by shareholders present (in person or by proxy) and entitled to vote. If a poll is demanded, an ordinary resolution is passed if it is approved by holders representing a simple majority of the total voting rights of shareholders present, in person or by proxy, who, being entitled to vote, vote on the resolution. Special resolutions require the affirmative vote of not less than 75% of the votes cast by shareholders present, in person or by proxy, at the meeting.

## Shareholder Vote on Certain Transactions

The Companies Act provides for schemes of arrangement, which are arrangements or compromises between a company and any class of shareholders or creditors and used in certain types of reconstructions, amalgamations, capital reorganizations or takeovers. These arrangements require:

- the approval at a shareholders' or creditors' meeting convened by order of the court, of a majority in number of shareholders or creditors representing 75% in value of the capital held by, or debt owed to, the class of shareholders or creditors, or class thereof present and voting, either in person or by proxy; and
- the approval of the court.

### Delaware

Delaware law provides that, unless otherwise provided in the certificate of incorporation, each stockholder is entitled to one vote for each share of capital stock held by such stockholder.

Generally, under Delaware law, unless the certificate of incorporation provides for the vote of a larger portion of the stock, completion of a merger, consolidation, sale, lease or exchange of all or substantially all of a corporation's assets or dissolution requires:

- the approval of the board of directors; and
- the approval by the vote of the holders of a majority of the outstanding stock or, if the certificate of incorporation provides for more or less than one vote per share, a majority of the votes of the outstanding stock of the corporation entitled to vote on the matter.

## Standard of Conduct for Directors

### England and Wales

Under English law, a director owes various statutory and fiduciary duties to the company, including:

- to act in the way he considers, in good faith, would be most likely to promote the success of the company for the benefit of its members as a whole;
- to avoid a situation in which he has, or can have, a direct or indirect interest that conflicts, or possibly conflicts, with the interests of the company;
- to act in accordance with the company's constitution and only exercise his powers for the purposes for which they are conferred;
- to exercise independent judgment;
- to exercise reasonable care, skill and diligence;
- not to accept benefits from a third party conferred by reason of his being a director or doing, or not doing, anything as a director; and
- to declare any interest that he has, whether directly or indirectly, in a proposed or existing transaction or arrangement with the company.

### Delaware

Delaware law does not contain specific provisions setting forth the standard of conduct of a director. The scope of the fiduciary duties of directors is generally determined by the courts of the State of Delaware. In general, directors have a duty to act without self-interest, on a well-informed basis and in a manner they reasonably believe to be in the best interest of the stockholders.

Directors of a Delaware corporation owe fiduciary duties of care and loyalty to the corporation and to its shareholders. The duty of care generally requires that a director act in good faith, with the care that an ordinarily prudent person would exercise under similar circumstances. Under this duty, a director must inform himself of all material information reasonably available regarding a significant transaction. The duty of loyalty requires that a director act in a manner he reasonably believes to be in the best interests of the corporation. He must not use his corporate position for personal gain or advantage. In general, but subject to certain exceptions, actions of a director are presumed to have been made on an informed basis, in good faith and in the honest belief that the action taken was in the best interests of the corporation. However, this presumption may be rebutted by evidence of a breach of one of the fiduciary duties. Delaware courts have also imposed a heightened standard of conduct upon directors of a Delaware corporation who take any action designed to defeat a threatened change in control of the corporation.

In addition, under Delaware law, when the board of directors of a Delaware corporation approves the sale or break-up of a corporation, the board of directors may, in certain circumstances, have a duty to obtain the highest value reasonably available to the shareholders.

## Shareholder Suits

### England and Wales

Under English law, generally, the company, rather than its shareholders, is the proper claimant in an action in respect of a wrong done to the company or where there is an irregularity in the company's internal management. Notwithstanding this general position, the Companies Act provides that (1) a court may allow a shareholder to bring a derivative claim (that is, an action in respect of and on behalf of the company) in respect of a cause of action arising from a director's negligence, default, breach of duty or breach of trust and (2) a shareholder may bring a claim for a court order where the company's affairs have been or are being conducted in a manner that is unfairly prejudicial to some of its shareholders.

### Delaware

Under Delaware law, a stockholder may initiate a derivative action to enforce a right of a corporation if the corporation fails to enforce the right itself. The complaint must:

- state that the plaintiff was a stockholder at the time of the transaction of which the plaintiff complains or that the plaintiff's shares thereafter devolved on the plaintiff by operation of law; and
- allege with particularity the efforts made by the plaintiff to obtain the action the plaintiff desires from the directors and the reasons for the plaintiff's failure to obtain the action; or
- state the reasons for not making the effort.

Additionally, the plaintiff must remain a stockholder through the duration of the derivative suit. The action will not be dismissed or compromised without the approval of the Delaware Court of Chancery.

## Other U.K. Law Considerations

### *Squeeze-out*

Under the Companies Act, if a takeover offer (as defined in Section 974 of the Companies Act) is made for the shares of a company and the offeror were to acquire, or unconditionally contract to acquire:

- (1) not less than 90% in value of the shares to which the takeover offer relates, or the "Takeover Offer Shares;" and
- (2) where those shares are voting shares, not less than 90% of the voting rights attached to the Takeover Offer Shares,

the offeror could compulsorily the remaining 10% within three months of the last day on which its offer can be accepted. It would do so by sending a notice to outstanding shareholders telling them that it will acquire compulsorily their Takeover Offer Shares and then, six weeks later, it would execute a transfer of the outstanding Takeover Offer Shares in its favor and pay the consideration to the company, which would hold the consideration on trust for outstanding shareholders. The consideration offered to the shareholders whose Takeover Offer Shares are acquired compulsorily under the Companies Act must, in general, be the same as the consideration that was available under the takeover offer.

### *Sell-out*

The Companies Act also gives minority shareholders a right to be bought out in certain circumstances by an offeror who has made a takeover offer (as defined in Section 974 of the Companies Act). If a takeover offer related to all the shares of a company and, at any time before the end of the period within which the offer could be accepted, the offeror held or had agreed to acquire not less than 90% of the shares to which the offer relates, any holder of the shares to which the offer related who had not accepted the offer could by a written communication to the offeror require it to acquire those shares. The offeror is required to give any shareholder notice of his or her right to be bought out within one month of that right arising. The offeror may impose a time limit on the rights of the minority shareholders to be bought out, but that period cannot end less than three months after the end of the acceptance period. If a shareholder

exercises his or her rights, the offeror is bound to acquire those shares on the terms of the offer or on such other terms as may be agreed.

### ***Registered Shares***

We are required by the Companies Act to keep a register of our shareholders. Under English law, shares are deemed to be issued when the name of the shareholder is entered in our register of members. The register of members therefore is prima facie evidence of the identity of our shareholders, and the shares that they hold. The register of members generally provides limited, or no, information regarding the ultimate beneficial owners of our shares. Our register of members is maintained by our registrar,

Holders of our ADSs will not be treated as our shareholders and their names will therefore not be entered in our share register. The depositary, the custodian or their nominees will be the holder of the Class A ordinary shares underlying our ADSs. Holders of our ADSs have a right to receive the Class A ordinary shares underlying their ADSs. For discussion on our ADSs and ADS holder rights, see “Description of American Depositary Shares” in this prospectus.

Under the Companies Act, we must enter an allotment of shares in our register of members as soon as practicable and in any event within two months of the allotment. We will perform all procedures necessary to update the register of members to reflect the Class A ordinary shares and Class B ordinary shares being allotted and issued in this offering. We also are required by the Companies Act to register a transfer of shares (or give the transferee notice of and reasons for refusal as the transferee may reasonably request) as soon as practicable and in any event within two months of receiving notice of the transfer.

We, any of our shareholders or any other affected person may apply to the court for rectification of the register of members if:

- the name of any person, without sufficient cause, is wrongly entered in or omitted from our register of members;  
or
- there is a default or unnecessary delay in entering on the register the fact of any person having ceased to be a member or on which we have a lien, provided that such delay does not prevent dealings in the shares taking place on an open and proper basis.

### ***Preemptive Rights***

English law generally provides shareholders with statutory preemptive rights when new shares are issued for cash; however, it is possible for the articles of association, or shareholders by way of a special resolution at a general meeting, to disapply preemptive rights. Such a disapplication of preemptive rights may be for a maximum period of up to five years from the date of adoption of the articles of association, if the disapplication is contained in the articles of association, or from the date of the shareholder special resolution, if the disapplication is by shareholder special resolution. In either case, this disapplication would need to be renewed by our shareholders upon its expiration (i.e., at least every five years). On May 3, 2018, our shareholders approved the disapplication of preemptive rights for a period of five years from the date of approval, which disapplication will need to be renewed upon expiration (i.e., at least every five years) to remain effective, but may be sought more frequently for additional five-year terms (or any shorter period). On May 3, 2018, our shareholders approved the disapplication of preemptive rights for the allotment of Class A ordinary shares, Class B ordinary shares and Class C ordinary shares in connection with this offering.

### ***Distributions and Dividends***

Under the Companies Act, before a company can lawfully make a distribution or dividend, it must ensure that it has sufficient distributable reserves, as determined on a non-consolidated basis. The basic rule is that a company’s profits available for the purpose of making a distribution are its accumulated, realized profits, so far as not previously utilized by distribution or capitalization, less its accumulated, realized losses, so far as not previously written off in a reduction or reorganization of capital duly made. The requirement to have sufficient distributable reserves before a distribution or dividend can be paid applies to us and to each of our subsidiaries that has been incorporated under English law.

Once we are a public company, it will not be sufficient that we have made a distributable profit for the purpose of making a distribution. An additional capital maintenance requirement will be imposed on us to ensure that the net worth of the company is at least equal to the amount of its capital. A public company can only make a distribution:

- if, at the time that the distribution is made, the amount of its net assets (that is, the total excess of assets over liabilities) is not less than the total of its called up share capital and undistributable reserves; and
- if, and to the extent that, the distribution itself, at the time that it is made, does not reduce the amount of its net assets to less than that total.

#### ***Limitation on Owning Securities***

Our articles of association do not restrict in any way the ownership or voting of our shares by non-residents.

#### ***Disclosure of Interest in Shares***

Pursuant to Part 22 of the Companies Act, a company is empowered by notice in writing to require any person whom the company knows to be, or has reasonable cause to believe to be, interested in the company's shares or at any time during the three years immediately preceding the date on which the notice is issued to have been so interested, within a reasonable time to disclose to the company details of that person's interest and (so far as is within such person's knowledge) details of any other interest that subsists or subsisted in those shares.

If a shareholder defaults in supplying the company with the required details in relation to the shares in question, or the Default Shares, the shareholder shall not be entitled to vote or exercise any other right conferred by membership in relation to general meetings. Where the Default Shares represent 0.25% or more of the issued shares of the class in question, the directors may direct that:

- (1) any dividend or other money payable in respect of the Default Shares shall be retained by the company without any liability to pay interest on it when such dividend or other money is finally paid to the shareholder; and/or
- (2) no transfer by the relevant shareholder of shares (other than a transfer approved in accordance with the provisions of the company's articles of association) may be registered (unless such shareholder is not in default and the transfer does not relate to Default Shares).

#### ***Purchase of Own Shares***

English law permits a public limited company to purchase its own shares out of the distributable profits of the company or the proceeds of a fresh issue of shares made for the purpose of financing the purchase, subject to complying with procedural requirements under the Companies Act and provided that its articles of association do not prohibit it from doing so. Our articles of association, a summary of which is provided above, do not prohibit us from purchasing our own shares. A public limited company must not purchase its own shares if, as a result of the purchase, there would no longer be any issued shares of the company other than redeemable shares or shares held as treasury shares.

Any such purchase will be either a "market purchase" or "off market purchase," each as defined in the Companies Act. A "market purchase" is a purchase made on a "recognized investment exchange (other than an overseas exchange) as defined in the UK Financial Services and Markets Act 2000, or FSMA. An "off market purchase" is a purchase that is not made on a "recognized investment exchange." Both "market purchases" and "off market purchases" require prior shareholder approval by way of an ordinary resolution. In the case of an "off market purchase," a company's shareholders, other than the shareholders from whom the company is purchasing shares, must approve the terms of the contract to purchase shares and in the case of a "market purchase," the shareholders must approve the maximum number of shares that can be purchased and the maximum and minimum prices to be paid by the company.

The New York Stock Exchange is an "overseas exchange" for the purposes of the Companies Act and does not fall within the definition of a "recognized investment exchange" for the purposes of FSMA and any purchase made by us would need to comply with the procedural requirements under the Companies Act that regulate "off market purchases."



A share buy back by a company of its shares will give rise to U.K. stamp duty reserve tax (and in the case of certificated shares, stamp duty) at the rate of 0.5% of the amount or value of the consideration payable by the company (rounded up to the next £5.00), and such stamp duty reserve tax or duty will be paid by the company. The charge to stamp duty reserve tax will be canceled or, if already paid, repaid (generally with interest), where a transfer instrument has been duly stamped within six years of the charge arising (either by paying the stamp duty or by claiming an appropriate relief) or if the instrument is otherwise exempt from stamp duty.

Our articles of association do not have conditions governing changes to our capital which are more stringent than those required by law.

#### ***Shareholder Rights***

Certain rights granted under the Companies Act, including the right to requisition a general meeting or require a resolution to be put to shareholders at the annual general meeting, are only available to our members. For English law purposes, our members are the persons who are registered as the owners of the legal title to the shares and whose names are recorded in our register of members. In the case of shares held in a settlement system operated by the Depository Trust Company, or DTC, the registered member will be DTC's nominee, Cede & Co. If a person who holds their ADSs in DTC wishes to exercise certain of the rights granted under the Companies Act, they may be required to first take steps to withdraw their ADSs from the settlement system operated by DTC and become the registered holder of the shares in our register of members. A withdrawal of shares from DTC may have tax implications, for additional information on the potential tax implications of withdrawing your shares from the settlement system operated by DTC, see "Material Tax Considerations—United Kingdom Taxation."

#### ***U.K. City Code on Takeovers and Mergers***

As a U.K. public company with its place of central management and control inside the United Kingdom, we are subject to the U.K. City Code on Takeovers and Mergers, or the Takeover Code, which is issued and administered by the U.K. Panel on Takeovers and Mergers, or the Takeover Panel. The Takeover Code provides a framework within which takeovers are regulated and conducted. Under Rule 9 of the Takeover Code, when any person acquires, whether by a series of transactions over a period of time or not, an interest in shares which (taken together with shares already held by that person and an interest in shares held or acquired by persons acting in concert with him or her) carry 30% or more of the voting rights of a company that is subject to the Takeover Code, that person is generally required to make a mandatory offer to all the holders of any class of equity share capital or other class of transferable securities carrying voting rights in that company to acquire the balance of their interests in the company.

We have consulted with the Takeover Panel concerning the status of our Class A ordinary shares, Class B ordinary shares and Class C ordinary shares. In light of the provisions of our articles of association, which provide that the three classes are to be treated as economically identical for the purposes of the Takeover Code, the view of the Takeover Panel is that any offer made under the Takeover Code would be at the same financial level and no control premium would attract to the enhanced voting rights attached to the Class B ordinary shares.

The Takeover Code also provides that, among other things, where any person who, together with persons acting in concert with him or her, holds an interest shares representing not less than 30% and not more than 50% of the voting rights of a company that is subject to the Takeover Code, and such person, or any person acting in concert with him or her, acquires an additional interest in shares which increases the percentage of shares carrying voting rights in which he or she is interested, then such person is generally required to make a mandatory offer to all the holders of any class of equity share capital or other class of transferable securities carrying voting rights of that company to acquire the balance of their interests in the company. An offer under the Takeover Code must be in cash (or with a cash alternative) and at the highest price paid within the preceding 12 months to acquire any interest in shares in the company by the person required to make the offer or any person acting in concert with him or her.

The Takeover Code further provides, among other things, that when any person who, together with persons acting in concert with him or her holds shares representing more than 50% of the voting rights of a company, acquires an interest in shares which carry additional voting rights, then they will not generally be required to make a general offer to the other shareholders to acquire the balance of their shares although individual members of the "concert part" (as defined below) will not be able to increase their percentage interest in shares through or between a relevant threshold,

without consent of the Takeover Panel. Under the Takeover Code, a “concert party” arises where persons acting together pursuant to an agreement or understanding (whether formal or informal and whether or not in writing) actively cooperate, through the acquisition by them of an interest in shares in a company, to obtain or consolidate control of the company. “Control” means an interest, or interests in shares carrying in aggregate 30% or more of the voting rights of the company, irrespective of whether such interest or interests give de facto control.

Persons acting in concert comprise persons who, pursuant to an agreement or understanding (whether formal or informal), co-operate to obtain or consolidate control of a company or to frustrate the successful outcome of an offer for a company. Under the Takeover Code certain persons are presumed to be acting in concert in certain prescribed circumstances, subject to rebuttal depending of the individual factual circumstances. After consultation with the Takeover Panel, it has been established that the holders of our Class B ordinary shares are presumed to be acting in concert by virtue of them having been common shareholders prior to the re-registration of our company as a public limited company in contemplation of this offering and in light of their having collectively acted to implement the changes to our company’s share rights and election to receive Class B ordinary shares, with enhanced voting rights, to create a control consolidating structure.

Accordingly, as the holders of our Class B ordinary shares currently hold, in aggregate, shares carrying more than 50% of the voting rights in our company and are presumed to be “acting in concert” for the purposes of the Takeover Code, subject to certain constraints on individual members of the concert party they are collectively, as at the current time, unrestricted in their ability to make further acquisitions of interests in any shares carrying voting rights and to further consolidate control over our company without being required to make an offer to all other shareholders.

#### **Listing**

We have applied for listing of our ADSs on the New York Stock Exchange under the trading symbol “DAVA.”

## DESCRIPTION OF AMERICAN DEPOSITARY SHARES

### American Depositary Shares

Citibank, N.A., or Citibank, has agreed to act as the depository for the ADSs. Citibank's depository offices are located at 388 Greenwich Street, New York, New York 10013. ADSs represent ownership interests in securities that are on deposit with the depository. ADSs may be represented by certificates that are commonly known as American Depositary Receipts, or ADRs. The depository typically appoints a custodian to safekeep the securities on deposit. In this case, the custodian is Citibank, N.A., London Branch, located at 25 Canada Square, Canary Wharf, London, E14 5LB, United Kingdom.

We have appointed Citibank as depository pursuant to a deposit agreement. A copy of the deposit agreement will be on file with the SEC under cover of a registration statement on Form F-6. You may obtain a copy of the deposit agreement from the SEC's Public Reference Room at 100 F Street, N.E., Washington, D.C. 20549 and from the SEC's website ( [www.sec.gov](http://www.sec.gov)). Please refer to registration number 333-\_\_\_\_\_ when retrieving such copy.

We are providing you with a summary description of the material terms of the ADSs and of your material rights as an owner of ADSs. Please remember that summaries by their nature lack the precision of the information summarized and that the rights and obligations of an owner of ADSs will be determined by reference to the terms of the deposit agreement and not by this summary. We urge you to review the deposit agreement in its entirety.

Each ADS represents the right to receive, and to exercise the beneficial ownership interests in, one Class A ordinary share that is on deposit with the depository and/or custodian. An ADS also represents the right to receive, and to exercise the beneficial interests in, any other property received by the depository or the custodian on behalf of the owner of the ADS but that has not been distributed to the owners of ADSs because of legal restrictions or practical considerations. We and the depository may agree to change the ADS-to-Class A ordinary share ratio by amending the deposit agreement. This amendment may give rise to, or change, the depository fees payable by ADS owners. The custodian, the depository and their respective nominees will hold all deposited property for the benefit of the holders and beneficial owners of ADSs. The deposited property does not constitute the proprietary assets of the depository, the custodian or their nominees. Beneficial ownership in the deposited property will under the terms of the deposit agreement be vested in the beneficial owners of the ADSs. The depository, the custodian and their respective nominees will be the record holders of the deposited property represented by the ADSs for the benefit of the holders and beneficial owners of the corresponding ADSs. A beneficial owner of ADSs may or may not be the holder of ADSs. Beneficial owners of ADSs will be able to receive, and to exercise beneficial ownership interests in, the deposited property only through the registered holders of the ADSs, the registered holders of the ADSs (on behalf of the applicable ADS owners) only through the depository, and the depository (on behalf of the owners of the corresponding ADSs) directly, or indirectly, through the custodian or their respective nominees, in each case upon the terms of the deposit agreement.

If you become an owner of ADSs, you will become a party to the deposit agreement and therefore will be bound to its terms and to the terms of any ADR that represents your ADSs. The deposit agreement and the ADR specify our rights and obligations as well as your rights and obligations as owner of ADSs and those of the depository. As an ADS holder you appoint the depository to act on your behalf in certain circumstances. The deposit agreement and the ADRs are governed by New York law. However, our obligations to the holders of Class A ordinary shares will continue to be governed by the laws of England and Wales, which may be different from the laws in the United States.

In addition, applicable laws and regulations may require you to satisfy reporting requirements and obtain regulatory approvals in certain circumstances. You are solely responsible for complying with such reporting requirements and obtaining such approvals. Neither the depository, the custodian, us or any of their or our respective agents or affiliates shall be required to take any actions whatsoever on your behalf to satisfy such reporting requirements or obtain such regulatory approvals under applicable laws and regulations.

As an owner of ADSs, we will not treat you as one of our shareholders and you will not have direct shareholder rights. The depository will hold on your behalf the shareholder rights attached to the Class A ordinary shares underlying your ADSs. As an owner of ADSs you will be able to exercise the shareholders rights for the Class A ordinary shares represented by your ADSs through the depository only to the extent contemplated in the deposit agreement. To exercise

any shareholder rights not contemplated in the deposit agreement you will, as an ADS owner, need to arrange for the cancellation of your ADSs and become a direct shareholder.

The manner in which you own the ADSs (e.g., in a brokerage account vs. as registered holder, or as holder of certificated vs. uncertificated ADSs) may affect your rights and obligations, and the manner in which, and extent to which, the depository's services are made available to you. As an owner of ADSs, you may hold your ADSs either by means of an ADR registered in your name, through a brokerage or safekeeping account, or through an account established by the depository in your name reflecting the registration of uncertificated ADSs directly on the books of the depository (commonly referred to as the direct registration system or DRS). The direct registration system reflects the uncertificated (book-entry) registration of ownership of ADSs by the depository. Under the direct registration system, ownership of ADSs is evidenced by periodic statements issued by the depository to the holders of the ADSs. The direct registration system includes automated transfers between the depository and The Depository Trust Company, or DTC, the central book-entry clearing and settlement system for equity securities in the United States. If you decide to hold your ADSs through your brokerage or safekeeping account, you must rely on the procedures of your broker or bank to assert your rights as ADS owner. Banks and brokers typically hold securities such as the ADSs through clearing and settlement systems such as DTC. The procedures of such clearing and settlement systems may limit your ability to exercise your rights as an owner of ADSs. Please consult with your broker or bank if you have any questions concerning these limitations and procedures. All ADSs held through DTC will be registered in the name of a nominee of DTC. This summary description assumes you have opted to own the ADSs directly by means of an ADS registered in your name and, as such, we will refer to you as the "holder." When we refer to "you," we assume the reader owns ADSs and will own ADSs at the relevant time.

The registration of the Class A ordinary shares in the name of the depository or the custodian shall, to the maximum extent permitted by applicable law, vest in the depository or the custodian the record ownership in the applicable Class A ordinary shares with the beneficial ownership rights and interests in such Class A ordinary shares being at all times vested with the beneficial owners of the ADSs representing the Class A ordinary shares. The depository or the custodian shall at all times be entitled to exercise the beneficial ownership rights in all deposited property, in each case only on behalf of the holders and beneficial owners of the ADSs representing the deposited property.

#### **Dividends and Other Distributions**

As a holder of ADSs, you generally have the right to receive the distributions we make on the securities deposited with the custodian. Your receipt of these distributions may be limited, however, by practical considerations and legal limitations. Holders of ADSs will receive such distributions under the terms of the deposit agreement in proportion to the number of ADSs held as of the specified record date, after deduction the applicable fees, taxes, and expenses.

#### ***Distributions of Cash***

Whenever we make a cash distribution for the securities on deposit with the custodian, we will deposit the funds with the custodian. Upon receipt of confirmation of the deposit of the requisite funds, the depository will arrange for the funds received in a currency other than U.S. dollars to be converted into U.S. dollars and for the distribution of the U.S. dollars to the holders, subject to the laws and regulations of England and Wales. The conversion into U.S. dollars will take place only if practicable and if the U.S. dollars are transferable to the United States. The depository will apply the same method for distributing the proceeds of the sale of any property (such as undistributed rights) held by the custodian in respect of securities on deposit.

The distribution of cash will be made net of the fees, expenses, taxes, and governmental charges payable by holders under the terms of the deposit agreement. The depository will hold any cash amounts it is unable to distribute in a non-interest bearing account for the benefit of the applicable holders and beneficial owners of ADSs until the distribution can be effected or the funds that the depository holds must be escheated as unclaimed property in accordance with the laws of the relevant states of the United States.

#### ***Distributions of Shares***

Whenever we make a free distribution of Class A ordinary shares for the securities on deposit with the custodian, we will deposit the applicable number of Class A ordinary shares with the custodian. Upon receipt of confirmation of

such deposit, the depositary will either distribute to holders new ADSs representing the Class A ordinary shares deposited or modify the ADS-to-Class A ordinary shares ratio, in which case each ADS you hold will represent rights and interests in the additional Class A ordinary shares so deposited. Only whole new ADSs will be distributed. Fractional entitlements will be sold and the proceeds of such sale will be distributed as in the case of a cash distribution.

The distribution of new ADSs or the modification of the ADS-to-Class A ordinary share ratio upon a distribution of Class A ordinary shares will be made net of the fees, expenses, taxes, and governmental charges payable by holders under the terms of the deposit agreement. In order to pay such taxes or governmental charges, the depositary may sell all or a portion of the new Class A ordinary shares so distributed.

No such distribution of new ADSs will be made if it would violate a law (e.g., the U.S. securities laws) or if it is not operationally practicable. If the depositary does not distribute new ADSs as described above, it may sell the Class A ordinary shares received upon the terms described in the deposit agreement and will distribute the proceeds of the sale as in the case of a distribution of cash.

### ***Distributions of Rights***

Whenever we intend to distribute rights to purchase additional Class A ordinary shares, we will give prior notice to the depositary and we will assist the depositary in determining whether it is lawful and reasonably practicable to distribute rights to purchase additional ADSs to holders.

The depositary will establish procedures to distribute rights to purchase additional ADSs to holders and to enable such holders to exercise such rights if it is lawful and reasonably practicable to make the rights available to holders of ADSs, and if we provide all of the documentation contemplated in the deposit agreement (such as opinions to address the lawfulness of the transaction). You may have to pay fees, expenses, taxes and other governmental charges to subscribe for the new ADSs upon the exercise of your rights. The depositary is not obligated to establish procedures to facilitate the distribution and exercise by holders of rights to purchase new Class A ordinary shares other than in the form of ADSs. The depositary will *not* distribute the rights to you if:

- we do not timely request that the rights be distributed to you or we request that the rights not be distributed to you;
- we fail to deliver satisfactory documents to the depositary;  
or
- it is not reasonably practicable to distribute the rights.

The depositary will sell the rights that are not exercised or not distributed if such sale is lawful and reasonably practicable. The proceeds of such sale will be distributed to holders as in the case of a cash distribution. If the depositary is unable to sell the rights, it will allow the rights to lapse.

### ***Elective Distributions***

Whenever we intend to distribute a dividend payable at the election of shareholders either in cash or in additional shares, we will give prior notice thereof to the depositary and will indicate whether we wish the elective distribution to be made available to you. In such case, we will assist the depositary in determining whether such distribution is lawful and reasonably practicable.

The depositary will make the election available to you only if it is reasonably practicable and if we have provided all of the documentation contemplated in the deposit agreement. In such case, the depositary will establish procedures to enable you to elect to receive either cash or additional ADSs, in each case as described in the deposit agreement.

If the election is not made available to you, you will receive either cash or additional ADSs, depending on what a shareholder in England and Wales would receive upon failing to make an election, as more fully described in the deposit agreement.

### **Other Distributions**

Whenever we intend to distribute property other than cash, Class A ordinary shares, or rights to purchase additional Class A ordinary shares, we will notify the depository in advance and will indicate whether we wish such distribution to be made to you. If so, we will assist the depository in determining whether such distribution to holders is lawful and reasonably practicable.

If it is reasonably practicable to distribute such property to you and if we provide all of the documentation contemplated in the deposit agreement, the depository will distribute the property to the holders in a manner it deems practicable.

The distribution will be made net of fees, expenses, taxes, and governmental charges payable by holders under the terms of the deposit agreement. In order to pay such taxes and governmental charges, the depository may sell all or a portion of the property received.

The depository will *not* distribute the property to you and will sell the property if:

- we do not request that the property be distributed to you or if we ask that the property not be distributed to you;
- we do not deliver satisfactory documents to the depository;  
or
- the depository determines that all or a portion of the distribution to you is not reasonably practicable.

The proceeds of such a sale will be distributed to holders as in the case of a cash distribution.

### **Redemption**

Whenever we decide to redeem any of the Class A ordinary shares on deposit with the custodian, we will notify the depository in advance. If it is practicable and if we provide all of the documentation contemplated in the deposit agreement, the depository will provide notice of the redemption to the holders.

The custodian will be instructed to surrender the Class A ordinary shares being redeemed against payment of the applicable redemption price. The depository will convert the redemption funds received into U.S. dollars upon the terms of the deposit agreement and will establish procedures to enable holders to receive the net proceeds from the redemption upon surrender of their ADSs to the depository. You may have to pay fees, expenses, taxes, and other governmental charges upon the redemption of your ADSs. If less than all ADSs are being redeemed, the ADSs to be retired will be selected by lot or on a *pro rata* basis, as the depository may determine.

### **Changes Affecting Class A Ordinary Shares**

The Class A ordinary shares held on deposit for your ADSs may change from time to time. For example, there may be a change in nominal or par value, split-up, cancellation, consolidation, or any other reclassification of such Class A ordinary shares or a recapitalization, reorganization, merger, consolidation, or sale of assets of our company.

If any such change were to occur, your ADSs would, to the extent permitted by law and the deposit agreement, represent the right to receive the property received or exchanged in respect of the Class A ordinary shares held on deposit. The depository may in such circumstances deliver new ADSs to you, amend the deposit agreement, the ADRs and the applicable Registration Statement(s) on Form F-6, call for the exchange of your existing ADSs for new ADSs and take any other actions that are appropriate to reflect as to the ADSs the change affecting the Class A ordinary shares. If the depository may not lawfully distribute such property to you, the depository may sell such property and distribute the net proceeds to you as in the case of a cash distribution.

### **Issuance of ADSs upon Deposit of Class A Ordinary Shares**

Upon completion of this offering, the Class A ordinary shares being offered pursuant to this prospectus will be deposited by us with the custodian. Upon receipt of confirmation of such deposit, the depository will issue ADSs to the underwriters named in this prospectus.

After the closing of this offering, the depository may create ADSs on your behalf if you or your broker deposit Class A ordinary shares with the custodian. The depository will deliver these ADSs to the person you indicate only after you pay any applicable issuance fees and any charges and taxes payable for the transfer of the Class A ordinary shares to the custodian. Your ability to deposit Class A ordinary shares and receive ADSs may be limited by the legal considerations in the United States and England and Wales applicable at the time of deposit.

The issuance of ADSs may be delayed until the depository or the custodian receives confirmation that all required approvals have been given and that the Class A ordinary shares have been duly transferred to the custodian. The depository will only issue ADSs in whole numbers.

When you make a deposit of Class A ordinary shares, you will be responsible for transferring good and valid title to the depository. As such, you will be deemed to represent and warrant that:

- the Class A ordinary shares are duly authorized, validly issued, fully paid, non-assessable, and legally obtained;
- all preemptive (and similar) rights, if any, with respect to such Class A ordinary shares have been validly waived or exercised;
- you are duly authorized to deposit the Class A ordinary shares;
- the Class A ordinary shares presented for deposit are free and clear of any lien, encumbrance, security interest, charge, mortgage, or adverse claim, and are not, and the ADSs issuable upon such deposit will not be, “restricted securities” (as defined in the deposit agreement);
- the Class A ordinary shares presented for deposit have not been stripped of any rights or entitlements; and
- the deposit of shares does not violate any applicable provision of English law.

If any of the representations or warranties are incorrect in any way, we and the depository may, at your cost and expense, take any and all actions necessary to correct the consequences of the misrepresentations.

#### ***Transfer, Combination and Split Up of ADRs***

As an ADR holder, you will be entitled to transfer, combine, or split up your ADRs and the ADSs evidenced thereby. For transfers of ADRs, you will have to surrender the ADRs to be transferred to the depository and also must:

- ensure that the surrendered ADR is properly endorsed or otherwise in proper form for transfer;
- provide such proof of identity and genuineness of signatures as the depository deems appropriate;
- provide any transfer stamps required by the State of New York or the United States; and
- pay all applicable fees, charges, expenses, taxes, and other government charges payable by ADR holders pursuant to the terms of the deposit agreement, upon the transfer of ADRs.

To have your ADRs either combined or split up, you must surrender the ADRs in question to the depository with your request to have them combined or split up, and you must pay all applicable fees, charges, and expenses payable by ADR holders, pursuant to the terms of the deposit agreement, upon a combination or split up of ADRs.

#### **Withdrawal of Class A Ordinary Shares Upon Cancellation of ADSs**

As a holder, you will be entitled to present your ADSs to the depository for cancellation and then receive the corresponding number of underlying Class A ordinary shares at the custodian’s offices. Your ability to withdraw the Class A ordinary shares held in respect of the ADSs may be limited by the legal considerations in the United States and England and Wales applicable at the time of withdrawal. In order to withdraw the Class A ordinary shares represented by your ADSs, you will be required to pay to the depository the fees for cancellation of ADSs and any charges and taxes payable upon the transfer of the Class A ordinary shares. You assume the risk for delivery of all funds and securities upon withdrawal. Once canceled, the ADSs will not have any rights under the deposit agreement.

If you hold ADSs registered in your name, the depository may ask you to provide proof of identity and genuineness of any signature and such other documents as the depository may deem appropriate before it will cancel your ADSs. The withdrawal of the Class A ordinary shares represented by your ADSs may be delayed until the depository receives satisfactory evidence of compliance with all applicable laws and regulations. Please keep in mind that the depository will only accept ADSs for cancellation that represent a whole number of securities on deposit.

You will have the right to withdraw the securities represented by your ADSs at any time except as a result of:

- temporary delays that may arise because (i) the transfer books for the Class A ordinary shares or ADSs are closed, or (ii) Class A ordinary shares are immobilized on account of a shareholders' meeting or a payment of dividends;
- obligations to pay fees, taxes and similar charges;
- restrictions imposed because of laws or regulations applicable to ADSs or the withdrawal of securities on deposit;
- other circumstances specifically contemplated by Section I.A.(I) of the General Instructions to Form F-6 (as such General Instructions may be amended from time to time).

The deposit agreement may not be modified to impair your right to withdraw the Class A ordinary shares represented by your ADSs except to comply with mandatory provisions of law.

### **Voting Rights**

As a holder, you generally have the right under the deposit agreement to instruct the depository to exercise the voting rights for the Class A ordinary shares represented by your ADSs. The voting rights of holders of Class A ordinary shares are described in "Description of Share Capital and Articles of Association — Articles of Association" in this prospectus. At our request, the depository will distribute to you any notice of shareholders' meeting received from us together with information explaining how to instruct the depository to exercise the voting rights of the Class A ordinary shares represented by ADSs. In lieu of distributing such materials, the depository bank may distribute to holders of ADSs instructions on how to retrieve such materials upon request.

If the depository timely receives voting instructions from a holder of ADSs, it will endeavor to vote (or cause the custodian to vote) the securities (in person or by proxy) represented by the holder's ADSs as follows:

- **If voting at the shareholders' meeting by show of hands: The depository will vote (or cause the custodian to vote) all the securities represented by ADSs in accordance with the voting instructions received from a majority of the ADS holders who provided voting instructions.**
- **If voting at the shareholders' meeting by poll: The depository will vote (or cause the custodian to vote) the securities represented by ADSs in accordance with the voting instructions received from the holders of ADSs.**

Securities for which no voting instructions have been received will not be voted (except as otherwise contemplated in the deposit agreement). Please note that the ability of the depository to carry out voting instructions may be limited by practical and legal limitations and the terms of the securities on deposit. We cannot assure you that you will receive voting materials in time to enable you to return voting instructions to the depository in a timely manner.



## Fees and Charges

As an ADS holder, you will be required to pay the following fees under the terms of the deposit agreement:

Service	Fees
Issuance of ADSs (e.g., an issuance of ADS upon a deposit of Class A ordinary shares or upon a change in the ADS(s)-to-Class A ordinary shares ratio), excluding ADS issuances as a result of distributions of Class A ordinary shares	Up to \$0.05 per ADS issued
Cancellation of ADSs (e.g., a cancellation of ADSs for delivery of deposited property or upon a change in the ADS(s)-to-Class A ordinary shares ratio, or for any other reason)	Up to \$0.05 per ADS cancelled
Distribution of cash dividends or other cash distributions (e.g., upon a sale of rights and other entitlements)	Up to \$0.05 per ADS held
Distribution of ADSs pursuant to (i) share dividends or other free share distributions, or (ii) exercise of rights to purchase additional ADSs	Up to \$0.05 per ADS held
Distribution of securities other than ADSs or rights to purchase additional ADSs (e.g., upon a spin-off)	Up to \$0.05 per ADS held
ADS Services	Up to \$0.05 per ADS held on the applicable record date(s) established by the depositary

As an ADS holder you will also be responsible to pay certain charges such as:

- taxes (including applicable interest and penalties) and other governmental charges;
- the registration fees as may from time to time be in effect for the registration of Class A ordinary shares on the share register and applicable to transfers of Class A ordinary shares to or from the name of the custodian, the depositary, or any nominees upon the making of deposits and withdrawals, respectively;
- certain cable, telex, and facsimile transmission and delivery expenses;
- the expenses and charges incurred by the depositary in the conversion of foreign currency;
- the fees and expenses incurred by the depositary in connection with compliance with exchange control regulations and other regulatory requirements applicable to Class A ordinary shares, ADSs, and ADRs; and the fees and expenses incurred by the depositary, the custodian, or any nominee in connection with the servicing or delivery of deposited property.

ADS fees and charges payable upon (i) the issuance of ADSs, and (ii) the cancellation of ADSs are charged to the person for whom the ADSs are issued (in the case of ADS issuances) and to the person for whom ADSs are cancelled (in the case of ADS cancellations). In the case of ADSs issued by the depositary into DTC, the ADS issuance and cancellation fees and charges may be deducted from distributions made through DTC, and may be charged to the DTC participant(s) receiving the ADSs being issued or the DTC participant(s) holding the ADSs being cancelled, as the case may be, on behalf of the beneficial owner(s) and will be charged by the DTC participant(s) to the account of the applicable beneficial owner(s) in accordance with the procedures and practices of the DTC participants as in effect at the time. ADS fees and charges in respect of distributions and the ADS service fee are charged to the holders as of the applicable ADS record date. In the case of distributions of cash, the amount of the applicable ADS fees and charges is deducted from the funds being distributed. In the case of (i) distributions other than cash and (ii) the ADS service fee, holders as of the ADS record date will be invoiced for the amount of the ADS fees and charges and such ADS fees and charges may be deducted from distributions made to holders of ADSs. For ADSs held through DTC, the ADS fees and charges for distributions other than cash and the ADS service fee may be deducted from distributions made through DTC, and may be charged to the DTC participants in accordance with the procedures and practices prescribed by DTC and the DTC participants in turn charge the amount of such ADS fees and charges to the beneficial owners for whom they hold ADSs.

In the event of refusal to pay the depositary fees, the depositary may, under the terms of the deposit agreement, refuse the requested service until payment is received or may set off the amount of the depositary fees from any distribution to be made to the ADS holder. Certain depositary fees and charges (such as the ADS services fee) may become payable shortly after the closing of the ADS offering. Note that the fees and charges you may be required to pay may vary over time and may be changed by us and by the depositary. You will receive prior notice of such changes. The depositary may reimburse us for certain expenses incurred by us in respect of the ADR program, by making available a portion of the ADS fees charged in respect of the ADR program or otherwise, upon such terms and conditions as we and the depositary agree from time to time.

#### **Amendments and Termination**

We may agree with the depositary to modify the deposit agreement at any time without your consent. We undertake to give holders 30 days' prior notice of any modifications that would materially prejudice any of their substantial rights under the deposit agreement. We will not consider to be materially prejudicial to your substantial rights any modifications or supplements that are reasonably necessary for the ADSs to be registered under the Securities Act or to be eligible for book-entry settlement, in each case without imposing or increasing the fees and charges you are required to pay. In addition, we may not be able to provide you with prior notice of any modifications or supplements that are required to accommodate compliance with applicable provisions of law.

You will be bound by the modifications to the deposit agreement if you continue to hold your ADSs after the modifications to the deposit agreement become effective. The deposit agreement cannot be amended to prevent you from withdrawing the Class A ordinary shares represented by your ADSs (except as permitted by law). We have the right to direct the depositary to terminate the deposit agreement. Similarly, the depositary may in certain circumstances on its own initiative terminate the deposit agreement. In either case, the depositary must give notice to the holders at least 30 days before termination. Until termination, your rights under the deposit agreement will be unaffected.

#### **Termination**

After termination, the depositary will continue to collect distributions received (but will not distribute any such property until you request the cancellation of your ADSs) and may sell the securities held on deposit. After the sale, the depositary will hold the proceeds from such sale and any other funds then held for the holders of ADSs in a non-interest bearing account. At that point, the depositary will have no further obligations to holders other than to account for the funds then held for the holders of ADSs still outstanding (after deduction of applicable fees, taxes and expenses).

#### **Books of Depositary**

The depositary will maintain ADS holder records at its depositary office. You may inspect such records at such office during regular business hours but solely for the purpose of communicating with other holders in the interest of business matters relating to the ADSs and the deposit agreement.

The depositary will maintain in New York facilities to record and process the issuance, cancellation, combination, split-up, and transfer of ADSs. These facilities may be closed from time to time, to the extent not prohibited by law.

#### **Transmission of Notices, Reports and Proxy Soliciting Material**

The depositary will make available for your inspection at its office all communications that it receives from us as a holder of deposited securities that we make generally available to holders of deposited securities. Subject to the terms of the deposit agreement, the depositary will send you copies of those communications or otherwise make those communications available to you if we ask it to.

#### **Limitations on Obligations and Liabilities**

The deposit agreement limits our obligations and the depositary's obligations to you. Please note the following:

- We and the depositary are obligated only to take the actions specifically stated in the deposit agreement without negligence or bad faith.

- The depositary disclaims any liability for any failure to carry out voting instructions, for any manner in which a vote is cast or for the effect of any vote, provided it acts in good faith and in accordance with the terms of the deposit agreement.
- The depositary disclaims any liability for any failure to determine the lawfulness or practicality of any action, for the content of any document forwarded to you on our behalf or for the accuracy of any translation of such a document, for the investment risks associated with investing in Class A ordinary shares, for the validity or worth of the Class A ordinary shares, for any tax consequences that result from the ownership of ADSs, for the credit-worthiness of any third party, for allowing any rights to lapse under the terms of the deposit agreement, for the timeliness of any of our notices, or for our failure to give notice.
- We and the depositary will not be obligated to perform any act that is inconsistent with the terms of the deposit agreement.
- We and the depositary disclaim any liability if we or the depositary are prevented or forbidden from or subject to any civil or criminal penalty or restraint on account of, or delayed in, doing or performing any act or thing required by the terms of the deposit agreement, by reason of any provision, present or future of any law or regulation, or by reason of present or future provision of any provision of our Articles of Association, or any provision of or governing the securities on deposit, or by reason of any act of God or war or other circumstances beyond our control.
- We and the depositary disclaim any liability by reason of any exercise of, or failure to exercise, any discretion provided for in the deposit agreement or in our Articles of Association or in any provisions of or governing the securities on deposit.
- We and the depositary further disclaim any liability for any action or inaction in reliance on the advice or information received from legal counsel, accountants, any person presenting Class A ordinary shares for deposit, any holder of ADSs or authorized representatives thereof, or any other person believed by either of us in good faith to be competent to give such advice or information.
- We and the depositary also disclaim liability for the inability by a holder to benefit from any distribution, offering, right or other benefit that is made available to holders of Class A ordinary shares but is not, under the terms of the deposit agreement, made available to you.
- We and the depositary may rely without any liability upon any written notice, request or other document believed to be genuine and to have been signed or presented by the proper parties.
- We and the depositary also disclaim liability for any consequential or punitive damages for any breach of the terms of the deposit agreement.
- No disclaimer of any Securities Act liability is intended by any provision of the deposit agreement.

Nothing in the deposit agreement gives rise to a partnership or joint venture, or establishes a fiduciary relationship, among us, the depositary bank and you as ADS holder.

Nothing in the deposit agreement precludes Citibank (or its affiliates) from engaging in transactions in which parties adverse to us or the ADS owners have interests, and nothing in the deposit agreement obligates Citibank to disclose those transactions, or any information obtained in the course of those transactions, to us or to the ADS owners, or to account for any payment received as part of those transactions.

#### **Pre-Release Transactions**

Subject to the terms and conditions of the deposit agreement, the depositary may issue to broker/dealers ADSs before receiving a deposit of Class A ordinary shares or release Class A ordinary shares to broker/dealers before receiving ADSs for cancellation. These transactions are commonly referred to as “pre-release transactions,” and are entered into between the depositary and the applicable broker/dealer. The deposit agreement limits the aggregate size of pre-release transactions (not to exceed 30% of the Class A ordinary shares on deposit in the aggregate, but such limit may be

changed or disregarded from time to time as the depositary deems appropriate) and imposes a number of conditions on such transactions (e.g., the need to receive collateral, the type of collateral required, the representations required from brokers, etc.). The depositary may retain the compensation received from the pre-release transactions.

#### **Taxes**

You will be responsible for the taxes and other governmental charges payable on the ADSs and the Class A ordinary shares represented by the ADSs. We, the depositary and the custodian may deduct from any distribution the taxes and governmental charges payable by holders and may sell any and all property on deposit to pay the taxes and governmental charges payable by holders. You will be liable for any deficiency if the sale proceeds do not cover the taxes that are due.

The depositary may refuse to issue ADSs; to deliver, transfer, split, and combine ADRs; or to release securities on deposit until all taxes and charges are paid by the applicable holder. The depositary and the custodian may take reasonable administrative actions to obtain tax refunds and reduced tax withholding for any distributions on your behalf. However, you may be required to provide to the depositary and to the custodian proof of taxpayer status and residence and such other information as the depositary and the custodian may require to fulfill legal obligations. You are required to indemnify us, the depositary and the custodian for any claims with respect to taxes based on any tax benefit obtained for you.

#### **Foreign Currency Conversion**

The depositary will arrange for the conversion of all foreign currency received into U.S. dollars if such conversion is practical, and it will distribute the U.S. dollars in accordance with the terms of the deposit agreement. You may have to pay fees and expenses incurred in converting foreign currency, such as fees and expenses incurred in complying with currency exchange controls and other governmental requirements.

If the conversion of foreign currency is not practical or lawful, or if any required approvals are denied or not obtainable at a reasonable cost or within a reasonable period, the depositary may take the following actions in its discretion:

- Convert the foreign currency to the extent practical and lawful and distribute the U.S. dollars to the holders for whom the conversion and distribution is lawful and practical.
- Distribute the foreign currency to holders for whom the distribution is lawful and practical.
- Hold the foreign currency (without liability for interest) for the applicable holders.

#### **Governing Law/Waiver of Jury Trial**

The deposit agreement and the ADRs will be interpreted in accordance with the laws of the State of New York. The rights of holders of Class A ordinary shares (including Class A ordinary shares represented by ADSs) are governed by the laws of England and Wales.

**AS A PARTY TO THE DEPOSIT AGREEMENT, YOU IRREVOCABLY WAIVE YOUR RIGHT TO TRIAL BY JURY IN ANY LEGAL PROCEEDING AGAINST US AND/OR THE DEPOSITARY ARISING OUT OF THE DEPOSIT AGREEMENT OR THE ADRS .**

## SHARES ELIGIBLE FOR FUTURE SALE

Prior to this offering, no public market existed for our ordinary shares or ADSs, and although we expect that our ADSs will be approved for listing on the New York Stock Exchange, we cannot assure investors that there will be an active public market for our ADSs following this offering. We cannot predict what effect, if any, sales of our ADSs in the public market or the availability of ADSs for sale will have on the market price of our ADSs. Future sales of substantial amounts of ADSs in the public market, the availability of ADSs for future sale or the perception that such sales may occur, however, could adversely affect the market price of our ADSs and also could adversely affect our future ability to raise capital through the sale of our ADSs or other equity-related securities at times and prices we believe appropriate.

Based on our ordinary shares outstanding as of March 31, 2018, upon closing of this offering, Class A ordinary shares, including Class A ordinary shares underlying ADSs, will be outstanding, Class B ordinary shares will be outstanding and 3,470,229 Class C ordinary shares will be outstanding.

All of the ADSs sold in this offering will be freely tradable without restrictions or further registration under the Securities Act, except for any ADSs sold to our “affiliates,” as that term is defined under Rule 144 under the Securities Act. The outstanding Class A ordinary shares, Class B ordinary shares and Class C ordinary shares held by existing shareholders are “restricted securities,” as that term is defined in Rule 144 under the Securities Act. Restricted securities may be sold in the public market only if the offer and sale is registered under the Securities Act or if the offer and sale of those securities qualifies for exemption from registration, including exemptions provided by Rules 144 or 701 promulgated under the Securities Act. Restricted securities may also be sold outside of the United States to non-U.S. persons in accordance with Rule 904 of Regulation S under the Securities Act.

Subject to the lock-up agreements and restrictions contained in our articles of association described below and the provisions of Rule 144 or Regulation S under the Securities Act, as well as our insider trading policy, these restricted securities will begin to be available for sale in the public market at various times beginning at least 180 days after the date of this prospectus.

### Rule 144

In general, under Rule 144 as currently in effect, once we have been subject to public company reporting requirements for at least 90 days, a person who is not deemed to have been one of our affiliates for purposes of the Securities Act at any time during the 90 days preceding a sale and who has beneficially owned the shares proposed to be sold for at least six months, including the holding period of any prior owner other than our affiliates, is entitled to sell such shares without complying with the manner of sale, volume limitation, or notice provisions of Rule 144, subject to compliance with the public information requirements of Rule 144. If such a person has beneficially owned the shares proposed to be sold for at least one year, including the holding period of any prior owner other than our affiliates, then such person is entitled to sell such shares without complying with any of the requirements of Rule 144.

In general, under Rule 144 as currently in effect, our affiliates or persons selling shares on behalf of our affiliates are entitled to sell upon expiration of the lock-up agreements and restrictions contained in our articles of association described below, within any three-month period beginning 90 days after the date of this prospectus, a number of shares that does not exceed the greater of:

- 1% of the number of Class A ordinary shares then outstanding, which will equal approximately                      shares immediately after this offering; or
- the average weekly trading volume of our ADSs during the four calendar weeks preceding the filing of a notice on Form 144 with respect to such sale.

Sales under Rule 144 by our affiliates or persons selling shares on behalf of our affiliates are also subject to certain manner of sale provisions and notice requirements and to the availability of current public information about us.

## **Rule 701**

Rule 701 generally allows a shareholder who was issued shares pursuant to a written compensatory plan or contract and who is not deemed to have been an affiliate of our company during the immediately preceding 90 days to sell these shares in reliance upon Rule 144, but without being required to comply with the public information, holding period, volume limitation or notice provisions of Rule 144. Rule 701 also permits affiliates of our company to sell their Rule 701 shares under Rule 144 without complying with the holding period requirements of Rule 144. All holders of Rule 701 shares, however, are required by that rule to wait until 90 days after the date of this prospectus before selling those shares pursuant to Rule 701.

## **Regulation S**

Regulation S provides generally that sales made in offshore transactions are not subject to the registration or prospectus-delivery requirements of the Securities Act.

## **Lock-up Arrangements**

We, our executive officers, directors and holders of substantially all of our outstanding ordinary shares (including all of the selling shareholders) have agreed that, subject to certain exceptions, for a period of 180 days from the date of this prospectus, we and they will not, without the prior written consent of Morgan Stanley & Co. LLC, dispose of or hedge any ADSs or shares or any securities convertible into or exchangeable for shares of our company. Morgan Stanley & Co. LLC may, at its discretion, release or waive any of the securities subject to these lock-up agreements at any time.

In addition, our articles of association provide that (i) each holder of Class B ordinary shares may not dispose of (a) any Class B ordinary shares during the period ending 180 days from the date of this prospectus, (b) more than 25% of the Class B ordinary shares held by such holder as of the date of this prospectus in the 18-month period following the date of this prospectus (including by conversion to Class A ordinary shares), (c) more than 40% of the Class B ordinary shares held by such holder as of the date of this prospectus in the three-year period following the date of this prospectus (including by conversion to Class A ordinary shares) and (d) more than 60% of the Class B ordinary shares held by such holder as of the date of this prospectus in the five-year period following the date of this prospectus (including by conversion to Class A ordinary shares) and (ii) each holder of Class C ordinary shares may not dispose of (a) any Class C ordinary shares during the period ending 180 days from the date of this prospectus or (b) more than 25% of the Class C ordinary shares held by such holder as of the date of this prospectus in the 18-month period following the date of this prospectus (including by conversion to Class A ordinary shares). All of our directors and officers and certain of our other employees have agreed to receive Class B ordinary shares in exchange for all ordinary shares currently held by them. See "Description of Share Capital and Articles of Association."

## **Registration Statement on Form S-8**

We intend to file a registration statement on Form S-8 under the Securities Act to register all of the ordinary shares issued or reserved for issuance under our equity plans. We expect to file this registration statement as promptly as possible after the completion of this offering. Shares covered by this registration statement will be eligible for sale in the public market, subject to the Rule 144 limitations applicable to affiliates, vesting restrictions and any applicable lock-up agreements, market-standoff agreements and restrictions contained in our articles of association.

## MATERIAL TAX CONSIDERATIONS

### U.S. Federal Income Tax Considerations for U.S. Holders

The following discussion describes the material U.S. federal income tax consequences relating to the ownership and disposition of our Class A ordinary shares or ADSs by U.S. Holders (as defined below). This discussion applies to U.S. Holders that purchase our Class A ordinary shares or ADSs pursuant to this offering and hold such Class A ordinary shares or ADSs as capital assets for tax purposes. This discussion is based on the U.S. Internal Revenue Code of 1986, as amended, or the Code, U.S. Treasury regulations promulgated thereunder and administrative and judicial interpretations thereof, and the income tax treaty between the United Kingdom and the United States, or the Treaty, all as in effect on the date hereof and all of which are subject to change, possibly with retroactive effect. This discussion does not address all of the U.S. federal income tax consequences that may be relevant to specific U.S. Holders in light of their particular circumstances or to U.S. Holders subject to special treatment under U.S. federal income tax law (such as certain financial institutions, insurance companies, dealers or traders in securities or other persons that generally mark their securities to market for U.S. federal income tax purposes, tax-exempt entities or governmental organizations, retirement plans, regulated investment companies, real estate investment trusts, grantor trusts, brokers, dealers or traders in securities, commodities, currencies or notional principal contracts, certain former citizens or long-term residents of the United States, persons who hold our Class A ordinary shares or ADSs as part of a “straddle,” “hedge,” “conversion transaction,” “synthetic security” or integrated investment, persons that have a “functional currency” other than the U.S. dollar, persons who are subject to the tax accounting rules of Section 451(b) of the Code, persons that own directly, indirectly or through attribution 10% or more (by vote or value) of our equity, corporations that accumulate earnings to avoid U.S. federal income tax, partnerships and other pass-through entities, and investors in such pass-through entities). This discussion does not address any U.S. state or local or non-U.S. tax consequences or any U.S. federal estate, gift or alternative minimum tax consequences.

As used in this discussion, the term “U.S. Holder” means a beneficial owner of our Class A ordinary shares or ADSs that is, for U.S. federal income tax purposes, (1) an individual who is a citizen or resident of the United States, (2) a corporation (or entity treated as a corporation for U.S. federal income tax purposes) created or organized in or under the laws of the United States, any state thereof, or the District of Columbia, (3) an estate the income of which is subject to U.S. federal income tax regardless of its source or (4) a trust (x) with respect to which a court within the United States is able to exercise primary supervision over its administration and one or more United States persons have the authority to control all of its substantial decisions or (y) that has elected under applicable U.S. Treasury regulations to be treated as a domestic trust for U.S. federal income tax purposes.

If an entity treated as a partnership for U.S. federal income tax purposes holds our Class A ordinary shares or ADSs, the U.S. federal income tax consequences relating to an investment in such Class A ordinary shares or ADSs will depend upon the status and activities of such entity and the particular partner. Any such entity and a partner in any such entity should consult its own tax advisor regarding the U.S. federal income tax consequences applicable to it (and, as applicable, its partners) of the purchase, ownership and disposition of our Class A ordinary shares or ADSs.

Persons considering an investment in our Class A ordinary shares or ADSs should consult their own tax advisors as to the particular tax consequences applicable to them relating to the purchase, ownership and disposition of our Class A ordinary shares or ADSs, including the applicability of U.S. federal, state and local tax laws and non-U.S. tax laws.

The discussion below assumes that the representations contained in the deposit agreement are true and that the obligations in the deposit agreement and any related agreement will be complied with in accordance with their terms. Generally, a holder of an ADS should be treated for U.S. federal income tax purposes as holding the Class A ordinary shares represented by the ADS. Accordingly, no gain or loss will be recognized upon an exchange of ADSs for Class A ordinary shares. The U.S. Treasury has expressed concerns that intermediaries in the chain of ownership between the holder of an ADS and the issuer of the security underlying the ADS may be taking actions that are inconsistent with the holder of the ADS’s beneficial ownership of the underlying security. Accordingly the creditability of foreign taxes, if any, as described below, could be affected by actions taken by intermediaries in the chain of ownership between the holders of ADSs and us if as a result of such actions the holders of ADSs are not properly treated as beneficial owners of the underlying Class A ordinary shares. These actions would also be inconsistent with the claiming of the reduced rate of tax, described below, applicable to dividends received by certain non-corporate holders.

### ***Passive Foreign Investment Company Rules***

In general, a corporation organized outside the United States will be treated as a passive foreign investment company, or PFIC, for any taxable year in which either (1) at least 75% of its gross income is "passive income," or the PFIC income test, or (2) on average at least 50% of its assets, determined on a quarterly basis, are assets that produce passive income or are held for the production of passive income, or the PFIC asset test. Passive income for this purpose generally includes, among other things, dividends, interest, royalties, rents, and gains from the sale or exchange of property that give rise to passive income. Assets that produce or are held for the production of passive income generally include cash, even if held as working capital or raised in a public offering, marketable securities, and other assets that may produce passive income. Generally, in determining whether a non-U.S. corporation is a PFIC, a proportionate share of the income and assets of each corporation in which it owns, directly or indirectly, at least a 25% interest (by value) is taken into account.

Although PFIC status is determined on an annual basis and generally cannot be determined until the end of the taxable year, based on the nature of our current and expected income and the current and expected value and composition of our assets, we believe we were not a PFIC for our 2017 tax year and we do not expect to be a PFIC for our current taxable year. There can be no assurance that we will not be a PFIC in future taxable years. Even if we determine that we are not a PFIC for a taxable year, there can be no assurance that the Internal Revenue Service, or IRS, will agree with our conclusion and that the IRS would not successfully challenge our position. Because of the uncertainties involved in establishing our PFIC status, our U.S. counsel expresses no opinion regarding our PFIC status.

If we are a PFIC in any taxable year during which a U.S. Holder owns our Class A ordinary shares or ADSs, the U.S. Holder could be liable for additional taxes and interest charges under the "PFIC excess distribution regime" upon (1) a distribution paid during a taxable year that is greater than 125% of the average annual distributions paid in the three preceding taxable years, or, if shorter, the U.S. Holder's holding period for our Class A ordinary shares or ADSs, and (2) any gain recognized on a sale, exchange or other disposition, including, under certain circumstances, a pledge, of our Class A ordinary shares or ADSs, whether or not we continue to be a PFIC. Under the PFIC excess distribution regime, the tax on such distribution or gain would be determined by allocating the distribution or gain ratably over the U.S. Holder's holding period for our Class A ordinary shares or ADSs. The amount allocated to the current taxable year (i.e., the year in which the distribution occurs or the gain is recognized) and any year prior to the first taxable year in which we are a PFIC will be taxed as ordinary income earned in the current taxable year. The amount allocated to other taxable years will be taxed at the highest marginal rates in effect for individuals or corporations, as applicable, to ordinary income for each such taxable year, and an interest charge, generally applicable to underpayments of tax, will be added to the tax.

If we are a PFIC for any year during which a U.S. Holder holds our Class A ordinary shares or ADSs, we must generally continue to be treated as a PFIC by that holder for all succeeding years during which the U.S. Holder holds such Class A ordinary shares or ADSs, unless we cease to meet the requirements for PFIC status and the U.S. Holder makes a "deemed sale" election with respect to our Class A ordinary shares or ADSs. If the election is made, the U.S. Holder will be deemed to sell our Class A ordinary shares or ADSs it holds at their fair market value on the last day of the last taxable year in which we qualified as a PFIC, and any gain recognized from such deemed sale would be taxed under the PFIC excess distribution regime. After the deemed sale election, the U.S. Holder's Class A ordinary shares or ADSs would not be treated as shares of a PFIC unless we subsequently become a PFIC.

If we are a PFIC for any taxable year during which a U.S. Holder holds our Class A ordinary shares or ADSs and one of our non-United States subsidiaries is also a PFIC (i.e., a lower-tier PFIC), such U.S. Holder would be treated as owning a proportionate amount (by value) of the shares of the lower-tier PFIC and would be taxed under the PFIC excess distribution regime on distributions by the lower-tier PFIC and on gain from the disposition of shares of the lower-tier PFIC even though such U.S. Holder would not receive the proceeds of those distributions or dispositions. Any of our non-United States subsidiaries that have elected to be disregarded as entities separate from us or as partnerships for U.S. federal income tax purposes would not be corporations under U.S. federal income tax law and accordingly, cannot be classified as lower-tier PFICs. However, a non-United States subsidiary that has not made the election may be classified as a lower-tier PFIC if we are a PFIC during your holding period and the subsidiary meets the PFIC income test or PFIC asset test.



If we are a PFIC, a U.S. Holder will not be subject to tax under the PFIC excess distribution regime on distributions or gain recognized on our Class A ordinary shares or ADSs if a valid “mark-to-market” election is made by the U.S. Holder for our Class A ordinary shares or ADSs. An electing U.S. Holder generally would take into account as ordinary income each year, the excess of the fair market value of our Class A ordinary shares or ADSs held at the end of such taxable year over the adjusted tax basis of such Class A ordinary shares or ADSs. The U.S. Holder would also take into account, as an ordinary loss each year, the excess of the adjusted tax basis of such Class A ordinary shares or ADSs over their fair market value at the end of the taxable year, but only to the extent of the excess of amounts previously included in income over ordinary losses deducted as a result of the mark-to-market election. The U.S. Holder’s tax basis in our Class A ordinary shares or ADSs would be adjusted annually to reflect any income or loss recognized as a result of the mark-to-market election. Any gain from a sale, exchange or other disposition of our Class A ordinary shares or ADSs in any taxable year in which we are a PFIC would be treated as ordinary income and any loss from such sale, exchange or other disposition would be treated first as ordinary loss (to the extent of any net mark-to-market gains previously included in income) and thereafter as capital loss. If, after having been a PFIC for a taxable year, we cease to be classified as a PFIC because we no longer meet the PFIC income or PFIC asset test, the U.S. Holder would not be required to take into account any latent gain or loss in the manner described above and any gain or loss recognized on the sale or exchange of the Class A ordinary shares or ADSs would be classified as a capital gain or loss.

A mark-to-market election is available to a U.S. Holder only for “marketable stock.” Generally, stock will be considered marketable stock if it is “regularly traded” on a “qualified exchange” within the meaning of applicable U.S. Treasury regulations. A class of stock is regularly traded during any calendar year during which such class of stock is traded, other than in de minimis quantities, on at least 15 days during each calendar quarter.

Our ADSs will be marketable stock as long as they remain listed on the New York Stock Exchange and are regularly traded. A mark-to-market election will not apply to the Class A ordinary shares or ADSs for any taxable year during which we are not a PFIC, but will remain in effect with respect to any subsequent taxable year in which we become a PFIC. Such election will not apply to any of our non-U.S. subsidiaries. Accordingly, a U.S. Holder may continue to be subject to tax under the PFIC excess distribution regime with respect to any lower-tier PFICs notwithstanding the U.S. Holder’s mark-to-market election for our Class A ordinary shares or ADSs.

The tax consequences that would apply if we are a PFIC would also be different from those described above if a U.S. Holder were able to make a valid qualified electing fund, or “QEF,” election. As we do not expect to provide U.S. Holders with the information necessary for a U.S. Holder to make a QEF election, prospective investors should assume that a QEF election will not be available.

**The U.S. federal income tax rules relating to PFICs are very complex. Prospective U.S. investors are strongly urged to consult their own tax advisors with respect to the impact of PFIC status on the purchase, ownership and disposition of our Class A ordinary shares or ADSs, the consequences to them of an investment in a PFIC, any elections available with respect to the Class A ordinary shares or ADSs and the IRS information reporting obligations with respect to the purchase, ownership and disposition of Class A ordinary shares or ADSs of a PFIC.**

#### *Distributions*

Subject to the discussion above under “— Passive Foreign Investment Company Rules,” a U.S. Holder that receives a distribution with respect to our Class A ordinary shares or ADSs generally will be required to include the gross amount of such distribution in gross income as a dividend when actually or constructively received by the U.S. Holder (or in the case of ADSs, the depository) to the extent of the U.S. Holder’s pro rata share of our current and/or accumulated earnings and profits (as determined under U.S. federal income tax principles). To the extent a distribution received by a U.S. Holder is not a dividend because it exceeds the U.S. Holder’s pro rata share of our current and accumulated earnings and profits, it will be treated first as a tax-free return of capital and reduce (but not below zero) the adjusted tax basis of the U.S. Holder’s Class A ordinary shares or ADSs. To the extent the distribution exceeds the adjusted tax basis of the U.S. Holder’s Class A ordinary shares or ADSs, the remainder will be taxed as capital gain. Because we may not account for our earnings and profits in accordance with U.S. federal income tax principles, U.S. Holders should expect all distributions to be reported to them as dividends. The amount of a dividend will include any amounts withheld by the Company in respect of United Kingdom taxes.

Distributions on our Class A ordinary shares or ADSs that are treated as dividends generally will constitute income from sources outside the United States for foreign tax credit purposes and generally will constitute passive category income. Subject to applicable limitations, some of which vary depending upon the U.S. Holder's particular circumstances, and subject to the discussion above regarding concerns expressed by the U.S. Treasury, any United Kingdom income taxes withheld from dividends on Class A ordinary shares or ADSs at a rate not exceeding the rate provided by the Treaty will be creditable against the U.S. Holder's U.S. federal income tax liability. The rules governing foreign tax credits are complex and U.S. Holders should consult their tax advisers regarding the creditability of foreign taxes in their particular circumstances. In lieu of claiming a foreign tax credit, U.S. Holders may, at their election, deduct foreign taxes, including any United Kingdom income tax, in computing their taxable income, subject to generally applicable limitations under U.S. law. An election to deduct foreign taxes instead of claiming foreign tax credits applies to all foreign taxes paid or accrued in the taxable year.

Distributions paid on our Class A ordinary shares or ADSs will not be eligible for the "dividends received" deduction generally allowed to corporate shareholders with respect to dividends received from U.S. corporations under the Code. Subject to the discussion above regarding concerns expressed by the U.S. Treasury, dividends paid by a "qualified foreign corporation" to non-corporate U.S. Holders are eligible for taxation at a reduced capital gains rate rather than the marginal tax rates generally applicable to ordinary income provided that a holding period requirement (more than 60 days of ownership, without protection from the risk of loss, during the 121-day period beginning 60 days before the ex-dividend date) and certain other requirements are met. Each U.S. Holder is advised to consult its tax advisors regarding the availability of the reduced tax rate on dividends to its particular circumstances. However, if we are a PFIC for the taxable year in which the dividend is paid or the preceding taxable year (see discussion above under "— Passive Foreign Investment Company Rules"), we will not be treated as a qualified foreign corporation, and therefore the reduced capital gains tax rate described above will not apply.

A non-United States corporation (other than a corporation that is classified as a PFIC for the taxable year in which the dividend is paid or the preceding taxable year) generally will be considered to be a qualified foreign corporation with respect to any dividend it pays on Class A ordinary shares or ADSs that are readily tradable on an established securities market in the United States.

The amount of any dividend income that is paid in British Pounds will be the U.S. dollar amount calculated by reference to the exchange rate in effect on the date of receipt, regardless of whether the payment is in fact converted into U.S. dollars. If the dividend is converted into U.S. dollars on the date of receipt (actual or constructive), a U.S. Holder should not be required to recognize foreign currency gain or loss in respect of the dividend income. A U.S. Holder may have foreign currency gain or loss if the dividend is converted into U.S. dollars after the date of receipt (actual or constructive).

#### ***Sale, Exchange or Other Taxable Disposition of Our Class A Ordinary Shares or ADSs***

Subject to the discussion above under "— Passive Foreign Investment Company Rules," a U.S. Holder generally will recognize capital gain or loss for U.S. federal income tax purposes upon the sale, exchange or other disposition of our Class A ordinary shares or ADSs in an amount equal to the difference, if any, between the amount realized ( *i.e.* , the amount of cash plus the fair market value of any property received) on the sale, exchange or other disposition and such U.S. Holder's adjusted tax basis in the Class A ordinary shares or ADSs. Such capital gain or loss generally will be long-term capital gain taxable at a reduced rate for non-corporate U.S. Holders or long-term capital loss if, on the date of sale, exchange or other disposition, the Class A ordinary shares or ADSs were held by the U.S. Holder for more than one year. Any capital gain of a non-corporate U.S. Holder that is not long-term capital gain is taxed at ordinary income rates. The deductibility of capital losses is subject to limitations. Any gain or loss recognized from the sale or other disposition of our Class A ordinary shares or ADSs will generally be gain or loss from sources within the United States for U.S. foreign tax credit purposes.

#### ***Medicare Tax***

Certain U.S. Holders that are individuals, estates or trusts and whose income exceeds certain thresholds generally are subject to a 3.8% tax on all or a portion of their net investment income, which may include their gross dividend income and net gains from the disposition of our Class A ordinary shares or ADSs. If you are a U.S. Holder that is an

individual, estate or trust, you are encouraged to consult your tax advisors regarding the applicability of this Medicare tax to your income and gains in respect of your investment in our Class A ordinary shares or ADSs.

### ***Information Reporting and Backup Withholding***

U.S. Holders may be required to file certain U.S. information reporting returns with the IRS with respect to an investment in our Class A ordinary shares or ADSs, including, among others, IRS Form 8938 (Statement of Specified Foreign Financial Assets). In addition, each U.S. Holder who is a shareholder of a PFIC must file an annual report containing certain information. U.S. Holders paying more than \$100,000 for our Class A ordinary shares or ADSs may be required to file IRS Form 926 (Return by a U.S. Transferor of Property to a Foreign Corporation) reporting this payment. Substantial penalties may be imposed upon a U.S. Holder that fails to comply with the required information reporting.

Dividends on and proceeds from the sale or other disposition of our Class A ordinary shares or ADSs generally have to be reported to the IRS unless the U.S. Holder establishes a basis for exemption. Backup withholding may apply to amounts subject to reporting if the holder (1) fails to provide an accurate U.S. taxpayer identification number or otherwise establish a basis for exemption, or (2) is described in certain other categories of persons. However, U.S. Holders that are corporations generally are excluded from these information reporting and backup withholding tax rules.

Backup withholding is not an additional tax. Any amounts withheld under the backup withholding rules generally will be allowed as a refund or a credit against a U.S. Holder's U.S. federal income tax liability if the required information is furnished by the U.S. Holder on a timely basis to the IRS.

U.S. Holders should consult their own tax advisors regarding the backup withholding tax and information reporting rules.

**EACH PROSPECTIVE INVESTOR IS URGED TO CONSULT ITS OWN TAX ADVISOR ABOUT THE TAX CONSEQUENCES TO IT OF AN INVESTMENT IN OUR CLASS A ORDINARY SHARES OR ADSs IN LIGHT OF THE INVESTOR'S OWN CIRCUMSTANCES. IN ADDITION, SIGNIFICANT CHANGES IN U.S. FEDERAL INCOME TAX LAWS WERE RECENTLY ENACTED. PROSPECTIVE INVESTORS SHOULD ALSO CONSULT WITH THEIR TAX ADVISORS WITH RESPECT TO SUCH CHANGES IN U.S. TAX LAW AS WELL AS POTENTIAL CONFORMING CHANGES IN STATE TAX LAWS.**

### **U.K. Taxation**

The following is intended as a general guide to current U.K. tax law and HM Revenue & Customs, or HMRC, published practice applying as at the date of this prospectus (both of which are subject to change at any time, possibly with retrospective effect) relating to the holding of ADSs. It does not constitute legal or tax advice and does not purport to be a complete analysis of all U.K. tax considerations relating to the holding of ADSs, or all of the circumstances in which holders of ADSs may benefit from an exemption or relief from U.K. taxation. It is written on the basis that the company is and remains solely resident in the U.K. for tax purposes and will therefore be subject to the U.K. tax regime and not the U.S. tax regime save as set out above under "U.S. Federal Income Taxation."

Except to the extent that the position of non-U.K. resident persons is expressly referred to, this guide relates only to persons who are resident (and, in the case of individuals, domiciled or deemed domiciled) for tax purposes solely in the U.K. and do not have a permanent establishment or fixed base in any other jurisdiction with which the holding of the ADSs is connected, or U.K. Holders, who are absolute beneficial owners of the ADSs (where the ADSs are not held through an Individual Savings Account or a Self-Invested Personal Pension) and who hold the ADSs as investments.

This guide may not relate to certain classes of U.K. Holders, such as (but not limited to):

- persons who are connected with the company;
- financial institutions;
- insurance companies;

- charities or tax-exempt organizations;
- collective investment schemes;
- pension schemes;
- market makers, intermediaries, brokers or dealers in securities;
- persons who have (or are deemed to have) acquired their ADSs by virtue of an office or employment or who are or have been officers or employees of the company or any of its affiliates; and
- individuals who are subject to U.K. taxation on a remittance basis.

The decision of the First-tier Tribunal (Tax Chamber) in *HSBC Holdings PLC and The Bank of New York Mellon Corporation v HMRC* (2012) has cast some doubt on whether a holder of a depositary receipt is the beneficial owner of the underlying shares. However, based on published HMRC guidance we would expect that HMRC will regard a holder of ADSs as holding the beneficial interest in the underlying shares and therefore these paragraphs assume that a holder of ADSs is the beneficial owner of the underlying Class A ordinary shares and any dividends paid in respect of the underlying Class A ordinary shares (where the dividends are regarded for U.K. purposes as that person's own income) for U.K. direct tax purposes.

**THESE PARAGRAPHS ARE A SUMMARY OF CERTAIN U.K. TAX CONSIDERATIONS AND ARE INTENDED AS A GENERAL GUIDE ONLY. IT IS RECOMMENDED THAT ALL HOLDERS OF ADSs OBTAIN ADVICE AS TO THE CONSEQUENCES OF THE ACQUISITION, OWNERSHIP AND DISPOSAL OF THE ADSs IN THEIR OWN SPECIFIC CIRCUMSTANCES FROM THEIR OWN TAX ADVISORS. IN PARTICULAR, NON-U.K. RESIDENT OR DOMICILED PERSONS ARE ADVISED TO CONSIDER THE POTENTIAL IMPACT OF ANY RELEVANT DOUBLE TAXATION AGREEMENTS.**

## *Dividends*

### *Withholding Tax*

Dividends paid by the company will not be subject to any withholding or deduction for or on account of U.K. tax.

### *Income Tax*

An individual U.K. Holder may, depending on his or her particular circumstances, be subject to U.K. tax on dividends received from the company. An individual holder of ADSs who is not resident for tax purposes in the United Kingdom should not be chargeable to U.K. income tax on dividends received from the company unless he or she carries on (whether solely or in partnership) a trade, profession or vocation in the U.K. through a branch or agency to which the ADSs are attributable. There are certain exceptions for trading in the U.K. through independent agents, such as some brokers and investment managers.

All dividends received by an individual U.K. Holder from us or from other sources will form part of that U.K. Holder's total income for income tax purposes and will constitute the top slice of that income. A nil rate of income tax will apply to the first £2,000 of taxable dividend income received by the individual U.K. Holder in a tax year. Income within the nil rate band will be taken into account in determining whether income in excess of the £2,000 tax-free allowances falls within the basic rate, higher rate or additional rate tax bands.

Dividend income in excess of the tax-free allowance will (subject to the availability of any income tax personal allowance) be taxed at 7.5 per cent. to the extent that the excess amount falls within the basic rate tax band, 32.5 per cent. to the extent that the excess amount falls within the higher rate tax band and 38.1 per cent. to the extent that the excess amount falls within the additional rate tax band.

### *Corporation Tax*

A corporate holder of ADSs who is not resident for tax purposes in the United Kingdom should not be chargeable to U.K. corporation tax on dividends received from the company unless it carries on (whether solely or in partnership) a trade in the United Kingdom through a permanent establishment to which the ADSs are attributable.

Corporate U.K. Holders should not be subject to U.K. corporation tax on any dividend received from the company so long as the dividends qualify for exemption, which should be the case, although certain conditions must be met. If the conditions for the exemption are not satisfied, or such U.K. Holder elects for an otherwise exempt dividend to be taxable, U.K. corporation tax will be chargeable on the amount of any dividends (at the current rate of 19%).

### *Chargeable Gains*

A disposal or deemed disposal of ADSs by a U.K. Holder may, depending on the U.K. Holder's circumstances and subject to any available exemptions or reliefs (such as the annual exemption), give rise to a chargeable gain or an allowable loss for the purposes of U.K. capital gains tax and corporation tax on chargeable gains.

If an individual U.K. Holder who is subject to U.K. income tax at either the higher or the additional rate is liable to U.K. capital gains tax on the disposal of ADSs, the current applicable rate will be 20%. For an individual U.K. Holder who is subject to U.K. income tax at the basic rate and liable to capital gains tax on such disposal, the current applicable rate would be 10%, save to the extent that any capital gains exceed the unused basic rate tax band. In that case, the rate currently applicable to the excess would be 20%.

If a corporate U.K. Holder becomes liable to U.K. corporation tax on the disposal (or deemed disposal) of ADSs, the main rate of U.K. corporation tax (currently 19%) would apply. Indexation allowance is not available in respect of disposals of ADSs acquired on or after January 1, 2018 (and only covers the movement in the retail prices index up until 31 December 2017, in respect of assets acquired prior to that date).

A holder of ADSs which is not resident for tax purposes in the United Kingdom should not normally be liable to U.K. capital gains tax or corporation tax on chargeable gains on a disposal (or deemed disposal) of ADSs unless the person is carrying on (whether solely or in partnership) a trade, profession or vocation in the United Kingdom through a permanent establishment to which the ADSs are attributable. However, an individual holder of ADSs who has ceased to be resident for tax purposes in the United Kingdom for a period of less than five years and who disposes of ADSs during that period may be liable on his or her return to the United Kingdom to U.K. tax on any capital gain realized (subject to any available exemption or relief).

### *Stamp Duty and Stamp Duty Reserve Tax*

*The discussion below relates to the holders of our Class A ordinary shares or ADSs wherever resident, however it should be noted that special rules may apply to certain persons such as market makers, brokers, dealers or intermediaries.*

#### *Issues of Shares*

No U.K. stamp duty or stamp duty reserve tax, or SDRT, is payable on the issue of the underlying Class A ordinary shares in the company.

#### *Issues or Transfers of ADSs*

No U.K. stamp duty or SDRT is payable on the issue or transfer of (including an agreement to transfer) ADSs in the Company.

#### *Transfers of Shares*

An unconditional agreement to transfer Class A ordinary shares in certificated form will normally give rise to a charge to SDRT at the rate of 0.5% of the amount or value of the consideration payable for the transfer. The purchaser of the shares is liable for the SDRT. Transfers of Class A ordinary shares in certificated form are generally also subject to stamp duty at the rate of 0.5% of the amount or value of the consideration given for the transfer (rounded up to the

next £5.00). Stamp duty is normally paid by the purchaser. The charge to SDRT will be canceled or, if already paid, repaid (generally with interest), where a transfer instrument has been duly stamped within six years of the charge arising (either by paying the stamp duty or by claiming an appropriate relief) or if the instrument is otherwise exempt from stamp duty.

An unconditional agreement to transfer Class A ordinary shares to, or to a nominee or agent for, a person whose business is or includes the issue of depositary receipts or the provision of clearance services will generally be subject to SDRT (or, where the transfer is effected by a written instrument, stamp duty) at a higher rate of 1.5% of the amount or value of the consideration given for the transfer unless the clearance service has made and maintained an election under section 97A of the U.K. Finance Act 1986, or a section 97A election. It is understood that HMRC regards the facilities of DTC as a clearance service for these purposes and we are not aware of any section 97A election having been made by DTC.

Based on current published HMRC practice following case law in respect of the European Council Directives 69/335/EEC and 2008/7/EC, or the Capital Duties Directives, no stamp duty or SDRT is generally payable where the transfer of Class A ordinary shares to a clearance service or depositary receipt system is an integral part of an issue of share capital (although the relevant judgment refers to transfers which are integral to the raising of capital). In addition, a recent Court of Justice of the European Union judgment (*Air Berlin plc v HMRC (2017)*) held on the relevant facts that the Capital Duties Directives preclude the taxation of a transfer of legal title to shares for the sole purpose of listing those shares on a stock exchange which does not impact the beneficial ownership of the shares, but, as yet, the U.K. domestic law and HMRC's published practice remain unchanged and, accordingly, we anticipate that amounts on account of SDRT will continue to be collected by the depositary receipt issuer or clearance service. Holders of Class A ordinary shares should consult their own independent professional advisers before incurring or reimbursing the costs of such a 1.5% SDRT charge.

Any stamp duty or SDRT payable on a transfer of Class A ordinary shares to a depositary receipt system or clearance service will in practice generally be paid by the participants in the clearance service or depositary receipt system. Any stamp duty or SDRT payable on the transfer to a clearance service or depositary receipt system of Class A ordinary shares that will be represented by ADSs to be sold by the selling shareholders will ultimately be borne by the selling shareholders.

## UNDERWRITERS

Under the terms and subject to the conditions in an underwriting agreement dated the date of this prospectus, the underwriters named below, for whom Morgan Stanley & Co. LLC, Citigroup Global Markets Inc., Credit Suisse Securities (USA) LLC and Deutsche Bank Securities Inc. are acting as representatives, have severally agreed to purchase, and we and the selling shareholders have agreed to sell to them, severally, the number of ADSs indicated below:

Name	Number of ADSs
Morgan Stanley & Co. LLC	
Citigroup Global Markets Inc.	
Credit Suisse Securities (USA) LLC	
Deutsche Bank Securities Inc.	
Cowen and Company, LLC	
William Blair & Company, L.L.C.	
<b>Total:</b>	

The underwriters and the representatives are collectively referred to as the “underwriters” and the “representatives,” respectively. The underwriters are offering the ADSs subject to their acceptance of the ADSs from us and the selling shareholders and subject to prior sale. The underwriting agreement provides that the obligations of the several underwriters to pay for and accept delivery of the ADSs offered by this prospectus are subject to the approval of certain legal matters by their counsel and to certain other conditions. The underwriters are obligated to take and pay for all of the ADSs offered by this prospectus if any such ADSs are taken. However, the underwriters are not required to take or pay for the ADSs covered by the underwriters’ over-allotment option described below.

The underwriters initially propose to offer part of the ADSs directly to the public at the offering price listed on the cover page of this prospectus and part to certain dealers. After the initial offering of the ADSs, the offering price and other selling terms may from time to time be varied by the representatives.

Certain of the selling shareholders have granted to the underwriters an option, exercisable for 30 days from the date of this prospectus, to purchase up to additional ADSs at the public offering price listed on the cover page of this prospectus, less estimated underwriting discounts and commissions. The underwriters may exercise this option solely for the purpose of covering over-allotments, if any, made in connection with the offering of the ADSs offered by this prospectus. To the extent the option is exercised, each underwriter will become obligated, subject to certain conditions, to purchase about the same percentage of the additional ADSs as the number listed next to the underwriter’s name in the preceding table bears to the total number of ADSs listed next to the names of all underwriters in the preceding table.

The following table shows the per ADS and total public offering price, underwriting discounts and commissions, and proceeds before expenses to us and the selling shareholders. These amounts are shown assuming both no exercise and full exercise of the underwriters’ option to purchase up to an additional ADSs.

	Per ADS	Total	
		No Exercise	Full Exercise
Public offering price	\$	\$	\$
Underwriting discounts and commissions to be paid by:			
Us			
The selling shareholders			
Proceeds, before expenses, to us			
Proceeds, before expenses, to the selling shareholders			

The estimated offering expenses payable by us, exclusive of the underwriting discounts and commissions, are approximately \$ . We have agreed to reimburse the underwriters for expenses relating to clearance of this offering with the Financial Industry Regulatory Authority up to \$ .

The underwriters have informed us that they do not intend sales to discretionary accounts to exceed 5% of the total number of ADSs offered by them.

The underwriters have agreed to reimburse the company for a portion of our out-of-pocket expenses in connection with the offering.

We have applied to list our ADSs on the New York Stock Exchange under the trading symbol "DAVA."

We and all directors and officers and holders of substantially all of our outstanding ordinary shares (including all of the selling shareholders), and holders of options to acquire our ordinary shares have agreed that, without the prior written consent of Morgan Stanley & Co. LLC on behalf of the underwriters, we and they will not, during the period ending 180 days after the date of this prospectus (the "restricted period"):

- offer, pledge, sell, contract to sell, sell any option or contract to purchase, purchase any option or contract to sell, grant any option, right or warrant to purchase, lend or otherwise transfer or dispose of, directly or indirectly, any ordinary shares or ADSs or any securities convertible into or exercisable or exchangeable for ordinary shares or ADSs;
- file any registration statement with the Securities and Exchange Commission relating to the offering of any ordinary shares or ADSs or any securities convertible into or exercisable or exchangeable for ordinary shares or ADSs; or
- enter into any swap or other arrangement that transfers to another, in whole or in part, any of the economic consequences of ownership of the ordinary shares or ADSs.

Whether any such transaction described above is to be settled by delivery of ordinary shares or ADSs or such other securities, in cash or otherwise. In addition, we and each such person agrees that, without the prior written consent of Morgan Stanley & Co. LLC on behalf of the underwriters, we or such other person will not, during the restricted period, make any demand for, or exercise any right with respect to, the registration of any ordinary shares or ADSs or any security convertible into or exercisable or exchangeable for ordinary shares or ADSs.

The restrictions described in the immediately preceding paragraph do not apply to:

- the sale of ordinary shares or ADSs to the underwriters;
- the issuance by the Company of ordinary shares upon the exercise of an option or a warrant or the conversion of a security outstanding on the date of this prospectus of which the underwriters have been advised in writing;
- transactions by any person other than us relating to ordinary shares or ADSs or other securities acquired in open market transactions after the completion of the offering of the ADSs; provided that no filing under Section 16(a) of the Securities Exchange Act of 1934, as amended (the "Exchange Act"), is required or voluntarily made in connection with subsequent sales of the ordinary shares or ADSs or other securities acquired in such open market transactions;
- the establishment of a trading plan pursuant to Rule 10b5-1 under the Exchange Act for the transfer of ordinary shares or ADSs, provided that (1) such plan does not provide for the transfer of ordinary shares or ADSs during the restricted period and (2) to the extent a public announcement or filing under the Exchange Act, if any, is required or voluntarily made regarding the establishment of such plan, such announcement or filing shall include a statement to the effect that no transfer of ordinary shares or ADSs may be made under such plan during the restricted period; or
- the transfer of ordinary shares or ADSs or any securities convertible into or exercisable or exchangeable for ordinary shares or ADSs pursuant to a bona fide third-party tender offer, merger, consolidation or other similar



transaction that is approved by the board of directors, made to all holders of ordinary shares or ADSs involving a “change of control,” provided that, in the event that the tender offer, merger, consolidation or other such transaction is not completed, the ordinary shares or ADSs shall remain subject to the lock-up agreements. A “change of control” means the transfer (whether by tender offer, merger, consolidation or other similar transaction), in one transaction or a series of related transactions, to a person or group of affiliated persons (other than an underwriter pursuant to the offering), of our voting securities if, after such transfer, such person or group of affiliated persons would hold more than 50% of the number of our outstanding voting securities (or the surviving entity) and 50% of the voting control of our outstanding voting securities (or the surviving entity).

Morgan Stanley & Co. LLC, in its sole discretion, may release the ordinary shares, ADSs and other securities subject to the lock-up agreements described above in whole or in part at any time.

In order to facilitate the offering of the ADSs, the underwriters may engage in transactions that stabilize, maintain or otherwise affect the price of the ADSs. Specifically, the underwriters may sell more ADSs than they are obligated to purchase under the underwriting agreement, creating a short position. A short sale is covered if the short position is no greater than the number of ADSs available for purchase by the underwriters under the over-allotment option. The underwriters can close out a covered short sale by exercising the over-allotment option or purchasing ADSs in the open market. In determining the source of ADSs to close out a covered short sale, the underwriters will consider, among other things, the open market price of ADSs compared to the price available under the over-allotment option. The underwriters may also sell ADSs in excess of the over-allotment option, creating a naked short position. The underwriters must close out any naked short position by purchasing ADSs in the open market. A naked short position is more likely to be created if the underwriters are concerned that there may be downward pressure on the price of the ADSs in the open market after pricing that could adversely affect investors who purchase in this offering. As an additional means of facilitating this offering, the underwriters may bid for, and purchase, ADSs in the open market to stabilize the price of the ADSs. These activities may raise or maintain the market price of the ADSs above independent market levels or prevent or retard a decline in the market price of the ADSs. The underwriters are not required to engage in these activities and may end any of these activities at any time.

We, the selling shareholders and the underwriters have agreed to indemnify each other against certain liabilities, including liabilities under the Securities Act.

A prospectus in electronic format may be made available on websites maintained by one or more underwriters, or selling group members, if any, participating in this offering. The representatives may agree to allocate a number of ADSs to underwriters for sale to their online brokerage account holders. Internet distributions will be allocated by the representatives to underwriters that may make Internet distributions on the same basis as other allocations.

The underwriters and their respective affiliates are full service financial institutions engaged in various activities, which may include securities trading, commercial and investment banking, financial advisory, investment management, investment research, principal investment, hedging, financing and brokerage activities. Certain of the underwriters and their respective affiliates have, from time to time, performed, and may in the future perform, various financial advisory and investment banking services for us, for which they received or will receive customary fees and expenses.

In addition, in the ordinary course of their various business activities, the underwriters and their respective affiliates may make or hold a broad array of investments and actively trade debt and equity securities (or related derivative securities) and financial instruments (including bank loans) for their own account and for the accounts of their customers and may at any time hold long and short positions in such securities and instruments. Such investment and securities activities may involve our securities and instruments. The underwriters and their respective affiliates may also make investment recommendations or publish or express independent research views in respect of such securities or instruments and may at any time hold, or recommend to clients that they acquire, long or short positions in such securities and instruments.

#### **Pricing of the Offering**

Prior to this offering, there has been no public market for our ADSs. The initial public offering price was determined by negotiations between us and the representatives. Among the factors considered in determining the initial public

offering price were our future prospects and those of our industry in general, our sales, earnings and certain other financial and operating information in recent periods, and the price-earnings ratios, price-sales ratios, market prices of securities, and certain financial and operating information of companies engaged in activities similar to ours.

## **Selling Restrictions**

### ***Australia***

No placement document, prospectus, product disclosure statement or other disclosure document has been lodged with the Australian Securities and Investments Commission, or ASIC, in relation to the offering. This prospectus does not constitute a prospectus, product disclosure statement or other disclosure document under the Corporations Act, and does not purport to include the information required for a prospectus, product disclosure statement or other disclosure document under the Corporations Act.

Any offer in Australia of the ADSs may only be made to persons, or to the Exempt Investors, who are “sophisticated investors” (within the meaning of section 708(8) of the Corporations Act), “professional investors” (within the meaning of section 708(11) of the Corporations Act) or otherwise pursuant to one or more exemptions contained in section 708 of the Corporations Act so that it is lawful to offer the ADSs without disclosure to investors under Chapter 6D of the Corporations Act.

The ADSs applied for by Exempt Investors in Australia must not be offered for sale in Australia in the period of 12 months after the date of allotment under the offering, except in circumstances where disclosure to investors under Chapter 6D of the Corporations Act would not be required pursuant to an exemption under section 708 of the Corporations Act or otherwise or where the offer is pursuant to a disclosure document which complies with Chapter 6D of the Corporations Act. Any person acquiring ADSs must observe such Australian on-sale restrictions.

This prospectus contains general information only and does not take into account the investment objectives, financial situation or particular needs of any particular person. It does not contain any securities recommendations or financial product advice. Before making an investment decision, investors need to consider whether the information in this prospectus is appropriate for their needs, objectives and circumstances, and, if necessary, seek expert advice on those matters.

### ***Canada***

The ADSs may be sold in Canada only to purchasers purchasing, or deemed to be purchasing, as principal that are accredited investors, as defined in National Instrument 45-106 *Prospectus Exemptions* or subsection 73.3(1) of the Securities Act (Ontario), and are permitted clients, as defined in National Instrument 31-103 *Registration Requirements, Exemptions, and Ongoing Registrant Obligations*. Any resale of the ADSs must be made in accordance with an exemption form, or in a transaction not subject to, the prospectus requirements of applicable securities laws.

Securities legislation in certain provinces or territories of Canada may provide a purchaser with remedies for rescission or damages if this prospectus (including any amendment thereto) contains a misrepresentation, provided that the remedies for rescission or damages are exercised by the purchaser within the time limit prescribed by the securities legislation of the purchaser’s province or territory. The purchaser should refer to any applicable provisions of the securities legislation of the purchaser’s province or territory of these rights or consult with a legal advisor.

Pursuant to section 3A.3 of National Instrument 33-105 *Underwriting Conflicts* (NI 33-105), the underwriters are not required to comply with the disclosure requirements of NI 33-105 regarding underwriter conflicts of interest in connection with this offering.

### ***Chile***

The ADSs are not registered in the Securities Registry (Registro de Valores) or subject to the control of the Chilean Securities and Exchange Commission (Superintendencia de Valores y Seguros de Chile). This prospectus supplement and other offering materials relating to the offer of the ADSs do not constitute a public offer of, or an invitation to subscribe for or purchase, the ADSs in the Republic of Chile, other than to individually identified purchasers pursuant

to a private offering within the meaning of Article 4 of the Chilean Securities Market Act (Ley de Mercado de Valores) (an offer that is not “addressed to the public at large or to a certain sector or specific group of the public”).

#### ***Dubai International Financial Centre***

This prospectus relates to an Exempt Offer in accordance with the Offered Securities Rules of the Dubai Financial Services Authority, or DFSA. This prospectus is intended for distribution only to persons of a type specified in the Offered Securities Rules of the DFSA. It must not be delivered to, or relied on by, any other person. The DFSA has no responsibility for reviewing or verifying any documents in connection with Exempt Offers. The DFSA has not approved this prospectus nor taken steps to verify the information set forth herein and has no responsibility for the prospectus. The ADSs to which this prospectus relates may be illiquid and/or subject to restrictions on their resale. Prospective purchasers of the ADSs offered should conduct their own due diligence on the ADSs. If you do not understand the contents of this prospectus you should consult an authorized financial advisor.

#### ***European Economic Area***

In relation to each Member State of the European Economic Area which has implemented the Prospectus Directive (each, a “Relevant Member State”) an offer to the public of any of our ADSs may not be made in that Relevant Member State, except that an offer to the public in that Relevant Member State of any of our ADSs may be made at any time under the following exemptions under the Prospectus Directive:

- (a) to any legal entity which is a qualified investor as defined in the Prospectus Directive;
- (b) to fewer than 150 natural or legal persons (other than qualified investors as defined in the Prospectus Directive), as permitted under the Prospectus Directive, subject to obtaining the prior consent of the representatives for any such offer; or
- (c) in any other circumstances falling within Article 3(2) of the Prospectus Directive, provided that no such offer of our ADSs shall result in a requirement for the publication by us or any underwriter of a prospectus pursuant to Article 3 of the Prospectus Directive.

For the purposes of this provision, the expression an “offer to the public” in relation to any of our ADSs in any Relevant Member State means the communication in any form and by any means of sufficient information on the terms of the offer and any of our ADSs to be offered so as to enable an investor to decide to purchase any of our ADSs, as the same may be varied in that Member State by any measure implementing the Prospectus Directive in that Member State, the expression “Prospectus Directive” means Directive 2003/71/EC (and amendments thereto, including the 2010 PD Amending Directive, to the extent implemented in the Relevant Member State), and includes any relevant implementing measure in the Relevant Member State, and the expression “2010 PD Amending Directive” means Directive 2010/73/EU.

#### ***France***

Neither this prospectus nor any other offering material relating to the ADSs described in this prospectus has been submitted to the clearance procedures of the *Autorité des Marchés Financiers* or of the competent authority of another member state of the European Economic Area and notified to the *Autorité des Marchés Financiers*. The ADSs have not been offered or sold and will not be offered or sold, directly or indirectly, to the public in France. Neither this prospectus nor any other offering material relating to the ADSs has been or will be:

- released, issued, distributed or caused to be released, issued or distributed to the public in France;  
or
- used in connection with any offer for subscription or sale of the ADSs to the public in France.

Such offers, sales and distributions will be made in France only:

- to qualified investors (*investisseurs 137 estrait*) and/or to a restricted circle of investors (*cercle 137 estrait d'investisseurs*), in each case investing for their own account, all as defined in, and in accordance with, articles L.411-2, D.411-1, D.411-2, D.734-1, D.744-1, D.754-1 and D.764-1 of the French *Code monétaire et financier*;

- to investment services providers authorized to engage in portfolio management on behalf of third parties;  
or
- in a transaction that, in accordance with article L.411-2-II-1<sup>o</sup>-or-2<sup>o</sup>-or 3<sup>o</sup> of the French *Code monétaire et financier* and article 211-2 of the General Regulations (*Règlement Général*) of the *Autorité des Marchés Financiers*, does not constitute a public offer (*appel public à l'épargne*).

The ADSs may be resold directly or indirectly, only in compliance with articles L.411-1, L.411-2, L.412-1 and L.621-8 through L.621-8-3 of the French *Code monétaire et financier*.

### **Hong Kong**

The ADSs may not be offered or sold in Hong Kong by means of any document other than (1) in circumstances which do not constitute an offer to the public within the meaning of the Companies (Winding Up and Miscellaneous Provisions) Ordinance (Cap. 32 of the Laws of Hong Kong), or Companies (Winding Up and Miscellaneous Provisions) Ordinance, or which do not constitute an invitation to the public within the meaning of the Securities and Futures Ordinance (Cap. 571 of the Laws of Hong Kong), or Securities and Futures Ordinance, or (2) to “professional investors” as defined in the Securities and Futures Ordinance and any rules made thereunder, or (3) in other circumstances which do not result in the document being a “prospectus” as defined in the Companies (Winding Up and Miscellaneous Provisions) Ordinance, and no advertisement, invitation or document relating to the ADSs may be issued or may be in the possession of any person for the purpose of issue (in each case whether in Hong Kong or elsewhere), which is directed at, or the contents of which are likely to be accessed or read by, the public in Hong Kong (except if permitted to do so under the securities laws of Hong Kong) other than with respect to ADSs which are or are intended to be disposed of only to persons outside Hong Kong or only to “professional investors” in Hong Kong as defined in the Securities and Futures Ordinance and any rules made thereunder.

### **Japan**

No registration pursuant to Article 4, paragraph 1 of the Financial Instruments and Exchange Law of Japan (Law No. 25 of 1948, as amended), or the FIEL, has been made or will be made with respect to the solicitation of the application for the acquisition of the ADSs.

Accordingly, the ADSs have not been, directly or indirectly, offered or sold and will not be, directly or indirectly, offered or sold in Japan or to, or for the benefit of, any resident of Japan (which term as used herein means any person resident in Japan, including any corporation or other entity organized under the laws of Japan) or to others for re-offering or re-sale, directly or indirectly, in Japan or to, or for the benefit of, any resident of Japan except pursuant to an exemption from the registration requirements, and otherwise in compliance with, the FIEL and the other applicable laws and regulations of Japan.

#### *For Qualified Institutional Investors (“QII”)*

Please note that the solicitation for newly-issued or secondary securities (each as described in Paragraph 2, Article 4 of the FIEL) in relation to the ADSs constitutes either a “QII only private placement” or a “QII only secondary distribution” (each as described in Paragraph 1, Article 23-13 of the FIEL). Disclosure regarding any such solicitation, as is otherwise prescribed in Paragraph 1, Article 4 of the FIEL, has not been made in relation to the ADSs. The ADSs may only be transferred to QIIs.

#### *For Non-QII Investors*

Please note that the solicitation for newly-issued or secondary securities (each as described in Paragraph 2, Article 4 of the FIEL) in relation to the ADSs constitutes either a “small number private placement” or a “small number private secondary distribution” (each as is described in Paragraph 4, Article 23-13 of the FIEL). Disclosure regarding any such solicitation, as is otherwise prescribed in Paragraph 1, Article 4 of the FIEL, has not been made in relation to the ADSs. The ADSs may only be transferred en bloc without subdivision to a single investor.

### *New Zealand*

The ADSs offered hereby have not been offered or sold, and will not be offered or sold, directly or indirectly in New Zealand and no offering materials or advertisements have been or will be distributed in relation to any offer of ADSs in New Zealand, in each case other than:

- to persons whose principal business is the investment of money or who, in the course of and for the purposes of their business, habitually invest money;
- to persons who in all the circumstances can properly be regarded as having been selected otherwise than as members of the public;
- to persons who are each required to pay a minimum subscription price of at least NZ\$500,000 for the ADSs before the allotment of those ADSs (disregarding any amounts payable, or paid, out of money lent by the issuer or any associated person of the issuer); or
- in other circumstances where there is no contravention of the Securities Act 1978 of New Zealand (or any statutory modification or re-enactment of, or statutory substitution for, the Securities Act 1978 of New Zealand).

### *Singapore*

This prospectus has not been registered as a prospectus with the Monetary Authority of Singapore. Accordingly, this prospectus and any other document or material in connection with the offer or sale, or invitation for subscription or purchase, of the ADSs may not be circulated or distributed, nor may the ADSs be offered or sold, or be made the subject of an invitation for subscription or purchase, whether directly or indirectly, to persons in Singapore other than (1) to an institutional investor under Section 274 of the Securities and Futures Act, Chapter 289 of Singapore, or the SFA, (2) to a relevant person pursuant to Section 275(1), or any person pursuant to Section 275(1A), and in accordance with the conditions specified in Section 275, of the SFA, or (3) otherwise pursuant to, and in accordance with the conditions of, any other applicable provision of the SFA.

Where the ADSs are subscribed or purchased under Section 275 of the SFA by a relevant person which is:

- (a) a corporation (which is not an accredited investor (as defined in Section 4A of the SFA)) the sole business of which is to hold investments and the entire share capital of which is owned by one or more individuals, each of whom is an accredited investor; or
- (b) a trust (where the trustee is not an accredited investor) the sole purpose of which is to hold investments and each beneficiary of the trust is an individual who is an accredited investor

securities (as defined in Section 239(1) of the SFA) of that corporation or the beneficiaries' rights and interest (howsoever described) in that trust shall not be transferred within six months after that corporation or that trust has acquired the ADSs pursuant to an offer made under Section 275 of the SFA except:

- (a) to an institutional investor or to a relevant person defined in Section 275(2) of the SFA, or to any person arising from an offer referred to in Section 275(1A) or Section 276(4)(i)(B) of the SFA;
- (b) where no consideration is or will be given for the transfer;
- (c) where the transfer is by operation of law;
- (d) as specified in Section 276(7) of the SFA;  
or
- (e) as specified in Regulation of the Securities and Futures (Offers of Investments) (Shares and Debentures) Regulations 2005 of Singapore.

### ***Switzerland***

The ADSs may not be publicly offered in Switzerland and will not be listed on the SIX Swiss Exchange, or SIX, or on any other stock exchange or regulated trading facility in Switzerland. This document has been prepared without regard to the disclosure standards for issuance prospectuses under art. 652a or art. 1156 of the Swiss Code of Obligations or the disclosure standards for listing prospectuses under art. 27 ff. of the SIX Listing Rules or the listing rules of any other stock exchange or regulated trading facility in Switzerland.

Neither this document nor any other offering or marketing material relating to the ADSs or the offering may be publicly distributed or otherwise made publicly available in Switzerland. Neither this document nor any other offering or marketing material relating to the offering, us or the ADSs have been or will be filed with or approved by any Swiss regulatory authority. In particular, this document will not be filed with, and the offer of ADSs will not be supervised by, the Swiss Financial Market Supervisory Authority FINMA, or FINMA, and the offer of ADSs has not been and will not be authorized under the Swiss Federal Act on Collective Investment Schemes, or CISA. The investor protection afforded to acquirers of interests in collective investment schemes under the CISA does not extend to acquirers of ADSs.

### ***United Kingdom***

Each underwriter has represented and agreed that:

- (a) it has only communicated or caused to be communicated and will only communicate or cause to be communicated an invitation or inducement to engage in investment activity (within the meaning of Section 21 of the Financial Services and Markets Act 2000, or FSMA, received by it in connection with the issue or sale of our ADSs in circumstances in which Section 21(1) of the FSMA does not apply to us; and
- (b) it has complied and will comply with all applicable provisions of the FSMA with respect to anything done by it in relation to our ADSs in, from or otherwise involving the United Kingdom.

**EXPENSES OF THE OFFERING**

We estimate that our expenses in connection with this offering, other than underwriting discounts and commissions, will be as follows:

		<b>Amount</b>
Securities and Exchange Commission registration fee	\$	*
FINRA filing fee		*
listing fee		*
Printing and engraving expenses		*
Legal fees and expenses		*
Transfer agent and registrar fees and expenses		*
Accounting fees and expenses		*
Miscellaneous costs		*
<b>Total</b>	<b>\$</b>	<b>*</b>

\* To be filed by amendment

All amounts in the table are estimates except the SEC registration fee, the listing fee, and the FINRA filing fee. We will pay all of the expenses of this offering.

## LEGAL MATTERS

The validity of the Class A ordinary shares being offered by this prospectus and certain other matters of English law and U.S. federal law will be passed upon for us by Cooley (UK) LLP and Cooley LLP. Certain legal matters will be passed upon for the underwriters by Davis Polk & Wardwell LLP, Menlo Park, California.

## EXPERTS

The consolidated financial statements of Endava Limited as of June 30, 2016 and 2017, and for each of the years then ended, have been included herein in reliance on the report of KPMG LLP, independent registered public accounting firm, appearing elsewhere herein, and upon the authority of said firm as experts in accounting and auditing. The registered business address of KPMG LLP is 15 Canada Square, London E14 5GL.

The financial statements of Velocity Partners as of December 31, 2015 and 2016, and for the years then ended, included in this prospectus have been so included in reliance on the report of Moss Adams LLP, independent auditor, given upon the authority of such firm as experts in accounting and auditing. The registered business address of Moss Adams LLP is 999 Third Avenue Suite 2800, Seattle, WA 98104-5057.

## SERVICE OF PROCESS AND ENFORCEMENT OF LIABILITIES

We are incorporated and currently existing under the laws of England and Wales. In addition, certain of our directors and officers reside outside the United States, and most of the assets of our non-U.S. subsidiaries are located outside the United States. As a result, it may be difficult for investors to effect service of process on us or those persons in the United States or to enforce in the United States judgments obtained in United States courts against us or those persons based on the civil liability or other provisions of the United States securities laws or other laws. In addition, uncertainty exists as to whether the courts of England and Wales would:

- Recognize or enforce judgments of United States courts obtained against us or our directors or officers predicated upon the civil liabilities provisions of the securities laws of the United States or any state in the United States; or
- entertain original actions brought in England and Wales against us or our directors or officers predicated upon the securities laws of the United States or any state in the United States.

We have been advised by Cooley LLP that there is currently no treaty between (1) the United States and (2) England and Wales providing for reciprocal recognition and enforcement of judgments of United States courts in civil and commercial matters (although the United States and the United Kingdom are both parties to the New York Convention on the Recognition and Enforcement of Foreign Arbitral Awards) and that a final judgment for the payment of money rendered by any general or state court in the United States based on civil liability, whether predicated solely upon the United States securities laws, would not be automatically enforceable in England and Wales. We have also been advised by Cooley LLP that any final and conclusive monetary judgment for a definite sum obtained against us in United States courts would be treated by the courts of England and Wales as a cause of action in itself and sued upon as a debt at common law so that no retrial of the issues would be necessary, provided that:

- the relevant U.S. court had jurisdiction over the original proceedings according to English conflicts of laws principles at the time when proceedings were initiated;
- England and Wales courts had jurisdiction over the matter on enforcement and we either submitted to such jurisdiction or were resident or carrying on business within such jurisdiction and were duly served with process;
- the U.S. judgment was final and conclusive on the merits in the sense of being final and unalterable in the court that pronounced it and being for a definite sum of money;
- the judgment given by the courts was not in respect of penalties, taxes, fines or similar fiscal or revenue obligations (or otherwise based on a U.S. law that an English court considers to relate to a penal, revenue or other public law);



- the judgment was not procured by fraud;
- recognition or enforcement of the judgment in England and Wales would not be contrary to public policy or the Human Rights Act 1998;
- the proceedings pursuant to which judgment was obtained were not contrary to natural justice;
- the U.S. judgment was not arrived at by doubling, trebling or otherwise multiplying a sum assessed as compensation for the loss or damages sustained and not being otherwise in breach of Section 5 of the U.K. Protection of Trading Interests Act 1980, or is a judgment based on measures designated by the Secretary of State under Section 1 of that Act;
- there is not a prior decision of an English court or the court of another jurisdiction on the issues in question between the same parties; and
- the English enforcement proceedings were commenced within the limitation period.

Whether these requirements are met in respect of a judgment based upon the civil liability provisions of the United States securities laws, including whether the award of monetary damages under such laws would constitute a penalty, is an issue for the court making such decision.

Subject to the foregoing, investors may be able to enforce in England and Wales judgments in civil and commercial matters that have been obtained from U.S. federal or state courts. Nevertheless, we cannot assure you that those judgments will be recognized or enforceable in England and Wales.

If an English court gives judgment for the sum payable under a U.S. judgment, the English judgment will be enforceable by methods generally available for this purpose. These methods generally permit the English court discretion to prescribe the manner of enforcement. In addition, it may not be possible to obtain an English judgment or to enforce that judgment if the judgment debtor is or becomes subject to any insolvency or similar proceedings, or if the judgment debtor has any set-off or counterclaim against the judgment creditor. Also note that, in any enforcement proceedings, the judgment debtor may raise any counterclaim that could have been brought if the action had been originally brought in England unless the subject of the counterclaim was in issue and denied in the U.S. proceedings.

#### WHERE YOU CAN FIND ADDITIONAL INFORMATION

We have filed with the SEC a registration statement (including amendments and exhibits to the registration statement) on Form F-1 under the Securities Act. A related registration statement of Form F-6 has been filed with the SEC to register the ADSs. This prospectus, which is part of the registration statement, does not contain all of the information in the registration statement and its exhibits. For further information with respect to us and the ADSs offered by this prospectus, we refer you to the registration statement and the exhibits and schedules to the registration statement. Statements contained in this prospectus as to the contents of any contract or any other document referred to are not necessarily complete, and in each instance, we refer you to the copy of the contract or other document filed as an exhibit to the registration statement. Each of these statements is qualified in all respects by the filed exhibits.

You may review a copy of the registration statement, including exhibits and any schedule filed therewith, and obtain copies of such materials at the SEC's Public Reference Room at 100 F Street, N.E., Washington, D.C. 20549. You may obtain information on the operation of the Public Reference Room by calling the SEC at 1-800-SEC-0330. The SEC maintains an Internet website (<http://www.sec.gov>) that contains reports, proxy and information statements and other information regarding issuers, like us, that file electronically with the SEC.

Upon completion of this offering, we will be subject to the information reporting requirements of the Exchange Act applicable to foreign private issuers. Accordingly, we will be required to file reports and other information with the SEC, including annual reports on Form 20-F and reports on Form 6-K. Those reports may be inspected without charge at the locations described above. As a foreign private issuer, we will be exempt from the rules under the Exchange Act related to the furnishing and content of proxy statements, and our officers, directors and principal shareholders will be exempt from the reporting and short-swing profit recovery provisions contained in Section 16 of the Exchange Act. In addition, we will not be required under the Exchange Act to file periodic reports and financial statements with the SEC as frequently or as promptly as U.S. companies whose securities are registered under the Exchange Act.

We also maintain a website at <http://www.endava.com>. Information contained in, or accessible through, our website is not a part of this prospectus, and the inclusion of our website address in this prospectus is an inactive textual reference.

## INDEX TO CONSOLIDATED FINANCIAL STATEMENTS

Page

### ENDAVA LIMITED

#### For the Years Ended June 30, 2016 and 2017

<a href="#">Report of Independent Registered Public Accounting Firm</a>	F-2
<a href="#">Consolidated Statement of Comprehensive Income</a>	F-3
<a href="#">Consolidated Balance Sheet</a>	F-4
<a href="#">Consolidated Statement of Changes in Equity</a>	F-5
<a href="#">Consolidated Statement of Cash Flows</a>	F-6
<a href="#">Notes to Consolidated Financial Statements</a>	F-7

#### For the Nine Months Ended March 31, 2017 and 2018

<a href="#">Condensed Consolidated Statement of Comprehensive Income</a>	F-45
<a href="#">Condensed Consolidated Balance Sheet</a>	F-46
<a href="#">Condensed Consolidated Statement of Changes in Equity</a>	F-47
<a href="#">Condensed Consolidated Statement of Cash Flows</a>	F-48
<a href="#">Notes to Condensed Consolidated Financial Statements</a>	F-49

### VELOCITY PARTNERS LLC

#### For the Years Ended December 31, 2016 and 2015

<a href="#">Report of Independent Auditor</a>	F-59
<a href="#">Consolidated Balance Sheets</a>	F-60
<a href="#">Consolidated Statements of Comprehensive Income</a>	F-61
<a href="#">Consolidated Statements of Changes in Member's Equity</a>	F-62
<a href="#">Consolidated Statements of Cash Flows</a>	F-63
<a href="#">Notes to Consolidated Financial Statements</a>	F-64

#### For the Nine Month Periods Ended September 30, 2017 and 2016

<a href="#">Consolidated Balance Sheets</a>	F-69
<a href="#">Consolidated Statements of Income and Comprehensive Income</a>	F-70
<a href="#">Consolidated Statements of Changes in Member's Equity</a>	F-71
<a href="#">Consolidated Statements of Cash Flows</a>	F-72
<a href="#">Notes to Consolidated Financial Statements</a>	F-73

### ENDAVA LIMITED

#### Pro forma Condensed Combined Financial Statements (unaudited)

<a href="#">Pro Forma Condensed Combined Statement of Comprehensive Income</a>	F-78
<a href="#">Notes to Pro Forma Condensed Combined Statement of Comprehensive Income</a>	F-82

**Report of Independent Registered Public Accounting Firm**

To the Board of Directors and Shareholders of Endava Limited

We have audited the accompanying consolidated balance sheets of Endava Limited (the “Company”) and subsidiaries as of 30 June 2017 and 2016, and the related consolidated statements of comprehensive income, changes in equity, and cash flows for each of the years in the two-year period ended 30 June 2017. These consolidated financial statements are the responsibility of the Company’s management. Our responsibility is to express an opinion on these consolidated financial statements based on our audits.

We conducted our audits in accordance with the standards of the Public Company Accounting Oversight Board (United States). Those standards require that we plan and perform the audit to obtain reasonable assurance about whether the financial statements are free of material misstatement. An audit includes examining, on a test basis, evidence supporting the amounts and disclosures in the financial statements. An audit also includes assessing the accounting principles used and significant estimates made by management, as well as evaluating the overall financial statement presentation. We believe that our audits provide a reasonable basis for our opinion.

In our opinion, the consolidated financial statements referred to above present fairly, in all material respects, the financial position of Endava Limited and subsidiaries as of 30 June 2017 and 2016, and the results of their operations and their cash flows for each of the years in the two-year period ended 30 June 2017, in conformity with International Financial Reporting Standards as issued by the International Accounting Standards Board.

/s/ KPMG LLP  
London, United Kingdom  
18 June 2018

**CONSOLIDATED STATEMENT OF COMPREHENSIVE INCOME**

For the years ended 30 June 2016 and 2017

	Note	2016 £'000	2017 £'000
<b>Revenue</b>	<b>5</b>	<b>115,432</b>	<b>159,368</b>
Cost of sales			
Direct cost of sales		(68,517)	(98,853)
Allocated cost of sales		(6,529)	(9,907)
<b>Total cost of sales</b>		<b>(75,046)</b>	<b>(108,760)</b>
<b>Gross Profit</b>		<b>40,386</b>	<b>50,608</b>
Selling, general and administrative expenses	6	(20,453)	(27,551)
<b>Operating profit</b>		<b>19,933</b>	<b>23,057</b>
Finance costs	9	(170)	(1,375)
Finance income	10	1,068	18
Net Finance (expense) / income		898	(1,357)
<b>Profit before tax</b>		<b>20,831</b>	<b>21,700</b>
Tax on profit on ordinary activities	11	(4,125)	(4,868)
<b>Profit for the year and profit attributable to owners of the parent</b>		<b>16,706</b>	<b>16,832</b>
<b>Earnings per share:</b>	<b>13</b>		
Basic EPS		£ 1.84	£ 1.86
Diluted EPS		£ 1.69	£ 1.71
Weighted average number of shares outstanding - basic		9,077,842	9,051,750
Weighted average number of shares outstanding - diluted		9,863,609	9,858,504
<b>Other comprehensive income</b>			
Items that may be reclassified subsequently to profit or loss:			
Exchange differences on translating foreign operations		4,184	2,520
<b>Total comprehensive income for the year attributable to the owners of the parent</b>		<b>20,890</b>	<b>19,352</b>

The notes hereto form an integral part of these consolidated financial statements.

**CONSOLIDATED BALANCE SHEET**

As of 30 June 2016 and 2017

	Note	2016 £'000	2017 £'000
<b>Assets - Non current</b>			
Goodwill	14	11,321	16,198
Intangible assets	17	11,231	16,029
Property, plant and equipment	18	4,735	7,486
Deferred tax asset	12	1,108	867
Non-current financial assets		27	14
<b>Total</b>		<b>28,422</b>	<b>40,594</b>
<b>Assets - Current</b>			
Inventory		134	62
Trade and other receivables	21	31,054	41,494
Corporation tax receivable		340	661
Cash and cash equivalents	20	12,947	23,571
<b>Total</b>		<b>44,475</b>	<b>65,788</b>
<b>Total assets</b>		<b>72,897</b>	<b>106,382</b>
<b>Liabilities - Current</b>			
Borrowings	25	15,405	29,402
Trade and other payables	22	18,586	24,186
Corporation tax payable		1,468	1,000
Contingent consideration	17	3,788	—
Deferred consideration		751	—
Provisions	23	1,297	172
<b>Total</b>		<b>41,295</b>	<b>54,760</b>
<b>Liabilities - Non-current</b>			
Borrowings	25	38	63
Deferred tax liability	12	1,532	2,586
Other liabilities		219	219
Provisions	23	20	34
<b>Total</b>		<b>1,809</b>	<b>2,902</b>
<b>Equity</b>			
Share capital	28	996	996
Share premium		2,678	2,678
Merger relief reserve		4,430	4,430
Retained earnings		20,425	38,072
Other reserves		2,299	4,819
Investment in own shares		(1,035)	(2,275)
<b>Total</b>		<b>29,793</b>	<b>48,720</b>
<b>Total liabilities and equity</b>		<b>72,897</b>	<b>106,382</b>

The notes hereto form an integral part of these consolidated financial statements.

**CONSOLIDATED STATEMENT OF CHANGES IN EQUITY**

For the years ended 30 June 2016 and 2017

	Share capital £'000	Share premium £'000	Merger relief reserve £'000	Investment in own shares £'000	Retained earnings £'000	Capital redemption reserve £'000	Foreign exchange translation reserve £'000	Total £'000
<b>Balance at 30 June 2015</b>	<b>990</b>	<b>2,353</b>	<b>4,430</b>	<b>(972)</b>	<b>21,070</b>	<b>161</b>	<b>(2,046)</b>	<b>25,986</b>
Equity-settled share-based payment transactions	—	—	—	—	829	—	—	829
Dividends	—	—	—	—	(18,180)	—	—	(18,180)
Issue of shares	6	325	—	—	—	—	—	331
Shares purchased by the employee benefits trust	—	—	—	(63)	—	—	—	(63)
<b>Transaction with owners</b>	<b>6</b>	<b>325</b>	<b>—</b>	<b>(63)</b>	<b>(17,351)</b>	<b>—</b>	<b>—</b>	<b>(17,083)</b>
Profit for the year	—	—	—	—	16,706	—	—	16,706
Other comprehensive income	—	—	—	—	—	—	4,184	4,184
<b>Total comprehensive income for the year</b>	<b>—</b>	<b>—</b>	<b>—</b>	<b>—</b>	<b>16,706</b>	<b>—</b>	<b>4,184</b>	<b>20,890</b>
<b>Balance at 30 June 2016</b>	<b>996</b>	<b>2,678</b>	<b>4,430</b>	<b>(1,035)</b>	<b>20,425</b>	<b>161</b>	<b>2,138</b>	<b>29,793</b>
Equity-settled share-based payment transactions	—	—	—	—	815	—	—	815
Issue of shares	—	—	—	—	—	—	—	—
Shares purchased by the employee benefits trust	—	—	—	(1,240)	—	—	—	(1,240)
<b>Transaction with owners</b>	<b>—</b>	<b>—</b>	<b>—</b>	<b>(1,240)</b>	<b>815</b>	<b>—</b>	<b>—</b>	<b>(425)</b>
Profit for the year	—	—	—	—	16,832	—	—	16,832
Other comprehensive income	—	—	—	—	—	—	2,520	2,520
<b>Total comprehensive income for the year</b>	<b>—</b>	<b>—</b>	<b>—</b>	<b>—</b>	<b>16,832</b>	<b>—</b>	<b>2,520</b>	<b>19,352</b>
<b>Balance at 30 June 2017</b>	<b>996</b>	<b>2,678</b>	<b>4,430</b>	<b>(2,275)</b>	<b>38,072</b>	<b>161</b>	<b>4,658</b>	<b>48,720</b>

The notes hereto form an integral part of these consolidated financial statements.

**CONSOLIDATED STATEMENT OF CASH FLOWS**

For the years ended 30 June 2016 and 2017

	2016 £'000	2017 £'000
<b>Operating activities</b>		
<b>Profit for the year</b>	£ 16,706	£ 16,832
Income tax charge	4,125	4,868
Adjustments (note 31)	436	3,519
Tax paid	(3,798)	(5,471)
UK research & development credit received	1,081	—
Net changes in working capital (note 31)	(7,653)	(5,008)
<b>Net cash from operating activities</b>	<b>10,897</b>	<b>14,740</b>
<b>Investing activities</b>		
Purchase of non-current assets (tangibles and intangibles)	(2,745)	(6,372)
Proceeds / (loss) from disposal of non-current assets	15	(106)
Acquisition of business / subsidiaries, consideration in cash	(4,551)	(13,807)
Cash and cash equivalents acquired with subsidiaries	—	768
Interest received	21	18
<b>Net cash used in investing activities</b>	<b>(7,260)</b>	<b>(19,499)</b>
<b>Financing activities</b>		
Proceeds from borrowings	15,093	17,007
Repayment of borrowings	(3,364)	(3,462)
Grant received	1,948	2,924
Interest paid	(114)	(391)
Dividends paid	(18,181)	—
Purchase of own shares	—	(1,240)
<b>Net cash used in financing activities</b>	<b>(4,618)</b>	<b>14,838</b>
<b>Net change in cash and cash equivalents</b>	<b>(981)</b>	<b>10,079</b>
<b>Cash and cash equivalents at the beginning of the year</b>	<b>13,362</b>	<b>12,947</b>
<b>Net Foreign Exchange Differences</b>	<b>566</b>	<b>545</b>
<b>Cash and cash equivalents at the end of the year</b>	<b>£ 12,947</b>	<b>£ 23,571</b>

The notes hereto form an integral part of these consolidated financial statements.



## NOTES TO CONSOLIDATED FINANCIAL STATEMENTS

### 1. General Information

#### Reporting Entity

Endava Limited (the “Company” and, together with its subsidiaries, the “Group” and each a “Group Entity”) is domiciled in London, United Kingdom. The address of the Company’s registered office is 125 Old Broad Street, London, EC2N 1AR. These financial statements consolidate the figures of each Group Entity as of and for the year ended 30 June 2017. The Group is a next-generation technology services provider with expertise spanning the ideation-to-production spectrum across three broad solution areas – Digital Evolution, Agile Transformation and Automation.

These consolidated financial statements do not constitute the company’s statutory accounts for the years ended 30 June 2016 and 2017. Statutory accounts for 2016 and 2017 have been delivered to the registrar of companies in the United Kingdom (“UK”). The auditor has reported on those accounts; their reports were (i) unqualified, (ii) did not include a reference to any matters to which the auditor drew attention by way of emphasis without qualifying their report and (iii) did not contain a statement under section 498 (2) or (3) of the UK Companies Act 2006.

### 2. Application Of New and Revised International Financial Reporting Standards (“IFRS”)

The following standards, interpretations and amendments to existing standards are not yet effective and have not been adopted early by the Group.

#### *IFRS 15 – “Revenue from Contracts with Customers”*

In May 2014, the International Accounting Standards Board (IASB) issued IFRS 15, Revenue from Contracts with Customers (IFRS 15). IFRS 15 provides new guidance for recognizing revenue from all contracts with customers, except for contracts within the scope of the IFRS standards on leases, insurance and financial instruments. IFRS 15 requires an entity to recognize revenue in an amount that reflects the consideration to which the entity expects to be entitled in exchange for goods or services, when control of those goods or services transfers to the customer. IFRS 15 also requires expanded qualitative and quantitative disclosures regarding the nature, timing and uncertainty of revenue and cash flows arising from contracts with customers. Furthermore, IFRS 15 requires an entity to recognize (1) certain incremental costs to obtain a contract and (2) certain costs to fulfill a contract as an asset, which the entity must subsequently (A) amortize on a systematic basis that is consistent with the transfer of the goods or services to which the asset relates and (B) evaluate for impairment, if one or more factors or circumstances indicates that the carrying value of the asset may not be recoverable. In April 2016, the IASB issued Clarifications to IFRS 15, which further clarifies how the underlying principles of IFRS 15 should be applied and provides additional relief for entities transitioning to the new standard.

The Group will adopt IFRS 15 effective July 1, 2018. The Group currently expects to utilize the modified retrospective method of adoption. Under this transition method, the Group will apply the new standard to contracts that are not substantially completed as of July 1, 2018 and will recognize the cumulative effect of adoption as an adjustment to its opening retained earnings balance reported as of July 1, 2018.

The Group is in the process of finalizing its conclusions regarding the impact of adopting IFRS 15. For purposes of assessing the impact that the adoption of IFRS 15 is likely to have on the Group’s revenue recognition policies, the Group is evaluating significant, representative contracts entered into with customers under the five-step model prescribed by IFRS 15. This includes a review of the contract acquisition costs, including the Group’s sales commission schemes, to determine whether the Group incurs incremental costs to obtain contracts that must be recognized as an asset and subsequently amortized pursuant to IFRS 15. The Group’s IFRS 15 implementation program also includes assessments of the impact of the new standard on internal controls, information systems and business processes.

The Group has identified contract types, performance obligations and specific contract terms that have been separately evaluated for purposes of revenue recognition under IFRS 15. The substantial majority of the Group’s services are charged to clients on a time and materials basis. Because these contracts generate revenue that is both variable and contingent based upon the hours worked by the Group’s employees, the Group’s current revenue policy of recognising revenue as the contract progresses will continue to be appropriate under IFRS 15. The assessment of the impact of the adoption of IFRS 15 on the Group’s financial statements, excluding with respect time and materials contracts, is in progress and is expected to be completed prior to the IFRS 15 effective date. The Group expects to utilize all relevant practical expedients available under IFRS 15 for purposes of revenue recognition, including the

practical expedient that permits an entity to expense contract acquisition costs as incurred, when the amortization period for these costs is otherwise expected to be one year or less. Based upon the Group's current assessment of the Group's sales commission schemes and the related contract acquisition costs, a substantial majority of sales commissions incurred by the Group are not expected to be capitalized because the underlying contracts are less than 12 months in duration and commissions are paid at a commensurable rate on the renewal of those contracts. Accordingly, a substantial majority of sales commissions are expected to be expensed as incurred, as permitted under the previously referenced practical expedient.

### ***IFRS 16 – “Leases”***

IFRS 16 – “Leases” is effective for annual periods beginning on or after 1 January 2019. The Group is performing an assessment of the impact of adoption of IFRS 16 on its consolidated financial statements and related disclosures, which assessment was ongoing at the end of the reporting period.

The Group's major operating lease expenditure is incurred on property lease rentals as set out in note 27 “Commitments Under Operating Leases”.

Following adoption of IFRS 16, the Group will recognise a right of use (“ROU”) asset and a corresponding financial liability to the lessor based on the present value of future lease payments. In the consolidated statement of comprehensive income, the property lease rentals expenditure will be replaced by amortisation of the ROU asset together with a finance expense. In the consolidated statement of cash flows, “Net Cash Flow from Operating Activities” will increase as a result of the amortisation adjustment, with a corresponding decrease in “Net Cash Flow from Financing Activities”.

### ***IFRS 9 – “Financial Instruments”***

This standard replaces the guidance in IAS 39 and applies to periods beginning on or after 1 January 2018. It includes requirements on the classification and measurement of financial assets and liabilities; it also includes an expected credit losses model that replaces the current incurred loss impairment model. The Group is in the process of assessing the impact that the application of IFRS9 will have on the Group's financial statements and anticipates using the simplified model for recording expected credit losses on trade receivables.

The Company's Board of Directors (the “Board”) does not anticipate that adoption of the following IFRSs will have a significant effect on the Group's consolidated financial statements and related disclosures.

Effective for annual periods beginning on or after January 2017:  
Amendments to IAS 7 - “Statement of Cash Flows”  
Amendment to IAS 12 - “Income Taxes”

Effective for annual periods beginning on or after January 2018:  
Amendments to IFRS 2 - “Share-based Payment Transactions”

## **3. Significant Accounting Policies**

### **A. Group Financial Statements**

#### ***1. Statement of Compliance***

The consolidated financial statements have been prepared in accordance with International Financial Reporting Standards (“IFRSs”) as issued by the International Accounting Standards Board (“IASB”) and which were in effect at 30 June 2017.

The principal accounting policies adopted by the Group in the preparation of the consolidated financial statements are set out below.

The consolidated financial statements were authorised for issue by the Board on 18 June 2018.

## **2. Basis of Preparation**

The consolidated financial statements have been prepared on a going concern basis under the historical cost convention. The Group's statutory accounts for the years ended 30 June 2016 and 2017 were prepared applying IFRS as endorsed by the European Union ("EU"). Those accounts were also compliant with IFRS as issued by the IASB. The consolidated financial statements set out herein are prepared in accordance with IFRS as issued by the IASB. As such, the Group is not considered to be a first time adopter in these consolidated financial statements.

## **3. Functional and Presentation Currency**

The consolidated financial statements are presented in British Pound Sterling ("Sterling"), which is the Company's functional currency. All financial information presented in Sterling has been rounded to the nearest thousand, except when otherwise indicated.

## **4. Reclassification**

The Group reviewed its consolidated statement of comprehensive income presentation and determined to reclassify a portion of share-based compensation expense, depreciation and amortization expense and property costs, including operating lease expense, from selling, general and administrative expenses to cost of sales in order to better reflect the total cost incurred in generating revenue. The Group believe that the expenses as reclassified provide information that is reliable and more relevant to users of the Group's consolidated financial statements. As a result, £10.5 million of costs that were previously presented as part of selling, general and administrative expenses for the year ended 30 June 2017 (2016: £7.1 million), were reclassified to cost of sales.

The Group does not believe these revisions are material, individually or in the aggregate, to the Group's consolidated financial statements taken as a whole, in any period.

## **5. Use of Estimates and Judgments**

The preparation of consolidated financial statements in conformity with IFRS requires management to make judgments, estimates and assumptions that affect the application of accounting policies and the reported amounts for assets, liabilities, income and expenses. Actual result may differ from these estimates.

Estimates and underlying assumptions are reviewed on an ongoing basis. Revisions to accounting estimates are recognised in the period in which the estimates are revised and in any future periods affected.

## **6. Going concern**

The Board has reviewed the Group's business plan and forecasts for a period at least 12 months from the signing of these financial statements. This review took into consideration facilities available to the Group, including the extension of the Group's revolving credit facility as described in note 36. As a result of such review, the Board believes that the Group has adequate resources to continue operations for the foreseeable future, being at least 12 months from the signing of these financial statements, and accordingly continue to adopt the going concern basis in preparing the consolidated financial statements.

## **7. Basis of consolidation**

### *(i) Business combinations*

Business acquisitions are accounted for using the acquisition method. The results of businesses acquired in a business combination are included in the consolidated financial statements from the date of the acquisition. Purchase accounting results in assets and liabilities of an acquired business being recorded at their estimated fair values on the acquisition date. Any excess consideration over the fair value of assets acquired and liabilities assumed is recognized as goodwill.

The Group performs valuations of assets acquired and liabilities assumed on each acquisition accounted for as a business combination and allocates the purchase price to the tangible and intangible assets acquired and liabilities assumed based on management's best estimate of fair value. The Group determines the appropriate useful life of

intangible assets by performing an analysis of cash flows based on historical experience of the acquired businesses. Intangible assets are amortized over their estimated useful lives based on the pattern in which the economic benefits associated with the asset are expected to be consumed, which to date has approximated the straight-line method of amortization.

Any contingent consideration payable is measured at fair value at the acquisition date. If the contingent consideration is classified as equity, it is not re-measured and settlement is accounted for within equity. Otherwise, subsequent changes in the fair value of contingent consideration are recognised in profit and loss.

Transaction costs associated with business combinations are expensed as incurred and are included in selling, general and administrative expenses.

*(ii) Subsidiaries*

Subsidiaries are entities controlled by the Company. The financial statements of subsidiaries are included in the consolidated financial statements from the date that control commences until the date that control ceases.

*(iii) Transactions eliminated on consolidation*

All transactions and balances between Group Entities are eliminated on consolidation, including unrealized gains and losses on transactions between Group Entities. Where unrealized losses on intra-Group asset sales are reversed on consolidation, the underlying asset is also tested for impairment from a Group perspective.

**8. Foreign  
Currency**

*(i) Foreign currency balances and transactions*

Foreign currency transactions are translated into the functional currency of the applicable Group Entity, using the exchange rates prevailing at the dates of the transactions (spot exchange rate). Foreign exchange gains and losses resulting from the settlement of such transactions and from the re-measurement of monetary items denominated in foreign currency at period-end exchange rates are recognised in profit or loss. Non-monetary items are not retranslated at period-end and are measured at historical cost (translated using the exchange rates at the transaction date), except for non-monetary items measured at fair value which are translated using the exchange rates at the date when fair value was determined.

*(ii) Foreign operations*

In the consolidated financial statements, all assets, liabilities and transactions of Group Entities with a functional currency other than Sterling are translated into Sterling upon consolidation. The functional currency of the entities in the Group has remained unchanged during the reporting period.

On consolidation, assets and liabilities have been translated into Sterling at the closing rate at the reporting date. Goodwill and fair value adjustments arising on the acquisition of a foreign entity have been treated as assets and liabilities of the foreign entity and translated into Sterling at the closing rate. Income and expenses have been translated into Sterling at the average rate over the reporting period. Exchange differences are charged/credited to other comprehensive income and recognised in the currency translation reserve in equity. On disposal of a foreign operation, the related cumulative translation differences recognised in equity are reclassified to profit or loss and are recognised as part of the gain or loss on disposal.

**9. Financial  
instruments**

*(i) Recognition, initial measurement and de-recognition*

Financial assets and financial liabilities are recognised when the Group becomes a party to the contractual provisions of the financial instrument and are measured initially at fair value adjusted by transaction costs, except for those carried at fair value through profit or loss, which are measured initially at fair value. Subsequent measurement of financial assets and financial liabilities are described below.

### ***Loans and receivables***

Loans and receivables are non-derivative financial assets with fixed or determinable payments that are not quoted in an active market. After initial recognition, loans and receivables are measured at amortised cost using the effective interest method, less provision for impairment. Discounting is omitted where the effect is immaterial. The Group's cash and cash equivalents, trade and substantially all other receivables fall into this category of financial instruments.

Individually significant receivables are considered for impairment when they are past due or when other objective evidence is received that a specific counterparty will default. Receivables that are not considered to be individually impaired are reviewed for impairment in groups, which are determined by reference to the industry and region of a counterparty and other shared credit risk characteristics. The impairment loss estimate is then based on recent historical counterparty default rates for each identified group.

### ***Financial assets at fair value through profit or loss***

Financial assets at fair value through profit or loss ("FVTPL") include financial assets that are either classified as held for trading or that meet certain conditions and are designated at FVTPL upon initial recognition. All derivative financial instruments fall into this category. Assets in this category are measured at fair value with gains or losses recognised in profit or loss. The fair values of financial assets in this category are determined by reference to active market transactions or using a valuation technique where no active market exists.

Financial assets are derecognised when the contractual rights to the cash flows from the financial asset expire, or when the financial asset and all substantial risks and rewards are transferred. A financial liability is derecognised when it is extinguished, discharged, cancelled or expires.

#### *(ii) Classification and subsequent measurement of financial assets*

All financial assets except for those at FVTPL are subject to review for impairment at least at 30 June of each year to identify whether there is any objective evidence that a financial asset or a group of financial assets is impaired. Different criteria to determine impairment are applied for each category of financial assets, which are described below.

#### *(iii) Classification and subsequent measurement of financial liabilities*

The Group's financial liabilities include borrowings, trade and other payables and derivative financial instruments.

Financial liabilities are measured subsequently at amortised cost using the effective interest method, except for financial liabilities held for trading or designated at FVTPL, which are carried subsequently at fair value with gains or losses recognised in profit or loss. All derivative financial instruments that are not designated and effective as hedging instruments are accounted for at FVTPL.

All income and expenses relating to financial assets that are recognised in profit or loss are presented within finance costs, finance income or other financial items, except for impairment of trade receivables, which is presented within other expenses.

## ***10. Property, plant and equipment***

### *(i) Recognition and measurement*

Items of property, plant and equipment are measured at cost less accumulated depreciation and accumulated impairment losses. Cost includes expenditure that is directly attributable to the acquisition of the asset. The cost of an item of property, plant and equipment comprises:

- (a) its purchase price, including import duties and non-refundable purchase taxes, after deducting trade discounts and rebates;
- (b) any costs directly attributable to bringing the asset to the location and condition necessary for it to be capable of operating in the manner intended by management; and

(c) the initial estimate of the costs of dismantling and removing the item and restoring the site on which it is located, the obligation for which an entity incurs either when the item is acquired or as a consequence of having used the item during a particular period for purposes other than to produce inventories during that period.

When parts of an item of property, plant and equipment have different useful lives, they are accounted for as separate items.

Any gain or loss on disposal of an item of property, plant and equipment (calculated as the difference between net proceeds from disposal and the carrying amount of the item) is recognised in profit and loss.

*(ii) Subsequent costs*

Subsequent expenditure is capitalized only when it is probable that future economic benefits associated with the expenditure will flow to the Group. Ongoing repairs and maintenance are expensed as incurred.

*(iii) Depreciation*

Items of property, plant and equipment are depreciated on a straight-line basis in profit or loss over the estimated useful lives of each component. Leased assets are depreciated over the shorter of the leased term and their useful lives unless it is reasonably certain that the Group will obtain ownership by the end of the leased term. Land is not depreciated.

Items of property, plant and equipment are depreciated from the date they are installed and are ready for use, or in respect of internally constructed assets, from the date that the asset is completed and ready for use.

Depreciation is calculated so as to write off the cost of an asset, less its estimated residual value, over the useful economic life of that asset as follows:

Computers and equipment	3 years
Fixtures and fittings	5 years
Motor vehicles	5 years

Depreciation methods, useful lives and residual values are reviewed at each reporting date and adjusted if appropriate.

**11. Intangible assets and goodwill**

*(i) Goodwill*

Goodwill represents the excess of the aggregate purchase price paid over the fair value of the net assets acquired in our business combinations. Goodwill is not amortised and is tested for impairment at least annually or whenever events or changes in circumstances indicate that the carrying value may not be recoverable. Intangible assets generated by new acquisitions are separately assessed for impairment in the year in which the acquisition occurred and are assessed on a consolidated basis with all other acquired intangible assets beginning in the year following the acquisition.

Events or changes in circumstances that could trigger an impairment review include a significant adverse change in business climate, an adverse action or assessment by a regulator, unanticipated competition, a loss of key personnel, significant changes in the manner of the Group's use of the acquired assets or the strategy for the Group's overall business, significant negative industry or economic trends, or significant underperformance relative to expected historical or projected future results of operations.

If the fair value of the reporting unit is less than book value, the carrying amount of the goodwill is compared to its implied fair value. The estimate of implied fair value of goodwill may require valuations of certain internally generated and unrecognized intangible assets. If the carrying amount of goodwill exceeds the implied fair value of that goodwill, an impairment loss is recognized in an amount equal to the excess. The Group tests for goodwill impairment on June 30 of each year.

*(ii) Research and development*

All research expenditure, undertaken with the prospect of gaining new technical knowledge, is charged to profit and loss in the year incurred.

Development activities involve a plan or design for the production of new or substantially improved software. Costs that are directly attributable to a project's development phase are recognised as intangible assets, provided they meet the following recognition requirements:

- the development costs can be measured reliably;
- the project is technically and commercially feasible;
- the Group intends to and has sufficient resources to complete the project;
- the Group has the ability to deliver the software to clients; and
- the software will generate probable future economic benefits.

Development costs not meeting these criteria for capitalisation are expensed as incurred.

Capitalised development expenditure is measured at cost less accumulated amortisation and accumulated impairment losses.

*(iii) Other intangible assets*

Other intangible assets that are acquired by the Group and have finite useful lives are measured at cost less accumulated amortisation and accumulated impairment losses.

Other intangible assets that are acquired by the Group in a business combination and have finite useful lives are measured at fair value at acquisition date less accumulated amortisation and accumulated impairment losses.

*(iv) Subsequent expenditure*

Subsequent expenditure is only capitalised when it increases the future economic benefits embodied in the specific asset to which it relates. All other expenditure, including expenditure on internally generated goodwill and brands, is recognised in profit and loss as incurred.

*(v) Amortisation*

Except for goodwill, intangible assets are amortised on a straight-line basis in the profit and loss over their estimated useful lives, from the date they are available for use.

Client relationship	5 - 10 years
Non-compete agreement	3 years
Computer software	3 - 10 years
Licences	Shorter of licence period and up to 3 years

**12. Lease agreements**

*(i) Finance lease agreements*

Where the Group enters into a lease that entails taking substantially all the risks and rewards of ownership of an asset, the lease is treated as a finance lease. The asset is recorded in the balance sheet as property, plant and equipment and is depreciated in accordance with the above depreciation policies. Future instalments under such leases, net of finance charges, are included within creditors. Rentals payable are apportioned between the finance element, which is

charged to the profit and loss account on a straight line basis, and the capital element which reduces the outstanding obligation for future instalments.

*(ii) Operating lease agreements*

Rentals applicable to operating leases where substantially all of the benefits and risks of ownership remain with the lessor are charged against profits on a straight line basis over the period of the lease.

Lease incentives (such as rent-free periods or contributions by the lessor to the lessee's relocation costs) are considered an integral part of the consideration for the use of the leased asset. Incentives are treated as a reduction of lease income or lease expense. As they are an integral part of the net consideration agreed for the use of the leased asset, incentives are recognised by both the lessor and the lessee over the lease term, with each party using a single amortisation method applied to the net consideration.

*(iii) Lease payments*

Minimum lease payments made under finance leases are apportioned between the finance expense and the reduction of the outstanding liability. The finance expense is allocated to each period during the lease term so as to produce a constant periodic rate of interest on the remaining balance of the liability.

Payments made under operating leases are recognised in profit and loss on a straight-line basis over the term of the lease.

*(iv) Determining whether an arrangement contains a lease*

At the inception of an arrangement, the Group determines whether such an arrangement is or contains a lease. This will be the case if the following two criteria are met:

- The fulfilment of the arrangement is dependent on the use of a specific asset or assets;  
and
- The arrangement contains the right to use the asset(s).

### **13. Impairment**

*(i) Non-financial assets*

The carrying amounts of the Group's non-financial assets, other than deferred tax assets, are reviewed at each reporting period to determine whether there is any indication of impairment. Goodwill and indefinite-lived intangible assets are tested at least annually for impairment.

For impairment assessment purposes, non-financial assets are grouped at the lowest levels for which there are largely independent cash inflows (cash generating units). As a result, some assets are tested individually for impairment and some are tested at cash-generating unit level. Goodwill is allocated to those cash-generating units that are expected to benefit from synergies of the related business combination and represent the lowest level within the Group at which management monitors goodwill.

Cash-generating units to which goodwill has been allocated (determined by the Group's management as equivalent to its operating segments) are tested for impairment at least annually. All other individual assets or cash-generating units are tested for impairment whenever events or changes in circumstances indicate that the carrying amount may not be recoverable. An impairment loss is recognised for the amount by which the asset or cash-generating unit's carrying amount exceeds its recoverable amount, which is the higher of fair value less costs to sell and value-in use.

To determine the value-in-use, management estimates expected future cash flows from each cash generating unit and determines a suitable discount rate in order to calculate the present value of those cash flows. The data used for impairment testing procedures are directly linked to the Group's latest approved budget, adjusted as necessary to exclude the effects of future reorganisations and asset enhancements. Discount factors are determined individually for each cash-generating unit and reflect management's assessment of respective risk profiles, such as market and asset-specific risks factors. Impairment losses for cash-generating units reduce first the carrying amount of any goodwill allocated



to that cash-generating unit. Any remaining impairment loss is charged pro rata to the other assets in the cash-generating unit. With the exception of goodwill, all assets are subsequently reassessed for indications that an impairment loss previously recognised may no longer exist. An impairment charge is reversed if the cash-generating unit's recoverable amount exceeds its carrying amount.

*(ii) Non-derivative financial assets*

A financial asset not classified as at fair value to profit and loss is assessed at each reporting date to determine whether there is objective evidence that it is impaired. A financial asset is impaired if there is objective evidence of impairment as a result of one or more events that occurred after the initial recognition of the asset, and that loss event(s) had an impact on the estimated future cash flows of the asset that can be estimated reliably.

Objective evidence that financial assets are impaired includes default or delinquency by a debtor, restructuring of an amount due to the Group on terms that the Group would not consider otherwise, indications that a debtor or issuer will enter bankruptcy, adverse changes in the payment status of borrowers or issuers, economic conditions that correlate with defaults or the disappearance of an active market for a security. In addition, for an investment in an equity security, a significant or prolonged decline in its fair value below its cost is objective evidence of impairment.

**14. Employee benefits**

*(i) Termination benefits*

Termination benefits are recognised as an expense when the Group is demonstrably committed, without realistic probability of withdrawal, to a formal detailed plan to either terminate employment before retirement date, or to provide termination benefits as a result of an offer made to encourage voluntary redundancy. Termination benefits of voluntary redundancies are recognised as an expense if the Group has made an offer to voluntary redundancy, it is probable that the offer will be accepted, and the number of acceptances can be estimated reliably. If the benefits are payable more than 12 months after the reporting date, then they are discounted to their present value.

*(ii) Short-term employee benefits*

Short-term employee benefit obligations are measured at an undiscounted basis and are expenses as the related service is provided. A liability is recognised for the amount expected to be paid under short-term cash bonus or profit-sharing plans if the Group has a present legal or constructive obligation to pay this amount as a result of past service provided by the employee, and the obligation can be estimated reliably.

The Group operates a defined contribution pension scheme for employees. The assets of the scheme are held separately from those of the Group. The annual contributions payable are charged to the profit and loss account.

*(iii) Employee benefit trust*

All assets and liabilities of the Endava Limited Guernsey Employee Benefit Trust ("the EBT") have been consolidated in the consolidated financial statements as the Group has de facto control over the EBT's net assets. Any assets held by the EBT cease to be recognised on the Group balance sheet when the assets vest unconditionally in identified beneficiaries.

The costs of purchasing own shares held by the EBT are shown as a deduction against equity of the Group. The proceeds from the sale of own shares held by the EBT increases shareholders' funds. Neither the purchase nor sale of own shares leads to a gain or loss being recognised in the Group's statement of comprehensive income.

*(iv) Employee share schemes and share based payments*

The Group issues equity settled share options to its employees. The payments are measured at fair value at date of grant. The fair value of the share options issued is expensed to the profit and loss account on a straight line basis over the vesting period, based on the Group's estimate of the number of options that will eventually vest, updated at each balance sheet date.

## **15. Provisions, Contingent Liabilities and Contingent Assets**

### **Provisions**

Provisions for legal disputes, onerous contracts or other claims are recognised when the Group has a present legal or constructive obligation as a result of a past event, it is probable that an outflow of economic resources will be required from the Group and amounts can be estimated reliably. Timing or amount of the outflow may still be uncertain.

Provisions are measured at the estimated expenditure required to settle the present obligation, based on the most reliable evidence available at the reporting date, including the risks and uncertainties associated with the present obligation. Where there are a number of similar obligations, the likelihood that an outflow will be required in settlement is determined by considering the class of obligations as a whole. Provisions are discounted to their present values, where the time value of money is material. The unwinding of the discount is recognised as a finance cost.

Any reimbursement that the Group can be virtually certain to collect from a third party with respect to the obligation is recognised as a separate asset. However, this asset may not exceed the amount of the related provision.

#### *(i) Onerous contracts*

A provision for onerous contracts is recognised when the expected benefits to be derived by the Group from a contract are lower than the unavoidable cost of meeting its obligations under the contract. The provision is measured at the present value of the lower of the expected cost of terminating the contract and the expected net cost of continuing with the contract. Before a provision is established, the Group recognises any impairment loss on the assets associated with that contract.

#### *(ii) Restructuring*

A provision for restructuring is recognised when the Group has approved a detailed and formal restructuring plan, and the restructuring has either commenced or has been announced publicly. Future operating expenses are not provided for.

## **16. Revenue**

The Group generates revenue primarily from the provision of its services and recognize revenue in accordance with IAS 18 – “Revenue.” Revenue is measured at fair value of the consideration received, excluding discounts, rebates, taxes and duties. The Group’s services are generally performed under time-and-material based contracts (where materials consist of travel and out-of-pocket expenses), fixed-price contracts and managed service contracts.

Under time-and-materials based contracts, the Group charges for services based on daily or hourly rates and bills and collects monthly in arrears. Revenue from time-and-materials contracts is recognised as services are performed, with the corresponding cost of providing those services reflected as cost of sales when incurred.

Under fixed-price contracts, the Group bills and collects monthly throughout the period of performance. Revenue is recognised based on the percentage of completion method, with the percentage of completion typically assessed using cost measures. Under this method, revenue is recognised in the accounting periods in which the associated services are rendered. In instances where final acceptance of a deliverable is specified by the client and there is risk or uncertainty of acceptance, revenue is deferred until all acceptance criteria have been met. The cumulative impact of any revision in estimates is reflected in the financial reporting period in which the change in estimate becomes known.

Under managed service contracts, the Group typically bills and collects upon executing the applicable contract and typically recognises revenue over the service period on a straight-line basis. Certain of the Group’s managed service contracts contain service-level commitments regarding availability, responsiveness, security, incident response and/or fulfillment of service and change requests. To the extent the Group has material uncertainty regarding its ability to comply with a service-level commitment, recognition of revenue related to the applicable contract would be deferred until the uncertainty is resolved and revenue recognized would be restricted to the extent of any provision made for potential damages or service-level credits. Further, to the extent the Group believes that it is probable that an outflow of resources may be required to address non-compliance with a service-level commitment, a provision would be made

to cover the expected cost. In each of the years ended 30 June 2016 and 2017, there was no material delay in the recognition of revenue under any managed service contract nor any provision made for non-compliance with service-level commitments.

With respect to all types of contracts, revenue is only recognized when (i) the amount of revenue can be recognized reliably, (ii) it is probable that there will be a flow of economic benefits and (iii) any costs incurred are expected to be recoverable. Anticipated profit margins on contracts is reviewed monthly by the Group and, should it be deemed probable that a contract will be unprofitable, any foreseeable loss would be immediately recognized in full and provision would be made to cover the lower of the cost of fulfilling the contract and the cost of exiting the contract.

#### **17. Government grants**

Government grants are assistance by government in the form of transfers of resources to the Group in return for past or future compliance with certain conditions relating to the operating activities of the Group. They exclude those forms of government assistance that cannot reasonably have a value placed upon them and transactions with government that cannot be distinguished from the normal trading transactions of the entity. Government grants are accounted for using the income approach under which they are recognised in profit and loss on a systematic basis over the periods in which the Group recognises as expenses the related costs for which the grants are intended to compensate.

Following IAS 20 presentation options, the Group presents the grant related to income as a deduction from the related expense.

#### **18. Finance income and finance costs**

Finance costs consist primarily of interest expense on borrowings, unwinding of the discount on acquisition holdbacks and contingent consideration, losses on disposal of available-for-sale financial assets, dividends on preference shares classified as liabilities and reclassifications of amounts previously recognized other comprehensive income. Borrowing costs that are not directly attributable to the acquisition, construction or production of a qualifying asset are recognized in profit or loss using the effective interest method. Finance income consists of interest income on funds invested. Interest income is recognized as it accrues in profit or loss, using the effective interest method.

Finance income and finance costs also reflect the net effect of realized and unrealized foreign currency exchange gains and losses. Prior to 30 June 2016, the Group entered into forward contracts to fix the exchange rate for intercompany transactions between the Sterling and Romanian RON, with changes in the fair value of these forward contracts being recognized in profit or loss.

Dividend income is recognised in profit or loss on the date that the Group's right to receive payment is established.

#### **19. Income taxes**

Tax expense recognised in profit or loss comprises the sum of deferred tax and current tax not recognised in other comprehensive income or directly in equity.

Current income tax assets and/or liabilities comprise those obligations to, or claims from, fiscal authorities relating to the current or prior reporting periods, that are unpaid at the reporting date. Current tax is payable on taxable profit, which differs from profit or loss in the financial statements. Calculation of current tax is based on tax rates and tax laws that have been enacted or substantively enacted by the end of the reporting period.

Amounts receivable in respect of research and development tax credits are recognised in the accounts in the year in which the related expenditure was incurred, provided there is sufficient evidence that these amounts are recoverable. These credits are recognised within cost of sales in the group statement of comprehensive income.

Deferred income taxes are calculated using the liability method on temporary differences between the carrying amounts of assets and liabilities and their tax bases. However, deferred tax is not provided on the initial recognition of goodwill, or on the initial recognition of an asset or liability unless the related transaction is a business combination or affects tax or accounting profit. Deferred tax on temporary differences associated with investments in subsidiaries is

not provided if reversal of these temporary differences can be controlled by the Group and it is probable that reversal will not occur in the foreseeable future.

Deferred tax assets and liabilities are calculated, without discounting, at tax rates that are expected to apply to their respective periods of realisation, provided they are enacted or substantively enacted by the end of the reporting period. Deferred tax assets are recognised to the extent that it is probable that they will be able to be utilised against future taxable income, based on the Group's forecast of future operating results which is adjusted for significant non-taxable income and expenses and specific limits to the use of any unused tax loss or credit. Deferred tax liabilities are always provided for in full.

Deferred tax assets and liabilities are offset only when the Group has a right and intention to set off current tax assets and liabilities from the same taxation authority.

Changes in deferred tax assets or liabilities are recognised as a component of tax income or expense in profit or loss, except where they relate to items that are recognised in other comprehensive income or directly in equity, in which case the related deferred tax is also recognised in other comprehensive income or equity, respectively.

## **20. Cash and cash equivalents**

Cash and cash equivalents comprise cash on hand and demand deposits, together with other short-term, highly liquid investments that are readily convertible into known amounts of cash and that are subject to an insignificant risk of changes in value.

## **21. Equity, reserves and dividend payments**

Share capital represents the nominal value of shares that have been issued.

Share premium includes any premiums received on issue of share capital. Any transaction costs associated with the issuing of shares are deducted from share premium, net of any related income tax benefits.

Other components of equity include the following:

- Translation reserve comprises foreign currency translation differences arising from the translation of financial statements of the group's foreign entities into Sterling;
- Capital redemption reserve is created to maintain the statutory capital maintenance requirements of the Companies Act 2006;
- Share option reserve reflects the charge taken to profit and loss in respect of share based payments in each financial year;
- Merger relief reserve balance represents the fair value of the consideration given in excess of the nominal value of the ordinary shares issued in a business combination; and
- Retained earnings include all current and prior period retained profits.

All transactions with equity shareholders of the Company are recorded separately within equity. Dividend distributions payable to equity shareholders of the Company are included in other liabilities when the dividends have been approved in a general meeting prior to the reporting date.

Investment in own shares represents shares held by the EBT.

The Group presents basic and diluted earnings per share ("EPS") data for its ordinary shares. Basic EPS is calculated by dividing the profit or loss attributable to ordinary shareholders of the Company by the weighted average number of ordinary shares outstanding during the year. Diluted EPS is determined by the profit or loss attributable to ordinary shareholders and the weighted average number of ordinary shares outstanding for the effects of all dilutive potential ordinary shares, which include awards under share award schemes and share options granted to employees.

#### 4. Operating Segment Analysis

Operating segments are components of an enterprise about which separate financial information is available that is evaluated regularly by the chief operating decision-maker (“CODM”) in deciding on how to allocate resources and in assessing performance. The Company’s CODM is considered to be the Company’s chief executive officer (“CEO”). The CEO reviews financial information presented on a Group level basis for purposes of making operating decisions and assessing financial performance. Therefore, the Group has determined that it operates in a single operating and reportable segment.

#### 5. Revenue

Revenue recognised in the Consolidated Statement of Comprehensive Income is analysed into the following geography split, based on where the service is being delivered to:

	2016 £'000	2017 £'000
UK	£ 74,315	£ 79,938
North America	20,906	25,944
Europe	20,211	53,486
<b>Total</b>	<b>£ 115,432</b>	<b>£ 159,368</b>

#### 6. Operating Profit

	2016 £'000	2017 £'000
<b>Operating profit is stated after charging/(crediting):</b>		
Depreciation and impairment of owned property, plant & equipment	1,637	2,470
Depreciation of assets held under finance leases	83	62
Impairment of property, plant & equipment	(80)	—
Amortisation of intangible assets	1,242	1,814
Gain on disposal of property, plant & equipment	(15)	(16)
Loss on disposal of property, plant & equipment	—	122
Research & development expenditure credit	(1,117)	(1,322)
Government grants	(1,048)	(1,691)
Share option charge	768	854
Net (gain) / loss on foreign currency translation	(4)	967
<b>Operating lease costs:</b>		
Land and buildings	4,437	6,443

**Auditor's remuneration:**

The Group paid the following amounts to its auditors in respect of the audit of the historical financial information and for other services provided to the Group:

	2016 £'000	2017 £'000
Audit of the financial statements	£ 80	£ 126
Subsidiary local statutory audits	59	89
<b>Total audit fees</b>	<b>139</b>	<b>215</b>
Taxation compliance services	—	—
Taxation advisory fees	—	—
<b>Total non-audit fees</b>	<b>£ —</b>	<b>£ —</b>

**7. Particulars of Employees**

	2016 £'000	2017 £'000
<b>The average number of staff employed by the group during the financial year amounted to:</b>		
Number of operational staff	2,336	3,181
Number of administrative staff	190	283
Number of management staff	7	7
<b>Total</b>	<b>2,533</b>	<b>3,471</b>
<b>The aggregate payroll costs of the above were:</b>		
Wages and salaries	£ 58,714	£ 82,894
Social security and pension costs	8,643	14,850
Share option charge	768	854
<b>Total</b>	<b>£ 68,125</b>	<b>£ 98,598</b>

**8. Key Management Remuneration**

	2016 £'000	2017 £'000
<b>Remuneration in respect of key management was as follows:</b>		
Short-term employee benefits	£ 1,275	£ 865
Post-employment benefits	59	41
<b>Total</b>	<b>£ 1,334</b>	<b>£ 906</b>
<b>Emoluments of highest paid director:</b>		
Total emoluments	£ 417	£ 431

**9. Finance  
Costs**

	2016 £'000	2017 £'000
Interest payable on bank borrowings	£ 79	£ 286
Interest payable on leases	35	22
Foreign exchange loss	—	967
Other interest expense	56	100
<b>Total</b>	<b>£ 170</b>	<b>£ 1,375</b>

**10. Finance  
Income**

	2016 £'000	2017 £'000
Interest receivable on bank deposits	£ 17	£ 15
Other interest income	4	3
Foreign exchange gain	4	—
Fair value gain on forward foreign exchange contracts held for trading	1,043	—
<b>Total</b>	<b>£ 1,068</b>	<b>£ 18</b>

**11. Tax On Profit On Ordinary  
Activities**

**Analysis of charge / (credit) in the year**

	2016 £'000	2017 £'000
UK corporation tax based on the results for the year ended 30 June 2017 at 19.75% (2016: 20%)	2,275	1,664
Overseas tax	2,188	3,066
<b>Current Tax</b>	<b>4,463</b>	<b>4,730</b>
<b>Deferred Tax</b>	<b>(338)</b>	<b>138</b>
<b>Total tax</b>	<b>4,125</b>	<b>4,868</b>

The standard rate of corporation tax in the UK fell from 20% to 19% with effect from 1 April 2017. Changes to reduce the UK corporation tax rate to 19% from 1 April 2017 and to 17% from 1 April 2020 were substantially enacted on 15 September 2016.

## Reconciliation of the tax rate on group profits

	2016		2017	
	£'000	%	£'000	%
<b>Profit on ordinary activities before taxation</b>	<b>£ 20,831</b>	<b>— %</b>	<b>£ 21,700</b>	<b>— %</b>
Profit on ordinary activities at UK statutory rate	4,167	20.0	4,286	19.8
Differences in overseas tax rates	(372)	(1.8)	(219)	(1.0)
Impact of share based payments	100	0.5	56	0.2
Utilisation of previously unrecognised tax losses	(31)	(0.1)	(2)	—
Other permanent differences	239	1.1	258	1.2
Adjustments related to prior periods	7	—	292	1.3
Withholding tax on dividends	—	—	197	0.9
Impact of rate change on deferred tax	15	0.1	—	—
<b>Total</b>	<b>£ 4,125</b>	<b>19.8 %</b>	<b>£ 4,868</b>	<b>22.4 %</b>

## Tax on items charged to equity and statement of comprehensive income

	2016 £'000	2017 £'000
Share based payments	(63)	(42)
<b>Total (credit) to equity and statement of comprehensive income</b>	<b>(63)</b>	<b>(42)</b>

## Unremitted Earnings

The aggregate amount of unremitted profits at 30 June 2017 was approximately £24,000,000 (2016 - £12,000,000). UK legislation relating to company distributions provides for exemption from tax for most repatriated profits. Deferred taxation of £142,000 has been provided on these profits as of 30 June 2017 (2016 - £nil).

## 12. Deferred Tax Assets and Liabilities

Deferred taxes arising from temporary differences and unused tax losses are summarised as follows:

Deferred tax 2017	At 1 July 2016 £'000	Exchange Adjustments £'000	Credit / (Charge) to Profit and Loss £'000	Credit to Equity £'000	Acquisition £'000	At 30 June 2017 £'000
Accelerated capital allowances	£ (34)	£ —	£ (42)	£ —	£ —	£ (76)
Tax losses	312	15	(100)	—	—	227
Share based payments	117	(1)	113	42	—	271
Intangibles	(1,543)	(141)	269	—	(1,075)	(2,490)
Other temporary differences	724	3	(378)	—	—	349
<b>Total</b>	<b>£ (424)</b>	<b>£ (124)</b>	<b>£ (138)</b>	<b>£ 42</b>	<b>£ (1,075)</b>	<b>£ (1,719)</b>

The deferred tax charge to the income statement relating to changes in tax rates is £0 at 30 June 2017 (2016 - £15,000). All other deferred tax movements arise from the origination and reversal of temporary differences. Deferred



tax assets are recognised to the extent it is probable that taxable profits will be generated against which those assets can be utilised.

After offsetting deferred tax assets and liabilities where appropriate within territories, the net deferred tax asset comprises:

	2016 £'000	2017 £'000
Deferred tax assets	1,108	867
Deferred tax liabilities	(1,532)	(2,586)
<b>Deferred tax position</b>	<b>(424)</b>	<b>(1,719)</b>

### 13. Earnings Per Share

#### Basic earnings per share

Basic EPS is calculated by dividing the profit for the period attributable to equity holders of the Company by the weighted average number of ordinary shares outstanding during the period.

	2016 £'000	2017 £'000
Profit for the period attributable to equity holders of the Company	16,706	16,832
	2016	2017
Weighted average number of shares outstanding	9,077,842	9,051,750
	2016	2017
Earnings per share - basic (£)	1.84	1.86

The Group's weighted average number of shares outstanding has been adjusted by the number of shares held by the EBT.

#### Diluted Earnings Per Share

Diluted EPS is calculated by dividing the profit for the period attributable to equity holders of the Company by the weighted average number of ordinary shares outstanding during the period plus the weighted average number of shares that would be issued if all dilutive potential ordinary shares were converted into ordinary shares. In accordance with IAS 33, the dilutive earnings per share are without reference to adjustments in respect of outstanding shares when the impact would be anti-dilutive.

	2016 £'000	2017 £'000
Profit for the period attributable to equity holders of the Company	16,706	16,832
	2016	2017
Weighted average number of shares outstanding	9,077,842	9,051,750
Diluted by: options in issue	785,767	806,754
<b>Weighted average number of shares outstanding (diluted)</b>	<b>9,863,609</b>	<b>9,858,504</b>

	2016	2017
Earnings per share - diluted (£)	1.69	1.71

#### 14. Goodwill

2016	£'000
<b>Cost</b>	
<b>At 1 July 2015</b>	<b>5,098</b>
Acquired through business combinations	4,756
Additions in respect of PS Tech d.o.o. acquisition - measurement period adjustment	166
Effect of foreign exchange translations	1,301
<b>At 30 June 2016</b>	<b>11,321</b>
<b>2017</b>	
<b>Cost</b>	
<b>At 1 July 2016</b>	<b>11,321</b>
Acquired through business combinations	4,200
Effect of foreign exchange translations	677
<b>At 30 June 2017</b>	<b>16,198</b>
<b>Net book value</b>	
<b>At 30 June 2016</b>	<b>11,321</b>
<b>At 30 June 2017</b>	<b>16,198</b>

The Group has one Cash Generating Unit ("CGU") and accordingly goodwill is reported under one CGU.

During 2017, the Group acquired 100% of Integrated Systems Development Corporation ("ISDC") voting rights and obtained control of ISDC, which resulted in an increase in goodwill of £4,200,000. All goodwill is recorded in local currency. Additions are converted at the exchange rate on the date of the transaction and the goodwill at the end of the year is stated at closing exchange rates.

#### Goodwill Impairment Testing

Goodwill is not amortised and is tested for impairment at least annually or whenever events or changes in circumstances indicate that the carrying value may not be recoverable. Events or changes in circumstances that could trigger an impairment review include a significant adverse change in business climate, an adverse action or assessment by a regulator, unanticipated competition, a loss of key personnel, significant changes in the manner of our use of the acquired assets or the strategy for our overall business, significant negative industry or economic trends, or significant underperformance relative to expected historical or projected future results of operations.

For the year ended 30 June 2017, the Board reviewed the value of goodwill based on internal value in use calculations. The key assumptions for these calculations are discount rates, growth rates and expected changes to gross margins during the period. The growth rates for the analysed period are based on management's expectations of the medium-term performance of the acquired businesses, planned growth market shares, industry forecasts and growth in the market. These calculations used five-year cash flow projections based on financial budgets approved by management and assumed a 1.5% terminal growth rate thereafter.

The key assumptions used in the assessments for the years ended 30 June 2016 and 2017 are as follows:

	2016	2017
Growth rate	20 %	25 %
Discount rate	19.5 %	19.5 %
Terminal growth rate	1.5 %	1.5 %

Management's impairment assessment for 2016 and 2017 indicates value in use substantially in excess of the carrying value of goodwill. Management therefore believes that no reasonably possible change in any of the above key assumptions would cause the carrying value of the unit to materially exceed its recoverable amount.

As at 30 June 2016 and 30 June 2017, there were no indicators of impairment that suggested that the carrying amount of the Group's goodwill is not recoverable.

#### 15. Acquisition Of Subsidiaries

On 2 September 2016, the Group acquired 100% of ISDC voting rights and obtained control of ISDC. ISDC conducts its operations in the Netherlands, Romania and Bulgaria. Following the acquisition, 286 employees of ISDC became part of the Endava Group.

#### Consideration Transferred

The following table summarises the acquisition date fair values of each major class of consideration transferred:

	£'000
Cash	8,862
<b>Total consideration transferred</b>	<b>8,862</b>

#### Identifiable Assets Acquired and Liabilities Assumed

The fair value of assets acquired and liabilities assumed on the day of the acquisition were as follows:

	Fair Value £'000
Client relationships	4,301
Property, plant and equipment	323
Trade and other receivables	1,739
Cash and cash equivalents	768
Trade and other payables	(648)
Other taxation and social security	(430)
Corporation tax payable	(17)
Borrowings	(196)
Other liabilities	(103)
Deferred tax liability	(1,075)
<b>Total net assets acquired</b>	<b>4,662</b>

#### Measurement of fair values

##### *Intangible assets*

The multi-period excess earnings method ("MEEM") was applied to determine the fair value of intangibles.

Excess earnings are determined from the projected financial statements through the difference between the after tax operating profit to the existing clients and the required cost of invested capital (“CAC”) on all the other supporting assets (tangible and intangible). The value of the subject intangible asset corresponds to the present value of these excess earnings over the expected remaining useful life of the asset.

The CAC consists of a charge intended to ensure that the residual income stream only relates to the subject intangible asset to be valued, profits generated from sales to a client cannot be ascribed solely to the client itself. To generate sales, other assets (such as fixed assets, working capital and other intangible assets) all contribute to the performance of the acquired business.

Contributory assets charges are valued prior to the client relationships valuation so that the expected CAC on these assets can be computed and deducted from the flows considered.

Intangible assets subject to valuation include client relationships. Client relationships were not accounted for by the acquired business, as it developed them internally and charged related costs to expense.

#### Goodwill

Goodwill arising from the acquisition has been recognised as follows:

	<b>Fair Value £'000</b>
Consideration transferred	8,862
Fair value of identifiable net assets	(4,662)
<b>Goodwill</b>	<b>4,200</b>

Goodwill arose in this acquisition of business because the cost of the combination included amounts in relation to the benefit of expected synergies, future market development and the assembled workforce. These benefits are not recognised separately from goodwill as they do not meet the recognition criteria for identifiable intangible assets.

#### Revenue and Profit of ISDC From Acquisition Date to Financial Year End

	<b>£'000</b>
Revenue	10,338
Profit	1,398

#### Revenue and Profit of ISDC for 2017 Reporting Period (had the acquisition occurred at the beginning of the reporting period)

	<b>£'000</b>
Revenue	12,262
Profit	1,589

#### Acquisition Related Costs

	<b>£'000</b>
Legal and professional fees	550

## 16. Acquisition Of Business

On 2015, the Company acquired all of the properties, rights, interests and other tangible and intangible assets of Nickel Fish Design LLC (“Nickelfish”) necessary for the conduct of, or related to its business, including source code, intellectual property (“IP”), tangible assets, client contracts and claims.

The acquired assets include inputs (including IP and client contracts) and processes (know-how and certain employees of Nickelfish rehired the Group after the acquisition), that were already creating and were expected to continue creating outputs for the future. As such, the acquisition met the definition of a business under IFRS 3 and was therefore accounted for as a business combination.

The acquired business was immediately absorbed and integrated into the Group business and therefore it is not possible to provide figures for separate Nickelfish revenue or profit had it been acquired at beginning of the year.

### Consideration Transferred

The asset acquisition of Nickelfish was settled both in cash and by issuing equity instruments.

The following table summarises the acquisition date fair values of each major class of consideration transferred:

	<b>£'000</b>
Cash	£ 4,170
Equity instruments	329
Hold-back amount	653
<b>Total consideration transferred</b>	<b>£ 5,152</b>

Equity instruments issued consist of 40,000 shares issued at fair value of £8.21 per share. Share premium recognised at the date of the acquisition was of £324,400.

The holdback amount was recognised as a liability at the transaction date. The holdback amount was payable to the shareholder of Nickelfish within 18 months after the closing date, based on mutual agreement that various warranties provided by management at the transaction date are appropriately satisfied by the date of settlement.

The holdback amount was paid in full to the shareholder in April 2017.

### Acquisition Related Costs

	<b>£'000</b>
Legal and Professional fees	350

The Group included the acquisition related costs in selling, general and administrative expenses.

## Identifiable Assets Acquired and Liabilities Assumed

The following table summarises the fair value of assets acquired and liabilities assumed at the acquisition date. The Group considers these amounts to be final.

	£'000
Intangible assets	744
<i>Client relationships</i>	629
<i>Non-compete agreement</i>	115
Property, plant and equipment	38
Trade and other payables	(386)
<i>Deferred income</i>	(386)
<b>Total net assets acquired</b>	<b>396</b>

## Measurement of Fair Values

### *Intangible Assets*

#### *Client contracts and related relationships*

The MEEM was applied to determine the fair value of client relationships.

Client relationships were not accounted for by the acquired business, as it developed them internally and charged related costs to expense.

#### *Non-compete agreement*

The discounted cash flow method, a form of the income approach, was used to determine the fair value of non-compete agreements based on the future profitability protected by the non-compete agreement.

## Goodwill

Goodwill arising from the acquisition has been recognised as follows:

	£'000
Consideration transferred	£ 5,152
Fair value of identifiable net assets	(396)
<b>Goodwill</b>	<b>£ 4,756</b>

Goodwill arose in this acquisition of business because the cost of the combination included amounts in relation to future growth potential from new clients, possibility of expansion of services and innovation, monetisation opportunities from new products, strategic advantages and synergies with the existing business. These benefits are not recognised separately from goodwill as they do not meet the recognition criteria for identifiable intangible assets.

**17. Intangible  
Assets**

<b>2016</b>	<b>Client relationship £'000</b>	<b>Software and licences £'000</b>	<b>Non-Compete Agreement £'000</b>	<b>Total £'000</b>
<b>Cost</b>				
<b>At 1 July 2015</b>	£ 9,992	£ 33	£ —	£ 10,025
Additions	—	136	—	136
On acquisition of subsidiary / business	629	—	115	744
Reclassification	—	174	—	174
Effect of foreign exchange translations	1,579	48	18	1,645
<b>At 30 June 2016</b>	<b>£ 12,200</b>	<b>£ 391</b>	<b>£ 133</b>	<b>£ 12,724</b>
<b>Amortisation</b>				
<b>At 1 July 2015</b>	£ —	£ 26	£ —	£ 26
Charge for the year	1,138	77	27	1,242
Reclassification	—	91	—	91
Effect of foreign exchange translations	106	26	2	134
<b>At 30 June 2016</b>	<b>£ 1,244</b>	<b>£ 220</b>	<b>£ 29</b>	<b>£ 1,493</b>
<b>Net book value</b>				
<b>At 30 June 2016</b>	<b>£ 10,956</b>	<b>£ 171</b>	<b>£ 104</b>	<b>£ 11,231</b>
<b>2017</b>				
	<b>Client relationship £'000</b>	<b>Software and licences £'000</b>	<b>Non-Compete Agreement £'000</b>	<b>Total £'000</b>
<b>Cost</b>				
<b>At 1 July 2016</b>	£ 12,200	£ 391	£ 133	£ 12,724
Additions	—	1,364	—	1,364
On acquisition of subsidiary / business	4,301	33	—	4,334
Reclassification	—	61	—	61
Disposals	—	(22)	—	(22)
Effect of foreign exchange translations	1,102	25	4	1,131
<b>At 30 June 2017</b>	<b>£ 17,603</b>	<b>£ 1,852</b>	<b>£ 137</b>	<b>£ 19,592</b>
<b>Amortisation</b>				
<b>At 1 July 2016</b>	£ 1,244	£ 220	£ 29	£ 1,493
Charge for the year	1,668	99	47	1,814
On acquisition of subsidiary / business	—	33	—	33
Reclassification	—	58	—	58
Disposals	—	(3)	—	(3)
Effect of foreign exchange translations	146	23	(1)	168
<b>At 30 June 2017</b>	<b>£ 3,058</b>	<b>£ 430</b>	<b>£ 75</b>	<b>£ 3,563</b>
<b>Net book value</b>				
<b>At 30 June 2017</b>	<b>£ 14,545</b>	<b>£ 1,421</b>	<b>£ 63</b>	<b>£ 16,029</b>

The reclassifications of fixed assets in both 2016 and 2017 arose as a result of the Group aligning asset classifications across all Group Entities as part of the migration of fixed asset registers onto a single platform in 2017.

**18. Property, Plant and Equipment**

2016	Computers & Equipment £'000	Fixtures & Fittings £'000	Vehicles £'000	Fixed Assets in Progress £'000	Total £'000
<b>Cost</b>					
At 1 July 2015	£ 6,540	£ 3,031	£ 16	£ —	£ 9,587
Additions	1,591	394	—	624	2,609
On acquisition of subsidiary / business	2	37	—	—	39
Reclassification	470	(587)	—	—	(117)
Disposals	(91)	(6)	—	—	(97)
Transfers	243	—	—	(243)	—
Effect of foreign exchange translations	595	380	3	—	978
<b>At 30 June 2016</b>	<b>£ 9,350</b>	<b>£ 3,249</b>	<b>£ 19</b>	<b>£ 381</b>	<b>£ 12,999</b>
<b>Depreciation</b>					
At 1 July 2015	£ 4,649	£ 1,551	£ 16	£ —	£ 6,216
Charge for the year	1,247	473	—	—	1,720
Impairment	(80)	—	—	—	(80)
Reclassification	314	(348)	—	—	(34)
On disposals	(89)	(3)	—	—	(92)
Effect of foreign exchange translations	347	184	3	—	534
<b>At 30 June 2016</b>	<b>£ 6,388</b>	<b>£ 1,857</b>	<b>£ 19</b>	<b>£ —</b>	<b>£ 8,264</b>
<b>Net book value</b>					
<b>At 30 June 2016</b>	<b>2,962</b>	<b>1,392</b>	<b>—</b>	<b>381</b>	<b>4,735</b>



2017	Computers & Equipment £'000	Fixtures & Fittings £'000	Vehicles £'000	Fixed Assets in Progress £'000	Total £'000
<b>Cost</b>					
<b>At 1 July 2016</b>	<b>£ 9,350</b>	<b>£ 3,249</b>	<b>£ 19</b>	<b>£ 381</b>	<b>£ 12,999</b>
Additions	2,423	2,585	—	—	5,008
On acquisition of subsidiary / business	793	246	7	—	1,046
Reclassification	(1,333)	1,272	—	—	(61)
Disposals	(334)	(816)	—	—	(1,150)
Transfers	—	381	—	(381)	—
Effect of foreign exchange translations	360	140	1	—	501
<b>At 30 June 2017</b>	<b>£ 11,259</b>	<b>£ 7,057</b>	<b>£ 27</b>	<b>£ —</b>	<b>£ 18,343</b>
<b>Depreciation</b>					
At 1 July 2016	£ 6,388	£ 1,857	£ 19	£ —	£ 8,264
Charge for the year	1,653	879	—	—	2,532
On acquisition of subsidiary / business	561	156	6	—	723
Reclassification	(866)	808	—	—	(58)
On disposals	(233)	(683)	—	—	(916)
Effect of foreign exchange translations	209	102	1	—	312
<b>At 30 June 2017</b>	<b>£ 7,712</b>	<b>£ 3,119</b>	<b>£ 26</b>	<b>£ —</b>	<b>£ 10,857</b>
<b>Net book value</b>					
<b>At 30 June 2017</b>	<b>3,547</b>	<b>3,938</b>	<b>1</b>	<b>—</b>	<b>7,486</b>

The reclassification of fixed assets in 2016 and 2017 arose as a result of the Group aligning asset classifications across all Group Entities as part of the migration of fixed asset registers onto a single platform in 2017.

## 19. Related Party Transactions

At 30 June 2017, the Group held 20% or more of the share capital of the following entities:

Subsidiary	Country of Incorporation	Class of Shares Held	Percentage of Shares Held	Principal Activity
Endava Limited	UK	Ordinary	100 %	Holding company
Endava (UK) Limited	UK	Ordinary	100 %	Provision of IT services
Endava (Managed Services) Limited*	UK	Ordinary	100 %	Provision of IT services
ICS Endava SRL	Moldova	Ordinary	100 %	Provision of IT services
Endava Romania SRL	Romania	Ordinary	100 %	Provision of IT services
Endava (US) LLC**	US	Ordinary	100 %	Provision of IT services
Endava (Ireland) Limited	Ireland	Ordinary	100 %	Provision of IT services
Endava GmbH	Germany	Ordinary	100 %	Provision of IT services
Endava DOOEL Skopje	Macedonia	Ordinary	100 %	Provision of IT services
Endava Inc.	US	Ordinary	100 %	Provision of IT services
Endava d.o.o. Beograd	Serbia	Ordinary	100 %	Provision of IT Services
Endava Technology SRL	Romania	Ordinary	100 %	Provision of IT Services
Endava Holding B.V.	The Netherlands	Ordinary	100 %	Holding Company
Endava B.V.	The Netherlands	Ordinary	100 %	Provision of IT services
Endava EOOD	Bulgaria	Ordinary	100 %	Provision of IT services
ISDC Romania SRL	Romania	Ordinary	100 %	Provision of IT services
Endava S.A.S.	Colombia	Ordinary	100 %	Provision of IT Services

\* Held by Endava (UK) Limited

\*\* Held by Endava (Managed Services) Limited

### Dormant Entities

Endava (Romania) Limited	UK	Ordinary	100 %
Green Mango Software Services Ltd	UK	Ordinary	100 %
Testing 4 Finance Ltd	UK	Ordinary	100 %
Alpheus Limited	UK	Ordinary	100 %

## 20. Cash and Cash Equivalents

Cash and cash equivalents consist of the following:

	2016 £'000	2017 £'000
GBP	£ 620	£ 4,298
EUR	10,526	11,421
RON	22	3,408
MDL	61	30
USD	1,421	4,218
MKD	15	7
RSD	24	112
BGN	—	1
COP	258	76
<b>Total</b>	<b>£ 12,947</b>	<b>£ 23,571</b>

## 21. Trade and Other Receivables

Trade and Other Receivables	2016 £'000	2017 £'000
Trade receivables	£ 22,376	£ 30,236
Prepayments	2,290	2,095
Accrued income	3,775	5,367
R&D tax credit	1,611	2,933
Other debtors	1,002	863
<b>Total trade and other receivables</b>	<b>£ 31,054</b>	<b>£ 41,494</b>

Trade receivables are non-interest-bearing and are generally on 30 to 90 day terms depending on the geographical territory in which sales are generated. The carrying value of trade and other receivables also represents their fair value.

Trade and Other Receivables	2016 £'000	2017 £'000
Trade receivables - gross	£ 22,983	£ 30,401
Provision for impairment	(607)	(165)
<b>Trade receivables - net</b>	<b>£ 22,376</b>	<b>£ 30,236</b>

## 22. Trade and Other Payables

	2016 £'000	2017 £'000
Trade payables	£ 1,524	£ 3,722
Other taxation and social security	3,161	4,336
Other liabilities	2,684	3,869
Accruals	7,619	10,655
Deferred income	3,598	1,604
<b>Total trade and other payables</b>	<b>£ 18,586</b>	<b>£ 24,186</b>

## 23. Provisions

Movement in provisions	2016 £'000	Arising During the Year £'000	Utilised £'000	Released During the Year £'000	2017 £'000
Redundancy	534	—	(500)	—	34
Other	783	14	(532)	(93)	172
<b>Total provisions</b>	<b>1,317</b>	<b>14</b>	<b>(1,032)</b>	<b>(93)</b>	<b>206</b>
<b>Current</b>	<b>1,297</b>				<b>172</b>
<b>Non-Current</b>	<b>20</b>				<b>34</b>

### Redundancy Provision

The Group provided against the termination benefits associated with a voluntary redundancy scheme, communicated and accepted by the employees.

### Other Provisions

Other provisions are recognised in relation with employment costs, taxation and retirement.

## 24. Financial Assets and Liabilities

### Categories of financial assets and financial liabilities

The accounting policies provide a description of each category of financial assets and financial liabilities.

The fair values of financial assets and liabilities are included at the price that would be received to sell an asset, or paid to transfer a liability, in an orderly transaction between market participants at the end of the reporting period. The following methods and assumptions were used to estimate the fair values:

Cash and cash equivalents	-	Approximates to the carrying amount
Finance leases	-	Approximates to the carrying amount
Bank loans	-	Approximates to the carrying amount
Receivables and payables	-	Approximates to the carrying amount

Where financial assets and financial liabilities are measured at fair value, their measurement is classified into the following hierarchy:

- Level 1 – quoted prices (unadjusted) in active markets for identical assets or liabilities
- Level 2 – inputs other than quoted prices included within Level 1 that are observable for the asset or liability, either directly (i.e. as prices) or indirectly (i.e. derived from prices)
- Level 3 – inputs for the asset or liability that are not based on observable market data (unobservable inputs).

The carrying amounts of financial assets and financial liabilities in each category are as follows:

Financial Assets	2016 £'000	2017 £'000
Trade and other receivables	£ 31,054	£ 41,494
Cash and cash equivalents	12,947	23,571
<b>Total financial assets</b>	<b>£ 44,001</b>	<b>£ 65,065</b>

	2016 £'000	2017 £'000
<b>Financial liabilities</b>		
Non-current borrowings	£ 38	£ 63
Current borrowings	15,405	29,402
Trade and other payables	18,586	24,186
Contingent consideration	3,788	—
Deferred consideration	751	—
Other liabilities	219	219
<b>Total financial liabilities</b>	<b>£ 38,787</b>	<b>£ 53,870</b>

## 25. Loans and Borrowings

Terms and conditions of outstanding loans as of 30 June 2016 and 2017 are as follows:

Type	Bank/ Financial Institution	Currency	Nominal Interest p.a.	Year of Maturity	Carrying Amount 2016 £'000	Carrying Amount 2017 £'000	Security
Revolving credit facility	HSBC	Multicurrency	LIBOR/ EURIBOR + variable margin (0.9% or 1.15% or 1.65%)	2018	£ 15,011	£ 29,288	Debenture in favour of the bank comprising fixed and floating charge over the undertaking and all property and assets present and future, including goodwill, book debts, uncalled capital, buildings, fixtures, fixed plant and machinery.
Technology loan	Lombard	GBP	8%	2017	325	26	Unsecured loan.
Finance lease liabilities	Lombard	GBP	3.5% - 10%	2015-2020	107	151	Unsecured lease.
<b>Total loans and Borrowings</b>					<b>£ 15,443</b>	<b>£ 29,465</b>	

Short term / Long term loans balances as of 30 June 2016 and 2017 are as follows:

	Carrying amounts 2017 £'000			Carrying amounts 2016 £'000		
	Current	Non-Current	Total	Current	Non-Current	Total
Revolving credit facility	£ 29,288	£ —	£ 29,288	£ 15,011	£ —	£ 15,011
Technology loan	26	—	26	299	26	325
Finance lease liabilities	88	63	151	95	12	107
<b>Total</b>	<b>£ 29,402</b>	<b>£ 63</b>	<b>£ 29,465</b>	<b>£ 15,405</b>	<b>£ 38</b>	<b>£ 15,443</b>

The Group has a secured bank revolving credit facility with a carrying amount of £29,288,000 at 30 June 2017 (2016: £15,011,000).

The facility contains two financial covenants determined on a quarterly basis, based on trailing twelve months results: interest cover and leverage. At 30 June 2017, the Group complied with these financial covenants.

## Guarantees

### Company

Parent Company Guarantee with Trinity Mirror Shared Services Limited guaranteeing the performance of Endava (UK) Limited;

Parent Company Guarantee with United Business Centre Cluj One SRL guaranteeing the payment obligations and other liabilities of Endava Romania SRL under the lease for the Cluj office;

Parent Company Guarantee with S.C Palas 4 S.R.L and Palas 2 guaranteeing the payment obligations and other liabilities of Endava Romania SRL under the lease for the Iasi office;

Parent Company Guarantee under the Umbrella Agreement dated 22 November 2016 guaranteeing the payment obligations of Endava Technology SRL;

Corporate Guarantee with the government of the Republic of Macedonia guaranteeing the fulfilment of the obligations of Endava DOOEL Skopje under the contract for granting state aid;

Composite Company Unlimited Multilateral Guarantee in favour of HSBC, in place to support the revolving credit facility (“RCF”);

Company guarantee and indemnity to Endava (Managed Services) Limited in favour of Lombard Technology Services Limited;

Letter of Comfort – Corporate Guarantee for AFI 3 – Lease agreement no. 3 guaranteeing the payment obligations and other liabilities of Endava Romania SRL under the lease for the AFI 3 office;

Letter of Comfort – Corporate Guarantee for AFI 3 – Lease agreement no. 4 guaranteeing the payment obligations and other liabilities of Endava Romania SRL under the lease for the AFI 3 office; and

Letter of Comfort – Corporate Guarantee for AFI 4&5 – Lease agreement no. 48 guaranteeing the payment obligations and other liabilities of Endava Romania SRL under the lease for the AFI 4&5 office.

## **Subsidiaries**

### ***Endava Romania SRL***

Class guarantee facility of € 6,635,000 in favour of Romanian Ministry of Finance;

Bank guarantee of €109,214 for United Business Centre Cluj (Cluj office);

Bank guarantee of €570,391 for AFI Bucharest office;

Bank guarantee of €100,000 for SC Palas SRL Iasi office;

Bank guarantee of €19,872 for Felinvest (CBC Cluj office);

Composite Company Unlimited Multilateral Guarantee in place to support the RCF facility.

### ***Endava DOOEL Skopje***

Bank guarantee of €167,511 (Skopje office).

### ***Endava d.o.o. Beograd***

Bank guarantee of €331,088 in favour of Demo Invest doo Beograd (Belgrade office);

Composite Company Unlimited Multilateral Guarantee in place to support the RCF facility.

### ***Endava (UK) Limited***

Debenture including Fixed Charge over all present freehold and leasehold property; First Fixed Charge over book and other debts, chattels, goodwill and uncalled capital, both present and future; and First Floating Charge over all assets and undertakings both present and future dated 24 July 2014 in favour of HSBC;

Composite Company Unlimited Multilateral Guarantee in place to support the RCF facility.

**Endava (Managed Services) Limited**

Composite Company Unlimited Multilateral Guarantee in place to support the RCF facility.

**Endava Inc.**

Composite Company Unlimited Multilateral Guarantee in place to support the RCF facility.

**Endava Holding B.V.**

Composite Company Unlimited Multilateral Guarantee in place to support the RCF facility.

**26. Commitments Under Finance****Leases**

Future minimum finance lease payments at 30 June 2017 were as follows:

	2016 £'000	2017 £'000
Amounts payable within 1 year	£ 95	£ 88
Amounts payable 1 to 5 years	12	63
<b>Total</b>	<b>£ 107</b>	<b>£ 151</b>

**27. Commitments Under Operating****Leases**

At 30 June 2017, the Group had annual commitments under non-cancellable operating leases as follows:

	2016 £'000	2017 £'000
Amounts payable within 1 year	£ 5,513	£ 7,638
Amounts payable 2 to 5 years	15,741	23,074
Amounts payable in more than 5 years	4,464	6,576
<b>Total</b>	<b>£ 25,718</b>	<b>£ 37,288</b>

**28. Share****Capital**

Authorized share capital:	2016 £'000	2017 £'000
12,000,000 ordinary shares of £0.10 each	1,200	1,200

Allotted, called up and fully paid:	2016 No.	£'000	2017 No.	£'000
Ordinary shares of £0.10 each	9,960,829	996	9,960,829	996

No new shares were issued in the year ended 30 June 2017 (2016 – 64,620 new shares were issued in connection with the Nickelfish asset purchase, as detailed below):

**Consideration (Closing shares):**

Number of Shares	Share Price £	Nominal Value £	Share Premium £'000
40,000	8.21	0.1	325

### Vesting shares:

Upon the closing of the acquisition of Nickelfish, the Company issued 19,834 and 4,786 vesting shares, respectively, to former employees of Nickelfish. The vesting conditions attached to the vesting shares that require future service indicate that these are employee compensations, rather than consideration.

Number of Shares	Share Price £	Nominal Value £	Share Based Compensation Reserve £'000
19,834	8.21	0.1	77
4,786	8.21	0.1	39

### 29. Distributions Made

During the year ended 30 June 2017, the Company did not declare and pay any cash dividends (2016: £2 per share, aggregate of £18,180,000).

### 30. Share Options

A Company Share Option Plan ("CSOP") was adopted on 7 May 2014 and share options over ordinary shares have been issued under the CSOP plan to certain employees of the Group. Options can be exercised on the fifth anniversary of the date of grant, upon an acquisition of the Company, and upon certain conditions of ceasing employment. In addition, our Board has discretion to permit the exercise of options upon the admission of shares to a recognised stock exchange or at an earlier time and under such conditions as determined by the Board. The options expire on the tenth anniversary of the date of grant.

No share options were granted under the CSOP in the year ended 30 June 2017. During the year ended 30 June 2017, 10,287 options lapsed, as the holders left employment with the Group. At 30 June 2017, 25,109 options remained outstanding (30 June 2016: 35,396).

Certain of the Group's employees have entered into a Joint Share Ownership Plan ("JSOP") with the Endava Limited Guernsey Employee Benefit Trust ("the EBT"), where the participants have a right to receive any increase in the value of shares above a threshold amount (i) upon a sale of the Company, (ii) following a listing on a recognized stock exchange, when the participant gives a specific notice to the EBT trustee and the Company in respect of the JSOP Shares; (iii) upon the expiry of 25 years from the date of the applicable trust deed; or (iv) upon the participant leaving employment with the Group when the market value of the JSOP Shares is less than the threshold amount. The events referenced in clauses (i)-(iv) above are collectively referred as "Trigger Events."

On the date of a Trigger Event, the EBT trustee has an option to acquire the beneficial interest belonging to the participant. If the EBT trustee exercises this option, the EBT trustee will then either transfer shares of a value equal to, or pay cash to the participant in an amount equal to, the value of the option, calculated according to the terms of the JSOP. The Group does not have a present obligation to settle in cash and has no history of cash settling options. Therefore, the settlement of the transactions will be accounted for in accordance with the requirements applying to equity-settled share-based compensation transactions, as set forth in IFRS 2. On and from the date of any Trigger Event, and if and for so long as the EBT trustee has not exercised the option referred to above, the EBT trustee will use reasonable endeavors to sell the JSOP Shares and distribute the net proceeds of sale between the EBT trustee and the participant in the proportions calculated according to the terms of the JSOP.

At 30 June 2017, the EBT held 940,796 shares (2016: 870,696), of which 688,093 (2016: 688,093) are allocated to employee JSOPs. If the applicable employee leaves employment with the Group prior to the occurrence of a Trigger Event, the value of the shares is capped at such shares' fair market value on the employee's last day of employment and no payment is made until a Trigger Event occurs. The JSOPs expire 25 years following the applicable date of issue."

A Company Long Term Incentive Plan ("LTIP") was adopted on 30 June 2015 under which options or conditional shares are intended to be awarded to certain employees of the Group. Under the LTIP, options or conditional shares can generally be banked over a five-year period subject to the achievement of annual Group performance targets. Once



banked, the options become eligible to vest, with vesting occurring over a three-year period following a triggering event, which includes listing on a recognised stock exchange, a sale of the outstanding share capital of the Company or a sale of the assets of the business. The options and conditional shares expire on the earliest of the tenth anniversary of award or five years from the date of vesting.

Share options granted under the LTIP during the year ended 30 June 2017, are as follows:

- On 14 July 2016, 75,800 share options were granted.
- On 7 September 2016, 12,200 share options were granted.
- On 11 October 2016, 2,400 share options were granted.

During the reporting period 33,450 options lapsed, as the holders left the Company.

At 30 June 2017, 196,700 options remained outstanding (30 June 2016: 139,750).

The EBT purchased an aggregate of 40,000 shares from a member of the Board during the year ended 30 June 2017 in two separate transactions at prices considered to be fair value at the respective transaction dates.

During the year ended 30 June 2017, a charge of £768,000 (2016: £652,000) has been recognised in respect of the share option schemes (including, LTIP, JSOP and CSOP schemes). The Group also recognised £86,000 (2016: £116,000) in share-based compensation expense in the year ended 30 June 2017 in respect of the shares issued in connection with the Nickelfish acquisition.

### 31. Cash Flow Adjustments and Changes in Working Capital

#### Group

Adjustments	2016 £'000	2017 £'000
Depreciation, amortisation and impairment of non-financial assets	£ 2,882	£ 4,346
Foreign exchange (gain)/loss	(140)	1,015
Interest income	(21)	(18)
Fair value (gain)/loss on financial assets recognised in profit and loss	(1,043)	—
Interest expense	170	408
Loss on disposal of non-current assets	(15)	107
Share based payment expense	768	854
Share buy-back settlement against share option receivable	(63)	—
Income on contingent consideration	—	(180)
Deferred tax to equity related to share options	63	—
Research and Development tax credit	(1,117)	(1,322)
Grant income	(1,048)	(1,691)
<b>Total adjustments</b>	<b>£ 436</b>	<b>£ 3,519</b>
	2016 £'000	2017 £'000
<b>Net changes in working capital</b>		
(Increase) / decrease in trade and other receivables	£ (6,765)	£ (7,598)
Increase / (decrease) in trade and other payables	(888)	2,590
<b>Total changes in working capital</b>	<b>£ (7,653)</b>	<b>£ (5,008)</b>

### 32. Capital Commitments

Amounts contracted but not provided in the financial statements amounted to £nil in the year ended 30 June 2017 (2016 – £nil).

### 33. Contingent Liabilities

The Group had no contingent liabilities at 30 June 2017 or 30 June 2016.

### 34. Financial Instrument Risk

The Group is exposed to various risks in relation to financial instruments. The Group's financial assets and liabilities by category are summarised in note 24. The main types of risks are foreign exchange risk, interest rate risk, credit risk and liquidity risk.

The Group's risk management is coordinated at its headquarters, in close cooperation with the Board, and focuses on actively securing the Group's short to medium-term cash flows by minimising the exposure to financial markets.

The Group does not actively engage in the trading of financial assets for speculative purposes nor does it write options.

#### Foreign Currency Sensitivity

The Group is exposed to translation and transaction foreign currency exchange risk. Several other currencies in addition to the reporting currency of Sterling are used, including RON, EUR and USD.

The Group experiences currency exchange differences arising upon retranslation of monetary items (primarily short-term inter-company balances and borrowings), which are recognised as an expense in the period the difference occurs. The Group endeavours to match the cash inflows and outflows in the various currencies; the Group typically invoices its clients in their local currency, and pays its local expenses in local currency as a means to mitigate this risk.

Foreign currency denominated financial assets and liabilities which expose the Group to currency risk are disclosed below. The amounts shown are those reported to key management translated into GBP at the closing rate:

June 30, 2017	Long Term GBP £'000	Long Term EUR £'000	Short Term GBP £'000	Short Term EUR £'000	Short Term USD £'000	Short Term RON £'000	Short Term MDL £'000	Short Term RSD £'000	Short Term MKD £'000	Short Term COP £'000	TOTAL £'000
Financial assets	—	—	43,391	6,537	3,636	7,194	82	3,766	71	388	65,065
Financial liabilities	(219)	(63)	(39,355)	(2,267)	(952)	(8,175)	(390)	(1,606)	(248)	(595)	(53,870)
<b>Total</b>	<b>(219)</b>	<b>(63)</b>	<b>4,036</b>	<b>4,270</b>	<b>2,684</b>	<b>(981)</b>	<b>(308)</b>	<b>2,160</b>	<b>(177)</b>	<b>(207)</b>	<b>11,195</b>

The Group is also exposed to exchange differences arising from the translation of its subsidiaries' financial statements into the Group's reporting currency of Sterling with the corresponding exchange differences taken directly to equity.

The following tables illustrate the sensitivity of profit and equity in regards to the Group's financial assets and financial liabilities and the RON/Sterling exchange rate. The RON exposure impacts the majority of the Group's cost base. Therefore as the Sterling strengthens, subject to any prevailing hedge arrangements, the Group benefits from a cost improvement and vice versa.

During the year ended 30 June 2017, the Sterling/RON volatility ranged from the RON strengthening against Sterling by 4% to weakening by 5%.

	<b>GBP/RON: +4% Profit impact £'000</b>
<b>June 30, 2017</b>	<b>(330)</b>
	<b>GBP/RON: -5% Profit impact £'000</b>
<b>June 30, 2017</b>	<b>483</b>
	<b>GBP/RON: +4% Total equity £'000</b>
<b>June 30, 2017</b>	<b>(672)</b>

During the year ended 30 June 2016, the Sterling/RON volatility ranged from the RON strengthening against Sterling by 6% to weakening by 9%.

	<b>GBP/RON: +6% Profit impact £'000</b>
<b>June 30, 2016</b>	<b>(339)</b>
	<b>GBP/RON: -9% Profit impact £'000</b>
<b>June 30, 2016</b>	<b>526</b>
	<b>GBP/RON: +6% total equity £'000</b>
<b>June 30, 2016</b>	<b>(340)</b>

#### Interest Rate Sensitivity

At 30 June 2017, the Group is exposed to changes in market interest rates through bank borrowings on its Revolving Credit Facility at variable interest rates.

#### Credit Risk Analysis

Credit risk is the risk that a counterparty fails to discharge an obligation to the Group. The Group is exposed to this risk for various financial instruments, including trade receivables. The Group's maximum exposure to credit risk is limited to the carrying amount of financial assets recognised at 30 June, as summarised below:

<b>Classes of financial assets – carrying amounts</b>	<b>2016 £'000</b>	<b>2017 £'000</b>
Cash and cash equivalents	£ 12,947	£ 23,571
Trade and other receivables	31,054	41,494
<b>Total</b>	<b>£ 44,001</b>	<b>£ 65,065</b>

The Group monitors defaults of clients and other counterparties, identified either individually, or by group, and incorporates this information into its credit risk controls. Where available at reasonable cost, external credit ratings and/or reports on clients and other counterparties are obtained and used.

Management considers that all financial assets that are not impaired or past due at the end of the applicable reporting period are of good credit quality. Some of the unimpaired trade receivables are generally past due as of the end of the applicable reporting period. Information on financial assets past due but not impaired are as follows:

	2016 £'000	2017 £'000
Not more than 3 months	£ 5,954	£ 2,735
More than 3 months but not more than 6 months	346	61
More than 6 months but not more than 1 year	—	—
More than 1 year	—	—
<b>Total</b>	<b>£ 6,300</b>	<b>£ 2,796</b>

In respect of trade and other receivables, the Group is not exposed to any significant credit risk exposure to any single counterparty or any group of counterparties having similar characteristics.

The Group's trade receivables are from a large number of clients in various industries and geographical areas. Based on historical information about client default rates, management consider the credit quality of trade receivables that are not past due or impaired to be good.

The credit risk for cash and cash equivalents is considered negligible, since the counterparties are reputable banks with high quality external credit ratings.

### Liquidity Risk Analysis

The Group manages its liquidity needs by monitoring scheduled debt servicing payments for long-term financial liabilities as well as forecast cash inflows and outflows due in day-to-day business. The data used for analysing these cash flows is consistent with that used in the contractual maturity analysis below. Liquidity needs are monitored in various time bands, on a day-to-day and week-to-week basis, as well as on a longer-term basis. Net cash requirements are compared to available borrowing facilities in order to determine headroom or any shortfalls. This analysis shows that available borrowing facilities are expected to be sufficient over the lookout period.

The Group's objective is to maintain cash and marketable securities to meet its liquidity requirements for 30-day periods at a minimum. This objective was met for all of the reporting periods presented.

The Group considers expected cash flows from financial assets in assessing and managing liquidity risk, in particular its cash resources and trade receivables. The Group's existing cash resources and trade receivables exceed the current cash outflow requirements. Cash flows from trade and other receivables are all contractually due within six months.

As at 30 June 2017, the Group's non-derivative financial liabilities had contractual maturities (including interest payments where applicable) as summarised below:

	Current 0 - 6 months £'000	Current 6 - 12 months £'000	Non-Current 1 - 5 years £'000	Non-Current +5 years £'000
Sterling bank loans	£ 29,314	£ —	£ —	£ —
Finance lease obligations	63	25	63	—
Trade and other payables	24,186	—	—	—
Other liabilities	—	—	219	—
<b>Total</b>	<b>£ 53,563</b>	<b>£ 25</b>	<b>£ 282</b>	<b>£ —</b>

There were no forward foreign currency options in place at 30 June 2017.

As at 30 June 2016, the Group's non-derivative financial liabilities had contractual maturities (including interest payments where applicable) as summarised below:

	Current 0 - 6 months £'000	Current 6 - 12 months £'000	Non-Current 1 - 5 years £'000	Non-Current +5 years £'000
Sterling bank loans	£ 15,011	£ 325	£ —	£ —
Finance lease obligations	47	48	12	—
Trade and other payables	18,586	—	—	—
Deferred consideration	—	751	—	—
Contingent consideration	—	3,788	—	—
Other liabilities	—	—	219	—
<b>Total</b>	<b>£ 33,644</b>	<b>£ 4,912</b>	<b>£ 231</b>	<b>£ —</b>

### 35. Capital Management Policies and Procedures

The Group's capital management objectives are:

- to ensure the Group's ability to continue as a going concern; and
- to provide an adequate return to shareholders by pricing products and services commensurately with the level of risk.

The Group monitors capital on the basis of the carrying amount of equity plus loan, less cash and cash equivalents as presented on the face of the consolidated statement of financial position. The Group manages its capital structure and makes adjustments in the light of changes in economic conditions and the risk characteristics of the underlying assets.

### 36. Subsequent Events

On 19 December 2017, the Group repaid all remaining debt outstanding from the existing RCF facility and entered into a new three year secured Multicurrency Revolving Facility Agreement with HSBC Bank PLC. The Facility Agreement provides for a £50 million primary revolving credit facility, \$12.1 million line of credit capacity and €9.5 million of guarantee capacity.

On 29 December 2017, the Group acquired Velocity Partners for total consideration of £46.0 million, which consisted of (1) cash consideration in the amount of £33.1 million, of which £4.4 million was held back to secure indemnification obligations, (2) contingent consideration of £11.7 million, which may be paid in the form of equity, cash or a combination of equity and cash, depending on a number of conditions and (3) £1.2 million representing amounts due to the former equity holders of Velocity Partners if the Group receives certain future tax refunds. The fair value of the aggregate consideration on the acquisition date was estimated at £45.0 million. With respect to the contingent consideration, the Company is obligated to issue a number of its ordinary shares upon expiration of the lock-up period following its initial public offering ("IPO"), with a potential additional cash payment based upon a pre-determined value of the the Company's ordinary shares in comparison to its trading price following the IPO. However, if the Company does not complete an IPO by the first, second or third anniversaries of the completion of the acquisition, as applicable, on each such anniversary of the acquisition in which the IPO has not been completed, the Company is obligated to pay approximately one-third of the total contingent consideration amount in cash (with any remaining amount to be paid in ordinary shares and potential additional cash if an IPO is completed).

In addition, in connection with the acquisition, the Group agreed to pay certain continuing employees of Velocity Partners up to £3.7 million in the form of equity or cash, depending on a number of conditions. On each anniversary of the closing of the acquisition through December 29, 2020, the Company is obligated to issue a fixed number of ordinary shares and/or make cash payments; provided that the first such issuance is due upon the expiration of the lock-

up period with respect to the IPO if such expiration occurs prior to the first anniversary of the closing of the acquisition. Further, in connection with the acquisition, the Company issued to certain continuing employees of Velocity Partners equity awards with respect to 6,000 Class A ordinary shares, pursuant to the Company's LTIP, which awards will vest over time subject to continued service to the Group by the applicable employee.

In December 2017, the United States government enacted changes to tax law, including reducing the federal corporate tax rate from 35% to 21% in addition to other changes. The Group will benefit from the lower rate federal corporate tax rate with respect to its U.S. operations, applying a blended federal rate of 28% to its U.S. taxable profits for the year ending 30 June 2018 and a 21% federal rate thereafter.

CONDENSED CONSOLIDATED STATEMENT OF COMPREHENSIVE INCOME

For the nine months ended 31 March 2017 and 2018

	Note	2017 £'000	2018 £'000
Revenue	5	116,322	156,140
Cost of sales			
Direct cost of sales		(72,692)	(96,104)
Allocated cost of sales		(6,943)	(9,281)
<b>Total cost of sales</b>		<b>(79,635)</b>	<b>(105,385)</b>
<b>Gross profit</b>		<b>36,687</b>	<b>50,755</b>
Selling, general and administrative expenses		(19,993)	(31,755)
<b>Operating profit</b>		<b>16,694</b>	<b>19,000</b>
Net Finance (expense) / income		(515)	(1,030)
<b>Profit before tax</b>		<b>16,179</b>	<b>17,970</b>
Tax on profit on ordinary activities	8	(3,629)	(3,893)
<b>Profit for the period and profit attributable to owners of the parent</b>		<b>12,550</b>	<b>14,077</b>
<b>Earnings per share:</b>	9		
Basic EPS		£ 1.39	£ 1.56
Diluted EPS		£ 1.27	£ 1.42
Weighted average number of shares outstanding - basic		9,060,100	9,020,033
Weighted average number of shares outstanding - diluted		9,874,961	9,911,426
<b>Other comprehensive income</b>			
Items that may be reclassified subsequently to profit or loss:			
Exchange differences on translating foreign operations		1,322	(1,112)
<b>Total comprehensive income for the period attributable to the owners of the parent</b>		<b>13,872</b>	<b>12,965</b>

The notes hereto form an integral part of these condensed consolidated financial statements.

**CONDENSED CONSOLIDATED BALANCE SHEET**

As of 30 June 2017 and 31 March 2018

	June 30, 2017 £'000	March 31, 2018 £'000
<b>Assets - Non current</b>		
Goodwill	16,198	39,267
Intangible assets	16,029	30,051
Property, plant and equipment	7,486	8,350
Deferred tax asset	867	926
Non-current financial assets	14	9
<b>Total</b>	<b>40,594</b>	<b>78,603</b>
<b>Assets - Current</b>		
Inventory	62	57
Trade and other receivables	41,494	50,181
Corporation tax receivable	661	—
Cash and cash equivalents	23,571	9,462
<b>Total</b>	<b>65,788</b>	<b>59,700</b>
<b>Total assets</b>	<b>106,382</b>	<b>138,303</b>
<b>Liabilities - Current</b>		
Borrowings	29,402	23,612
Trade and other payables	24,358	32,843
Corporation tax payable	1,000	644
Contingent consideration	—	4,947
Deferred consideration	—	2,851
<b>Total</b>	<b>54,760</b>	<b>64,897</b>
<b>Liabilities - Non-current</b>		
Borrowings	63	34
Contingent consideration	—	6,751
Deferred consideration	—	1,238
Deferred tax liability	2,586	2,621
Other liabilities	253	267
<b>Total</b>	<b>2,902</b>	<b>10,911</b>
<b>Equity</b>		
Share capital	996	996
Share premium	2,678	2,678
Merger relief reserve	4,430	4,430
Retained earnings	38,072	52,959
Other reserves	4,819	3,707
Investment in own shares	(2,275)	(2,275)
<b>Total</b>	<b>48,720</b>	<b>62,495</b>
<b>Total liabilities and equity</b>	<b>106,382</b>	<b>138,303</b>

The notes hereto form an integral part of these condensed consolidated financial statements.



**CONDENSED CONSOLIDATED STATEMENT OF CHANGES IN EQUITY**

**For the nine months ended 31 March 2017 and 2018**

	Share capital £'000	Share premium £'000	Merger relief reserve £'000	Investment in own shares £'000	Retained earnings £'000	Capital redemption reserve £'000	Foreign exchange translation reserve £'000	Total £'000
<b>Balance at 30 June 2017</b>	<b>996</b>	<b>2,678</b>	<b>4,430</b>	<b>(2,275)</b>	<b>38,072</b>	<b>161</b>	<b>4,658</b>	<b>48,720</b>
Equity-settled share-based payment transactions	—	—	—	—	810	—	—	810
<b>Transaction with owners</b>	<b>—</b>	<b>—</b>	<b>—</b>	<b>—</b>	<b>810</b>	<b>—</b>	<b>—</b>	<b>810</b>
Profit for the period	—	—	—	—	14,077	—	—	14,077
Other comprehensive income	—	—	—	—	—	—	(1,112)	(1,112)
<b>Total comprehensive income for the period</b>	<b>—</b>	<b>—</b>	<b>—</b>	<b>—</b>	<b>14,077</b>	<b>—</b>	<b>(1,112)</b>	<b>12,965</b>
<b>Balance at 31 March 2018</b>	<b>996</b>	<b>2,678</b>	<b>4,430</b>	<b>(2,275)</b>	<b>52,959</b>	<b>161</b>	<b>3,546</b>	<b>62,495</b>
<b>Balance at 30 June 2016</b>	<b>996</b>	<b>2,678</b>	<b>4,430</b>	<b>(1,035)</b>	<b>20,425</b>	<b>161</b>	<b>2,138</b>	<b>29,793</b>
Equity-settled share-based payment transactions	—	—	—	—	654	—	—	654
Shares purchased by the Employee Benefits Trust	—	—	—	(1,064)	—	—	—	(1,064)
<b>Transaction with owners</b>	<b>—</b>	<b>—</b>	<b>—</b>	<b>(1,064)</b>	<b>654</b>	<b>—</b>	<b>—</b>	<b>(410)</b>
Profit for the period	—	—	—	—	12,550	—	—	12,550
Other comprehensive income	—	—	—	—	—	—	1,322	1,322
<b>Total comprehensive income for the period</b>	<b>—</b>	<b>—</b>	<b>—</b>	<b>—</b>	<b>12,550</b>	<b>—</b>	<b>1,322</b>	<b>13,872</b>
<b>Balance at 31 March 2017</b>	<b>996</b>	<b>2,678</b>	<b>4,430</b>	<b>(2,099)</b>	<b>33,629</b>	<b>161</b>	<b>3,460</b>	<b>43,255</b>

The notes hereto form an integral part of these condensed consolidated financial statements.

**CONDENSED CONSOLIDATED STATEMENT OF CASH FLOWS**

**For the nine months ended 31 March 2017 and 2018**

	Note	2017 £'000	2018 £'000
<b>Operating activities</b>			
<b>Profit for the period</b>		£ 12,550	£ 14,077
Income tax charge		3,629	3,893
Adjustments	10	2,348	4,453
Tax paid		(3,821)	(3,688)
UK Research & Development Expenditure Credit received		—	1,854
Net changes in working capital	10	(10,918)	(215)
<b>Net cash from operating activities</b>		<b>3,788</b>	<b>20,374</b>
<b>Investing activities</b>			
Purchase of non-current assets (tangibles and intangibles)		(3,418)	(3,678)
Acquisition of business / subsidiaries (net of cash acquired)		(12,229)	(25,423)
Interest received		14	30
<b>Net cash used in investing activities</b>		<b>(15,633)</b>	<b>(29,071)</b>
<b>Financing activities</b>			
Proceeds from borrowings		16,997	22,979
Repayment of borrowings		(3,358)	(28,094)
Interest paid		(298)	(413)
Grant received		—	147
Purchase of own shares		(1,064)	—
<b>Net cash used in financing activities</b>		<b>12,277</b>	<b>(5,381)</b>
<b>Net change in cash and cash equivalents</b>		<b>432</b>	<b>(14,078)</b>
<b>Cash and cash equivalents at the beginning of the period</b>		<b>12,947</b>	<b>23,571</b>
<b>Net Foreign Exchange Differences</b>		<b>644</b>	<b>(31)</b>
<b>Cash and cash equivalents at the end of the period</b>		<b>£ 14,023</b>	<b>£ 9,462</b>

The notes hereto form an integral part of these condensed consolidated financial statements.

## NOTES TO CONDENSED CONSOLIDATED FINANCIAL STATEMENTS

### 1. General Information

#### Reporting Entity

Endava Limited (the “Company” and, together with its subsidiaries, the “Group” and each a “Group Entity”) is domiciled in London, United Kingdom. The address of the Company’s registered office is 125 Old Broad Street, London, EC2N 1AR. These financial statements consolidate the figures of each Group Entity as of and for the nine months ended 31 March 2018. The Group is a next-generation technology services provider with expertise spanning the ideation-to-production spectrum across three broad solution areas - Digital Evolution, Agile Transformation and Automation.

### 2. Application Of New and Revised International Financial Reporting Standards (“IFRSs”)

The following standards, interpretations and amendments to existing standards are not yet effective and have not been adopted early by the Group.

#### *IFRS 15 - “Revenue from contracts with customers”*

In May 2014, the International Accounting Standards Board (IASB) issued IFRS 15, Revenue from Contracts with Customers (IFRS 15). IFRS 15 provides new guidance for recognizing revenue from all contracts with customers, except for contracts within the scope of the IFRS standards on leases, insurance and financial instruments. IFRS 15 requires an entity to recognize revenue in an amount that reflects the consideration to which the entity expects to be entitled in exchange for goods or services, when control of those goods or services transfers to the customer. IFRS 15 also requires expanded qualitative and quantitative disclosures regarding the nature, timing and uncertainty of revenue and cash flows arising from contracts with customers. Furthermore, IFRS 15 requires an entity to recognize (1) certain incremental costs to obtain a contract and (2) certain costs to fulfill a contract as an asset, which the entity must subsequently (A) amortize on a systematic basis that is consistent with the transfer of the goods or services to which the asset relates and (B) evaluate for impairment, if one or more factors or circumstances indicates that the carrying value of the asset may not be recoverable. In April 2016, the IASB issued Clarifications to IFRS 15, which further clarifies how the underlying principles of IFRS 15 should be applied and provides additional relief for entities transitioning to the new standard.

The Group will adopt IFRS 15 effective July 1, 2018. The Group currently expects to utilize the modified retrospective method of adoption. Under this transition method, the Group will apply the new standard to contracts that are not substantially completed as of July 1, 2018 and will recognize the cumulative effect of adoption as an adjustment to its opening retained earnings balance reported as of July 1, 2018.

The Group is in the process of finalizing its conclusions regarding the impact of adopting IFRS 15. For purposes of assessing the impact that the adoption of IFRS 15 is likely to have on the Group’s revenue recognition policies, the Group is evaluating significant, representative contracts entered into with customers under the five-step model prescribed by IFRS 15. This includes a review of the contract acquisition costs, including the Group’s sales commission schemes, to determine whether the Group incurs incremental costs to obtain contracts that must be recognized as an asset and subsequently amortized pursuant to IFRS 15. The Group’s IFRS 15 implementation program also includes assessments of the impact of the new standard on internal controls, information systems and business processes.

The Group has identified contract types, performance obligations and specific contract terms that have been separately evaluated for purposes of revenue recognition under IFRS 15. The substantial majority of the Group’s services are charged to clients on a time and materials basis. Because these contracts generate revenue that is both variable and contingent based upon the hours worked by the Group’s employees, the Group’s current revenue policy of recognising revenue as the contract progresses will continue to be appropriate under IFRS 15. The assessment of the impact of the adoption of IFRS 15 on the Group’s financial statements, excluding with respect time and materials contracts, is in progress and is expected to be completed prior to the IFRS 15 effective date. The Group expects to utilize all relevant practical expedients available under IFRS 15 for purposes of revenue recognition, including the practical expedient that permits an entity to expense contract acquisition costs as incurred, when the amortization

period for these costs is otherwise expected to be one year or less. Based upon the Group's current assessment of the Group's sales commission schemes and the related contract acquisition costs, a substantial majority of sales commissions incurred by the Group are not expected to be capitalized because the underlying contracts are less than 12 months in duration and commissions are paid at a commensurable rate on the renewal of those contracts. Accordingly, a substantial majority of sales commissions are expected to be expensed as incurred, as permitted under the previously referenced practical expedient.

#### ***IFRS 16 - "Leases"***

IFRS 16 - "Leases" is effective for annual periods beginning on or after 1 January 2019. The Group is performing an assessment of the impact of adoption of IFRS 16 on its consolidated financial statements and related disclosures, which assessment was ongoing at the end of the reporting period.

Following adoption of IFRS 16, the Group will recognise a right of use ("ROU") asset and a corresponding financial liability to the lessor based on the present value of future lease payments. In the consolidated statement of comprehensive income, the property lease rentals expenditure will be replaced by amortisation of the ROU asset together with a finance expense. In the consolidated statement of cash flows, "Net Cash Flow from Operating Activities" will increase as a result of the amortisation adjustment, with a corresponding decrease in "Net Cash Flow from Financing Activities".

#### ***IFRS 9 - "Financial Instruments"***

This standard replaces the guidance in IAS 39 and applies to periods beginning on or after 1 January 2018. It includes requirements on the classification and measurement of financial assets and liabilities; it also includes an expected credit losses model that replaces the current incurred loss impairment model. The Group is in the process of assessing the impact that the application of IFRS9 will have on the Group's financial statements and anticipates using the simplified model for recording expected credit losses on trade receivables.

The Company's Board of Directors (the "Board") does not anticipate that adoption of the following IFRSs will have a significant effect on the Group's consolidated financial statements and related disclosures.

Effective for annual periods beginning on or after January 2017:  
Amendments to IAS 7 - "Statement of Cash Flows"  
Amendment to IAS 12 - "Income Taxes"

Effective for annual periods beginning on or after January 2018:  
Amendments to IFRS 2 - "Share-based Payment Transactions"

### **3. Significant Accounting Policies**

#### ***1. Statement of compliance***

These condensed consolidated financial statements have been prepared on the basis of accounting policies consistent with those applied in the consolidated financial statements for the period ended 30 June 2017 contained elsewhere in this document.

The comparative figures for the fiscal year ended 30 June 2017 are not the Group's statutory accounts for that fiscal year. Those accounts have been reported on by the Group's auditor and delivered to the registrar of companies. The report of the auditor was (i) unqualified, (ii) did not include a reference to any matters to which the auditor drew attention by way of emphasis without qualifying their report, and (iii) did not contain a statement under section 498 (2) or (3) of the Companies Act 2006.

The principal accounting policies adopted by the Group in the preparation of the condensed consolidated interim financial statements are set out below.

These condensed consolidated financial statements were authorised for issue by the Board of Directors on 18 June 2018.

## **2. Basis of Preparation**

These condensed consolidated financial statements have been prepared in accordance with IAS 34 Interim Financial Reporting, and should be read in conjunction with the Group's last annual consolidated financial statements as at and for the year ended 30 June 2017 contained elsewhere in this document. These condensed consolidated financial statements do not include all of the information required for a complete set of IFRS financial statements. However, selected explanatory notes are included to explain events and transactions that are significant to an understanding of the changes in the Group's financial position and performance since the last annual consolidated financial statements.

## **3. Functional and Presentation Currency**

The condensed consolidated financial statements are presented in British Pound Sterling ("Sterling"), which is the Company's functional currency. All financial information presented in Sterling has been rounded to the nearest thousand, except when otherwise indicated.

## **4. Use of Estimates and Judgments**

The preparation of condensed consolidated interim financial statements in conformity with IFRS requires management to make judgments, estimates and assumptions that affect the application of accounting policies and the reported amounts for assets, liabilities, income and expenses. Actual result may differ from these estimates.

Estimates and underlying assumptions are reviewed on an ongoing basis. Revisions to accounting estimates are recognised in the period in which the estimates are revised and in any future periods affected.

A key area involving estimates and judgment in the nine months ended 31 March 2018 relates to the accounting for business combinations. Judgment and estimation is required in the identification and valuation of separable assets and liabilities on acquisitions, the determination of appropriate useful economic lives for such assets and in the determination of the value and timing of contingent consideration payable.

## **5. Going concern**

The Board has reviewed the Group's business plan and forecasts for a period at least 12 months from the date these financial statements were authorised for issue. This review took into consideration facilities available to the Group, including the extension of the Group's revolving credit facility, but excluded the possible completion of an initial public offering of the Company's ordinary shares. As a result of such review, the Board believes that the Group has adequate resources to continue operations for the foreseeable future, being at least 12 months from the signing of these financial statements, and accordingly continue to adopt the going concern basis in preparing the condensed consolidated financial statements. This conclusion would not change regardless of whether an initial public offering of the Company's ordinary shares is completed.

## **6. Basis of Consolidation**

### *(i) Business combinations*

Business acquisitions are accounted for using the acquisition method. The results of businesses acquired in a business combination are included in the consolidated financial statements from the date of the acquisition. Purchase accounting results in assets and liabilities of an acquired business being recorded at their estimated fair values on the acquisition date. Any excess consideration over the fair value of assets acquired and liabilities assumed is recognized as goodwill.

The Group performs valuations of assets acquired and liabilities assumed on each acquisition accounted for as a business combination and allocates the purchase price to the tangible and intangible assets acquired and liabilities assumed based on management's best estimate of fair value. The Group determines the appropriate useful life of intangible assets with a definite life by performing an analysis of cash flows based on historical experience of the acquired business. Intangible assets are amortized over their estimated useful lives based on the pattern in which the economic benefits associated with the asset are expected to be consumed, which to date has approximated the straight-line method of amortization.

Any contingent consideration payable is measured at fair value at the acquisition date. If the contingent consideration is classified as equity, it is not re-measured and settlement is accounted for within equity. Otherwise, subsequent changes in the fair value of contingent consideration are recognised in profit and loss.

Transaction costs associated with business combinations are expensed as incurred and are included in selling, general and administrative expenses.

*(ii) Subsidiaries*

Subsidiaries are entities controlled by the Company. The financial statements of subsidiaries are included in the consolidated financial statements from the date that control commences until the date that control ceases.

*(iii) Transactions eliminated on consolidation*

All transactions and balances between Group Entities are eliminated on consolidation, including unrealized gains and losses on transactions between Group Entities. Where unrealized losses on intra-Group asset sales are reversed on consolidation, the underlying asset is also tested for impairment from a Group perspective.

## **7. Revenue**

The Group generates revenue primarily from the provision of its services and recognize revenue in accordance with IAS 18 - "Revenue." Revenue is measured at fair value of the consideration received, excluding discounts, rebates, taxes and duties. The Group's services are generally performed under time-and-material based contracts (where materials consist of travel and out-of-pocket expenses), fixed-price contracts and managed service contracts.

Under time-and-materials based contracts, the Group charges for services based on daily or hourly rates and bills and collects monthly in arrears. Revenue from time-and-materials contracts is recognised as services are performed, with the corresponding cost of providing those services reflected as cost of sales when incurred.

Under fixed-price contracts, the Group bills and collects monthly throughout the period of performance. Revenue is recognised based on the percentage of completion method, with the percentage of completion typically assessed using cost measures. Under this method, revenue is recognised in the accounting periods in which the associated services are rendered. In instances where final acceptance of a deliverable is specified by the client and there is risk or uncertainty of acceptance, revenue is deferred until all acceptance criteria have been met. The cumulative impact of any revision in estimates is reflected in the financial reporting period in which the change in estimate becomes known.

Under managed service contracts, the Group typically bills and collects upon executing the applicable contract and typically recognises revenue over the service period on a straight-line basis. Certain of the Group's managed service contracts contain service-level commitments regarding availability, responsiveness, security, incident response and/or fulfillment of service and change requests. To the extent the Group has material uncertainty regarding its ability to comply with a service-level commitment, recognition of revenue related to the applicable contract would be deferred until the uncertainty is resolved and revenue recognized would be restricted to the extent of any provision made for potential damages or service-level credits. Further, to the extent the Group believes that it is probable that an outflow of resources may be required to address non-compliance with a service-level commitment, a provision would be made to cover the expected cost. In each of the nine months ended 31 March 2017 and 2018, there was no material delay in the recognition of revenue under any managed service contract nor any provision made for non-compliance with service-level commitments.

With respect to all types of contracts, revenue is only recognized when (i) the amount of revenue can be recognized reliably, (ii) it is probable that there will be a flow of economic benefits and (iii) any costs incurred are expected to be recoverable. Anticipated profit margins on contracts is reviewed monthly by the Group and, should it be deemed probable that a contract will be unprofitable, any foreseeable loss would be immediately recognized in full and provision would be made to cover the lower of the cost of fulfilling the contract and the cost of exiting the contract.

#### 4. Operating Segment Analysis

Operating segments are components of an enterprise about which separate financial information is available that is evaluated regularly by the chief operating decision-maker (“CODM”) in deciding on how to allocate resources and in assessing performance. The Company’s CODM is considered to be the Company’s chief executive officer (“CEO”). The CEO reviews financial information presented on a Group level basis for purposes of making operating decisions and assessing financial performance. Therefore, the Group has determined that it operates in a single operating and reportable segment.

#### 5. Revenue

Revenue recognised in the Condensed Consolidated Statement of Comprehensive Income is analysed into the following geography split, based on where the service is being delivered to:

	Nine Months Ended March 31	
	2017 £'000	2018 £'000
UK	£ 57,901	£ 72,040
North America	19,738	29,512
Europe	38,683	54,588
<b>Total</b>	<b>£ 116,322</b>	<b>£ 156,140</b>

#### 6. Operating Profit

	Nine Months Ended March 31	
	2017 £'000	2018 £'000
<b>Operating profit is stated after charging:</b>		
IPO preparation costs	—	2,472

IPO preparation costs include professional fees incurred in the Group’s preparation for an initial public offering of the Company’s ordinary shares.

#### 7. Particulars of Employees

	Nine Months Ended March 31	
	2017	2018
<b>The average number of staff employed by the group during the financial year amounted to:</b>		
Number of operational staff	3,115	3,829
Number of administrative staff	274	352
Number of management staff	7	7
<b>Total</b>	<b>3,396</b>	<b>4,188</b>

Included in the above numbers for the nine months ended 31 March 2018 are 536 employees (480 operational staff and 56 administrative staff) added to the Group as a result of the acquisition of Velocity Partners, LLC in December 2017.

## 8. Tax on Profit on Ordinary Activities

	Nine Months Ended March 31	
	2017 £'000	2018 £'000
Current tax	3,629	3,893

Tax for the nine months ended 31 March 2018 is charged at 21.7% (nine months ended 31 March 2017: 22.4%), representing the Group's best estimate of the average annual effective tax rate expected for the full year, applied to the pre-tax income of the nine month period.

## 9. Earnings Per Share

### Basic earnings per share

Basic EPS is calculated by dividing the profit for the period attributable to equity holders of the Company by the weighted average number of ordinary shares outstanding during the period.

	Nine Months Ended March 31	
	2017 £'000	2018 £'000
Profit for the period attributable to equity holders of the Company	12,550	14,077

	Nine Months Ended March 31	
	2017	2018
Weighted average number of shares outstanding	9,060,100	9,020,033
<b>Earnings per share - basic (£)</b>	<b>1.39</b>	<b>1.56</b>

### Diluted earnings per share

Diluted EPS is calculated by dividing the profit for the period attributable to equity holders of the Company by the weighted average number of ordinary shares outstanding during the period plus the weighted average number of shares that would be issued if all dilutive potential ordinary shares were converted into ordinary shares. In accordance with IAS 33, the dilutive earnings per share are without reference to adjustments in respect of outstanding shares when the impact would be anti-dilutive.

	Nine Months Ended March 31	
	2017 £'000	2018 £'000
Profit for the period attributable to equity holders of the Company	12,550	14,077

	Nine Months Ended March 31	
	2017	2018
Weighted average number of shares outstanding	9,060,100	9,020,033
Diluted by: options in issue and contingently issuable shares	814,861	891,393
<b>Weighted average number of shares outstanding (diluted)</b>	<b>9,874,961</b>	<b>9,911,426</b>
<b>Earnings per share - diluted (£)</b>	<b>1.27</b>	<b>1.42</b>



## 10. Cash Flow Adjustments and Changes in Working Capital

Adjustments	Nine Months Ended March 31	
	2017 £'000	2018 £'000
Depreciation and amortisation	£ 3,045	£ 4,452
Interest income	(14)	(30)
Interest expense	315	413
Foreign exchange loss	499	495
Grant income	(941)	(1,249)
Research and development tax credit	(1,052)	(756)
Share based payment expense	676	1,026
Fair value loss on financial liabilities recognised in profit and loss	—	104
Income on contingent consideration	(180)	—
Loss/(gain) from disposal of non-current assets	—	(2)
<b>Total adjustments</b>	<b>£ 2,348</b>	<b>£ 4,453</b>

Net changes in working capital	Nine Months Ended March 31	
	2017 £'000	2018 £'000
(Increase) / decrease in trade and other receivables	(10,347)	(6,332)
Increase / (decrease) in trade and other payables	(571)	6,117
<b>Total changes in working capital</b>	<b>(10,918)</b>	<b>(215)</b>

## 11. Acquisition of Subsidiaries

On 29 December 2017 (the “Acquisition Date”), the Group entered into an Equity Purchase Agreement (“the Purchase Agreement”) pursuant to which the Group acquired all of the issued and outstanding equity of Velocity Partners, LLC (“Velocity Partners”). Velocity Partners is based in Seattle, Washington and provides software development services to clients based in North America. For the three months ended 31 March 2018, Velocity Partners contributed revenue of £7,437,000 and profit of £1,037,000 to the Group’s results.

The acquisition accounting for the Velocity Partners acquisition was considered provisional at the period end, as the final consideration, including a potential adjustment for the working capital acquired, has not yet been finalised. If new information obtained within one year of the Acquisition Date regarding facts and circumstances that existed at the Acquisition Date requires adjustments to the amounts below, or any additional provisions that existed at the Acquisition Date are identified, then the accounting for the acquisition will be revised.

Total consideration includes elements of cash, contingent consideration and deferred compensation. Under the Purchase Agreement, there are other amounts that are payable in future periods based on the continued service of certain employees of Velocity Partners. Any amounts based on continued service provided to the post-combination entity have been excluded from consideration and will instead be accounted for as ongoing remuneration. The following table summarises the acquisition date fair values of each major class of consideration transferred (in thousands):

	£'000
Initial cash consideration	28,691
Fair value of deferred consideration	4,198
Fair value of contingent consideration	10,933
Fair value of tax refund consideration	1,170
<b>Total consideration transferred</b>	<b>44,992</b>

Under the Purchase Agreement, the Group paid to the former equity holders of Velocity Partners a cash purchase price of £28.7 million. In addition, the Group recognized a fair value of £4.2 million of deferred consideration attributed to a holdback amount, of which £3.0 million is payable one year after the Acquisition Date and £1.5m is payable within 18-months of the Acquisition Date.

The contingent consideration ultimately may be settled with cash, equity or a combination of both cash and equity, based upon a number of conditions specified in the Purchase Agreement. The factors that will determine the portion of the contingent consideration that ultimately must be settled in cash include (1) whether the Group completes an IPO prior to the third anniversary of the Acquisition Date, (2) the timing of any future IPO event that may occur and (3) the weighted average trading price of the Group's Class A ordinary shares (including in the form of American Depositary Shares) during the initial 30-day period immediately following any IPO event. During the three-year period immediately following the Acquisition Date, the Group will pay cash in an amount equal to approximately one third of the contingent consideration, plus a supplemental cash amount, on each anniversary date that passes prior to the consummation of an IPO. Upon consummation of an IPO, equity becomes the initial means of settlement of any portion of the contingent consideration not previously settled in cash upon the passage of an anniversary of the Acquisition Date. The maximum number of shares issuable upon the occurrence of an IPO is 225,007 shares, dependent on the timing of the occurrence of an IPO. However, the Group may be required to supplement the equity issuance with additional cash consideration, based on the average trading price of the Group's Class A ordinary shares (including in the form of American Depositary Shares) during the 30-day period immediately following the IPO. The total cash to be paid will not exceed £12.1 million under any circumstances.

In accordance with IFRS 13 "Fair Value Measurement," the Group measures its contingent consideration liability associated with the potential future equity payments recognized in connection with the acquisition of Velocity Partners at fair value (the "contingent equity consideration"). The contingent equity consideration is classified within Level 3, as the valuation is based on inputs that are unobservable.

The Company's preliminary allocation of the total purchase consideration amongst the net assets acquired is as follows (in thousands):

	Fair Value £'000
Intangible asset - Customer relationship	15,214
Property, plant and equipment	932
Trade and other receivables	6,045
Cash and cash equivalents	2,341
Trade and other payables	(3,791)
Corporation tax payable	(39)
Deferred tax liability	(27)
<b>Total net assets acquired</b>	<b>20,675</b>

Other than intangible assets, there were no differences between the fair values and the book values of net assets acquired at acquisition.

Intangible assets subject to valuation include customer relationships. Other immaterial intangibles assets that exist include the Velocity Partners trade name and a non-compete agreement. The multi period excess earnings method (“MPEEM”) was applied to determine the fair value of the customer relationship intangible asset. The fair value determined under this approach is a function of the following: (1) future revenues expected to be generated by these assets and the profitability of these assets; (2) identification of the contribution of other tangible and intangible assets to the cash flows of these assets to apply an appropriate capital charge against the cash flows; and (3) determination of the appropriate risk-adjusted discount rate to calculate the present value of the stream of anticipated cash flows.

An estimate was made by the Company management regarding the amount of future revenues that could be attributed to Velocity Partners’ customers that existed as of the date of the transaction. This revenue projection was based on recurring revenue from existing customers prior to any customer attrition. As the estimate of fair value for the customer related asset is based on MPEEM, consideration was given to contributions to earnings from “contributory assets” other than customer relationships, in order to isolate the cash flows attributable to the customer related asset inclusive of other assets. The after-tax residual cash flows attributable to existing customers were adjusted for attrition and discounted to a present value. The fair value of the assembled workforce acquired is included in the amount initially recorded as goodwill.

**Deferred Tax**

The deferred tax liability at acquisition on the customer relationship was zero as the tax base at the date of acquisition was equal to the carrying value. Over time, a temporary difference will arise and applicable U.S. tax rates will be applied to arrive at the deferred tax balance.

**Goodwill**

Goodwill arising from the acquisition has been recognised as follows:

	<b>Fair Value £'000</b>
Consideration transferred	44,992
Fair value of identifiable net assets	(20,675)
<b>Goodwill</b>	<b>24,317</b>

Goodwill arose in this acquisition of business because the cost of the combination included amounts in relation to the benefit of expected synergies, future market development (including future growth potential from new clients) and the possibility of innovation and expansion by utilising a larger workforce. These benefits are not recognised separately from goodwill as they do not meet the recognition criteria for identifiable intangible assets.

**Revenue and Profit of Velocity Partners From Acquisition Date to Period End**

	<b>£'000</b>
Revenue	7,437
Profit	1,037

**Revenue and Profit of Velocity Partners for Current Reporting Period (had the acquisition occurred at the beginning of the reporting period)**

	<b>£'000</b>
Revenue	22,539
Profit	2,729

## Acquisition Related Costs

The Group incurred acquisition-related costs on legal fees and due diligence costs.

	£'000
Legal and professional fees	1,233

## 12. Refinancing

In December 2017, the Group entered into a secured Multicurrency Revolving Facility Agreement (the "Facility Agreement"), with HSBC Bank PLC, as arranger, HSBC Bank PLC, as security agent. The Facility Agreement provides for a £50.0 million primary revolving credit facility, \$12.1 million of line of credit capacity and €9.5 million of guarantee capacity (collectively, the "Facility"). The Facility Agreement also provides for an incremental facility, which may not exceed £40.0 million.

As of 31 March 2018, there was £2.9 million and \$29.0 million outstanding under the £50.0 million primary revolving credit facility, \$6.0 million was drawn of the \$12.1 million line of credit facility and €9.3 million as drawn of the €9.5 million guarantee facility, respectively. As of 31 March 2018, the incremental facility was undrawn.

The Facility is secured by substantially all of the Group's assets and requires the Group to comply with various covenants that limit the Group's ability to, among other things:

- dispose of assets;
- complete mergers or acquisitions;
- incur or guarantee indebtedness;
- sell or encumber certain assets;
- pay dividends or make other distributions;
- make specified investments;
- engage in different lines of business; and
- engage in certain transactions with affiliates.

Under the terms of the Facility Agreement, the Group is required to comply with net leverage ratio and interest coverage covenants.

In connection with entering into the Facility Agreement, the Group repaid all remaining debt outstanding under its previously outstanding revolving credit facility with HSBC Bank PLC.

## Report of Independent Auditors

To the Member  
Velocity Partners, LLC and Subsidiaries

### Report on the Financial Statements

We have audited the accompanying consolidated financial statements of Velocity Partners, LLC and Subsidiaries, which comprise the consolidated balance sheets as of December 31, 2016 and 2015, and the related consolidated statements of income and comprehensive income, changes in member's equity, and cash flows for the years then ended, and the related notes to the consolidated financial statements.

### Management's Responsibility for the Financial Statements

Management is responsible for the preparation and fair presentation of these consolidated financial statements in accordance with accounting principles generally accepted in the United States of America; this includes the design, implementation, and maintenance of internal control relevant to the preparation and fair presentation of consolidated financial statements that are free from material misstatement, whether due to fraud or error.

### Auditor's Responsibility

Our responsibility is to express an opinion on these consolidated financial statements based on our audits. We conducted our audits in accordance with auditing standards generally accepted in the United States of America. Those standards require that we plan and perform the audits to obtain reasonable assurance about whether the consolidated financial statements are free from material misstatement.

An audit involves performing procedures to obtain audit evidence about the amounts and disclosures in the consolidated financial statements. The procedures selected depend on the auditor's judgment, including the assessment of the risks of material misstatement of the consolidated financial statements, whether due to fraud or error. In making those risk assessments, the auditor considers internal control relevant to the entity's preparation and fair presentation of the consolidated financial statements in order to design audit procedures that are appropriate in the circumstances, but not for the purpose of expressing an opinion on the effectiveness of the entity's internal control. Accordingly, we express no such opinion. An audit also includes evaluating the appropriateness of accounting policies used and the reasonableness of significant accounting estimates made by management, as well as evaluating the overall presentation of the consolidated financial statements.

We believe that the audit evidence we have obtained is sufficient and appropriate to provide a basis for our audit opinion.

### Opinion

In our opinion, the consolidated financial statements referred to above present fairly, in all material respects, the financial position of Velocity Partners, LLC and Subsidiaries as of December 31, 2016 and 2015, and the results of their operations and their cash flows for the years then ended in accordance with accounting principles generally accepted in the United States of America.

/s/ Moss Adams LLP  
Seattle, Washington  
December 20, 2017

Velocity Partners, LLC and Subsidiaries

CONSOLIDATED BALANCE SHEETS

ASSETS

	December 31,	
	2016	2015
<b>CURRENT ASSETS</b>		
Cash and cash equivalents	\$ 4,600,242	\$ 4,927,270
Accounts receivable, net of allowance for doubtful accounts of \$164,000 and \$122,000, respectively	5,253,102	4,064,356
Prepaid expenses and other	1,473,663	984,920
Total current assets	<u>11,327,007</u>	<u>9,976,546</u>
<b>PROPERTY AND EQUIPMENT, at cost</b>		
Computer equipment	996,998	701,700
Leasehold improvements	649,616	361,713
Office furniture	348,036	233,777
	<u>1,994,650</u>	<u>1,297,190</u>
Less accumulated depreciation and amortization	(758,630)	(613,651)
	<u>1,236,020</u>	<u>683,539</u>
<b>DEPOSITS</b>		
	70,442	47,574
Total Assets	<u>\$ 12,633,469</u>	<u>\$ 10,707,659</u>
<b>LIABILITIES AND MEMBER'S EQUITY</b>		
<b>CURRENT LIABILITIES</b>		
Accounts payable	\$ 196,014	\$ 121,573
Accrued liabilities	365,682	362,822
Accrued wages and benefits	4,213,286	3,097,942
Current portion of long-term debt	269,617	156,991
Total current liabilities	<u>5,044,599</u>	<u>3,739,328</u>
DEFERRED INCOME TAX	31,568	1,419
LONG-TERM DEBT, net of current portion	329,371	74,991
Total liabilities	<u>5,405,538</u>	<u>3,815,738</u>
<b>MEMBER'S EQUITY</b>		
Member's equity	8,916,092	8,360,981
Accumulated other comprehensive loss	(1,688,161)	(1,469,060)
Total member's equity	<u>7,227,931</u>	<u>6,891,921</u>
Total liabilities and member's equity	<u>\$ 12,633,469</u>	<u>\$ 10,707,659</u>

See accompanying notes.

Velocity Partners, LLC and Subsidiaries

CONSOLIDATED STATEMENTS OF INCOME AND COMPREHENSIVE INCOME

	Years Ended December 31,	
	2016	2015
REVENUE	\$ 34,675,330	\$ 29,088,879
COST OF REVENUE	19,850,218	15,797,442
GROSS PROFIT	14,825,112	13,291,437
GENERAL AND ADMINISTRATIVE EXPENSES	8,718,882	7,369,348
INCOME FROM OPERATIONS	6,106,230	5,922,089
OTHER INCOME (EXPENSE)		
Interest income	10,406	7,338
Interest expense	(12,805)	(12,289)
Gain on foreign currency exchange	142,596	401,887
Other (loss) income	(21,090)	1,182
	119,107	398,118
INCOME BEFORE INCOME TAX	6,225,337	6,320,207
INCOME TAX PROVISION		
Current tax	(332,746)	(387,692)
Deferred tax (benefit)	(30,149)	11,538
	(362,895)	(376,154)
CONSOLIDATED NET INCOME	5,862,442	5,944,053
OTHER COMPREHENSIVE LOSS - net change in foreign currency translation adjustment	(219,101)	(579,936)
COMPREHENSIVE INCOME	\$ 5,643,341	\$ 5,364,117

See accompanying notes.

**Velocity Partners, LLC and Subsidiaries**

**CONSOLIDATED STATEMENTS OF CHANGES IN MEMBER'S EQUITY**

	Member's Equity	Accumulated Other Comprehensive Loss	Total Member's Equity
BALANCE, December 31, 2014	\$ 5,101,591	\$ (889,124)	\$ 4,212,467
Foreign currency translation adjustment	—	(579,936)	(579,936)
Member distributions	(2,684,663)	—	(2,684,663)
Consolidated net income	5,944,053	—	5,944,053
BALANCE, December 31, 2015	8,360,981	(1,469,060)	6,891,921
Foreign currency translation adjustment	—	(219,101)	(219,101)
Member distributions	(5,307,331)	—	(5,307,331)
Consolidated net income	5,862,442	—	5,862,442
BALANCE, December 31, 2016	<u>\$ 8,916,092</u>	<u>\$ (1,688,161)</u>	<u>\$ 7,227,931</u>

See accompanying notes.



Velocity Partners, LLC and Subsidiaries

CONSOLIDATED STATEMENTS OF CASH FLOWS

	Years Ended December 31,	
	2016	2015
<b>CASH FLOWS FROM OPERATING ACTIVITIES</b>		
Cash received from customers	\$ 33,608,090	\$ 29,065,123
Cash paid to suppliers, employees, and subcontractors	(27,539,513)	(22,682,702)
Interest received	10,406	7,338
Interest paid	(12,805)	(12,289)
Income taxes paid	(332,746)	(387,692)
Net cash from operating activities	5,733,432	5,989,778
<b>CASH FLOWS FROM INVESTING ACTIVITIES</b>		
Purchase of property and equipment	(901,034)	(501,196)
<b>CASH FLOWS FROM FINANCING ACTIVITIES</b>		
Advances on line of credit	528,011	1,068,984
Payments on line of credit	(528,011)	(1,068,984)
Proceeds from long-term debt	523,900	—
Payments on long-term debt	(156,894)	(158,153)
Member distributions	(5,307,331)	(2,684,663)
Net cash from financing activities	(4,940,325)	(2,842,816)
<b>EFFECT OF EXCHANGE RATE ON CASH FLOWS</b>	(219,101)	(579,936)
<b>NET CHANGE IN CASH AND CASH EQUIVALENTS</b>	4,927,270	2,065,830
<b>CASH AND CASH EQUIVALENTS, beginning of year</b>	4,927,270	2,861,440
<b>CASH AND CASH EQUIVALENTS, end of year</b>	\$ 4,600,242	\$ 4,927,270
<b>RECONCILIATION OF CONSOLIDATED NET INCOME TO NET CASH FROM OPERATING ACTIVITIES</b>		
Consolidated net income	\$ 5,862,442	\$ 5,944,053
Adjustments to reconcile consolidated net income to net		
Depreciation and amortization	348,553	290,382
Changes in operating assets and liabilities		
Accounts receivable, net	(1,188,746)	(426,825)
Prepaid expenses and other	(488,743)	(235,325)
Deposits	(22,868)	(26,077)
Accounts payable	74,441	(405,106)
Accrued liabilities	2,860	160,750
Accrued wages	1,115,344	699,464
Deferred income tax	30,149	(11,538)
<b>NET CASH FROM OPERATING ACTIVITIES</b>	\$ 5,733,432	\$ 5,989,778

See accompanying notes.

## Velocity Partners, LLC and Subsidiaries

### Notes to Consolidated Financial Statements

#### Note 1 – Nature of Operations

Velocity Partners, LLC and Subsidiaries (the Company) provides Agile software development services to companies throughout the United States and internationally. Velocity Partners, LLC, a Washington limited liability company, is headquartered in Bothell, Washington and was established in 2007.

Velocity Partners, LLC has two wholly-owned subsidiaries, Velocity Partners Vnz, S.C.A. and Velocity Partners Holdings, Inc. Velocity Partners Vnz, S.C.A. operates and is located in Venezuela. Velocity Partners Holdings, Inc. is located in Washington and has three wholly-owned subsidiaries, Velocity Partners Argentina, S.R.L., Velocity Partners Colombia, S.A.S., and Velocity Partners Uruguay, S.R.L, which operate and are located within Argentina, Colombia, and Uruguay, respectively.

#### Note 2 – Summary of Significant Accounting Policies

**Principles of consolidation and basis of presentation** – The consolidated financial statements have been prepared in conformity with accounting principles generally accepted in the United States of America (GAAP) and include the accounts of Velocity Partners, LLC, its wholly-owned subsidiaries, Velocity Partners Vnz, S.C.A. and Velocity Partners Holdings, Inc. and its wholly-owned subsidiaries, Velocity Partners Argentina, S.R.L., Velocity Partners Colombia, S.A.S., and Velocity Partners Uruguay, S.R.L. All significant intercompany accounts and transactions have been eliminated in consolidation.

Velocity Partners, LLC settles transactions with Velocity Partners Argentina, S.R.L. by purchasing American Depository Receipts (ADRs). ADRs are a negotiable certificate issued by a United States bank representing a specified number of shares in a foreign stock that is traded on a United States exchange. ADRs in transit are considered cash equivalents as they will be settled within three days of receipt. Velocity Partners, LLC did not hold ADRs as of December 31, 2016. The recorded value of ADRs was \$250,922 as of December 31, 2015.

**Revenue recognition** – The Company's revenue is derived primarily from providing software development, consulting, and other technical services under contracts with its customers. Revenue is recognized as services are provided. Approximately 13% and 15% of the Company's net revenue were with one customer for the years ended December 31, 2016 and 2015, respectively.

**Cash and cash equivalents** – For purposes of reporting cash flows, cash includes all cash on hand, cash in banks, and all highly liquid investment instruments with original maturities of three months or less as cash and cash equivalents. Balances, at times, may exceed federally insured limits. The Company had cash of \$1,251,796 and \$569,503 in foreign bank accounts at December 31, 2016 and 2015, respectively.

**Accounts receivable** – Accounts receivable are customer obligations due under normal trade terms and are recorded at amounts billed. Accounts receivable are considered past due when payment is not received within standard payment terms. The Company does not generally accrue interest on accounts receivable. Management provides for probable uncollectible amounts through a charge to earnings and a credit to a valuation allowance based on its assessment of the aging of balances outstanding. Balances still outstanding after management has used reasonable collection efforts are written off through a charge to the valuation allowance and a credit to trade accounts receivable. The Company has an allowance for doubtful accounts of \$164,000 and \$122,000 at December 31, 2016 and 2015, respectively. Two customers accounted for 24% of accounts receivable at December 31, 2016. One customer accounted for 13% of accounts receivable at December 31, 2015.

**Property and equipment** – Property and equipment is recorded at cost. Depreciation expense is calculated using the straight-line method over a useful life of 1.5 to 10 years. Leasehold improvements are amortized over the lesser of the estimated useful life or the term of the lease including renewal options. Depreciation and amortization expense totaled \$348,553 and \$290,832 for the years ended December 31, 2016 and 2015, respectively.

**Advertising** – The Company expenses advertising as incurred. Advertising expense was \$141,867 and \$97,947 for the years ended December 31, 2016 and 2015, respectively.

**Income taxes** – Velocity Partners, LLC and Subsidiaries has elected to be treated as an S-Corporation for U.S. income tax purpose. Accordingly, since the individual member will be responsible for U.S. federal income taxes on the Velocity Partners, LLC and Subsidiaries' income, no provision for U.S. federal income taxes has been provided for within the consolidated financial statements.

Velocity Partners Vnz, S.C.A., Velocity Partners Argentina, S.R.L. and Velocity Partners Colombia, S.A.S. use the asset and liability method of accounting for income tax. Accordingly, deferred tax assets and liabilities are recognized for the future tax consequences attributable to differences between the financial statement carrying amounts of existing assets and liabilities and their respective tax bases. Deferred tax assets and liabilities are measured using enacted tax rates expected to apply to taxable income in the years in which those temporary differences are expected to be recovered or settled. In addition, the effect on deferred tax assets and liabilities of a change in tax rates is recognized in income in the year that includes the enactment.

Effective for the fiscal year beginning January 1, 2016, the Company has chosen to early adopt the revised standards under Financial Accounting Standards Board (FASB) Accounting Standards Update (ASU) No. 2015-17, Income Taxes (Topic 740): Balance Sheet Classification of Deferred Taxes. Under this early adoption, the Company has retrospectively applied the revised provisions of Accounting Standards Codification (ASC) 740-10, which state that in a classified statement of financial position, an entity shall classify deferred tax liabilities and assets as noncurrent amounts. The early adoption of the revised provisions under ASC 740-10 was determined preferable by the Company due to the expected reduced complexity in preparation of the Company's consolidated financial statements while maintaining user-relevant financial information. In years prior to 2016, deferred income taxes were separated and classified as current and noncurrent assets and liabilities. In accordance with ASU 2015-07, in 2016 the Company has classified all deferred tax amounts as noncurrent. Similarly, the Company has reclassified all deferred taxes at December 31, 2015, as noncurrent to give retroactive effect to this change.

The Company recognizes the tax benefit from uncertain tax position only if it is more likely than not that the tax positions will be sustained on examination by the tax authorities, based on the technical merits of the position. The tax benefit is measured based on the largest benefit that has a greater than 50% likelihood of being realized upon ultimate settlement.

**Comprehensive income (loss)** – The Company reports and displays comprehensive income (loss) and its components in the consolidated financial statements. Comprehensive income (loss) is a more inclusive financial reporting methodology that includes disclosure of certain financial information that historically has not been recognized in the calculation of consolidated net income. Comprehensive income (loss) is the total of consolidated net income and other comprehensive income (loss), which for the Company is comprised of unrealized gains and losses on foreign currency translation adjustments.

**Foreign currency translation** – The Company considers the functional currency of Velocity Partners Argentina S.R.L., to be the Argentine Peso. The Company considers the functional currency of Velocity Partners Colombia, S.A.S., to be the Colombian Peso. The Company considers the functional currency of Velocity Partners Uruguay, S.R.L., to be the Uruguayan Peso. The Company considers the functional currency of Velocity Partners Vnz, S.C.A., to be the Venezuelan Bolivar. Assets and liabilities of foreign operations are translated into U.S. dollars using rates of exchange in effect at the end of the reporting period. Income and expense accounts are translated into U.S. dollars using average rates of exchange. Resulting translation adjustments are presented as a separate component of the consolidated statement of comprehensive income in the accompanying consolidated financial statements. The rates of exchange used to translate the operations of Velocity Partners Argentina, S.R.L., Velocity Partners Colombia, S.A.S., and Velocity Partners Uruguay S.R.L. were obtained from Oanda. The rate of exchange used to translate the operations of Velocity Partners Vnz, S.C.A. is the SIMADI.

Effective January 1, 2010, Venezuela is considered to be highly inflationary. As such, the financial statements of Velocity Partners Vnz, S.C.A. should be re-measured as if its functional currency were the reporting currency (US dollars). Re-measurement gains and losses should be recognized in earnings rather than in the cumulative translation adjustment within accumulated other comprehensive income. Management has elected to report the operations of Velocity Partners Vnz, S.C.A. in the Venezuelan Bolivar and believes that re-measurement gains or losses would be immaterial to the consolidated financial statements as a whole.

**Use of estimates** – The preparation of the consolidated financial statements in conformity with generally accepted accounting principles requires management to make estimates and assumptions that affect the amounts reported in the consolidated financial statements and accompanying notes. Actual results could differ from those estimates.

**Subsequent events** – Subsequent events are events or transactions that occur after the consolidated balance sheet date but before consolidated financial statements are issued. The Company recognizes in the consolidated financial statements the effects of all subsequent events that provide additional evidence about conditions that existed at the date of the consolidated balance sheet, including the estimates inherent in the process of preparing the consolidated financial statements. The Company's consolidated financial statements do not recognize subsequent events that provide evidence about conditions that did not exist at the date of the consolidated balance sheet but arose after the consolidated balance sheet date and before the consolidated financial statements are issued.

**Recent accounting pronouncements** – In November 2016, the FASB issued Accounting Standards Update (ASU) No. 2016-18, Statement of Cash Flows– Restricted Cash. The new standard requires restricted cash to be included in cash and cash equivalents when reconciling the beginning-of-period and end-of-period total amounts shown on the statement of cash flows. This guidance is effective for nonpublic entities for annual reporting periods beginning on or after December 15, 2018, and interim reporting periods within annual reporting periods beginning after December 15, 2019. The Company is currently evaluating the impact of the standard on the consolidated financial statements.

In February 2016, the FASB issued ASU No. 2016-02, Leases, which provides new guidelines that change the accounting for leasing arrangements. ASU 2016-02 primarily changes the accounting for lessees, requiring lessees to record assets and liabilities on the statement of assets and liabilities for most leases. This standard is effective for nonpublic entities for annual reporting periods beginning on or after December 15, 2019, and interim reporting periods within annual reporting periods beginning after December 15, 2020. The Company is currently evaluating the impact of the standard on the consolidated financial statements.

In August 2014, the FASB issued ASU 2014-15, Presentation of Financial Statements—Going concern, which provides new guidance on when and how to disclose going concern uncertainties. The new standard requires management to perform interim and annual assessments of an entity's ability to continue as a going concern within one year and to provide certain footnote disclosures if conditions or events raise substantial doubt about an entity's ability to continue as a going concern. The new standard is effective for fiscal years and interim periods within those fiscal years ending after December 15, 2016, with early adoption permitted. Management has adopted this guidance for the year ended December 31, 2016. The adoption of this standard did not have a material impact on the consolidated financial statements.

In May 2014, the FASB issued ASU No. 2014-09, Revenue from Contracts with Customers, which is a comprehensive new revenue recognition standard. The new standard allows for a full retrospective approach to transition or a modified retrospective approach. This guidance is effective for nonpublic entities for annual reporting periods beginning on or after December 15, 2018, and interim reporting periods within annual reporting periods beginning after December 15, 2019. The Company is currently evaluating the impact of the standard on the consolidated financial statements.

### **Note 3 – Line of Credit**

The Company has a revolving line of credit with Banner Bank that expires on July 30, 2018, with maximum borrowings up to \$3,500,000, and bears interest at the prime rate as published in the *Wall Street Journal* (3.75% at December 31, 2016). There was no outstanding balance at December 31, 2016 or 2015. The line of credit is collateralized by substantially all of the Company's assets. The line is personally guaranteed by the member of the Company and is cross-collateralized with the notes payable (Note 4). The Company is required to maintain a minimum level of working capital and tangible net worth. Management believes that the Company is in compliance with these covenants as of December 31, 2016 and 2015.

**Note 4 – Long Term Debt**

	2016	2015
Note payable to Banner Bank in monthly installments of \$17,660, including interest at Prime (3.75% at December 31, 2016) plus .25%, maturing December 2019. The note is collateralized by substantially all of the Company's assets and guaranteed by the member.	\$ 523,900	\$ —
Note payable to Banner Bank in monthly installments of \$6,976, including interest at 3.75%, and matured in November 2017. The note was collateralized by substantially all of the Company's assets and guaranteed by the member.	75,088	154,275
Note paid in full in 2016.	—	77,707
	598,988	231,982
Less current portion	(269,617)	(156,991)
Long-term portion	\$ 329,371	\$ 74,991

Maturities of long-term debt are as follows:

2017	\$ 269,617
2018	202,430
2019	126,941
	\$ 598,988

The Banner Bank term debt is cross collateralized, contains cross-default provisions, and is subject to financial measurement covenants (Note 3).

**Note 5 – Lease Commitments**

The Company leases office space in Washington State, Argentina, Colombia, Uruguay, and Venezuela and leases software under noncancelable operating leases with unrelated parties. These leases mature through May 2020. Lease expense for the years ended December 31, 2016 and 2015, was \$533,322 and \$418,693, respectively.

At December 31, 2016, minimum rental payments due under the real estate leases are as follows:

2017	\$ 662,829
2018	404,362
2019	336,239
2020	313,195
	\$ 1,716,625

**Note 6 – Income Tax**

The provision for income taxes consists of the following:

	2016	2015
Income tax expense – current		
Argentina	\$ 244,106	\$ 310,171
Colombia	64,599	77,521
Venezuela	14,985	9,056
	<u>323,690</u>	<u>396,748</u>
Income tax expense (benefit) – deferred		
Argentina	835	7,417
Colombia	—	(19,130)
Venezuela	38,370	(8,881)
	<u>39,205</u>	<u>(20,594)</u>
Total income tax expense	<u>\$ 362,895</u>	<u>\$ 376,154</u>

The total tax provision differs from the amount computed using the U.S. federal statutory income tax rate as follows:

	2016	2015
Provision for income tax at the statutory rate of 35%	\$ 2,178,868	\$ 2,212,150
Tax effect of nontaxable net income for LLC and S-Corp	(1,869,959)	(1,843,047)
Adjusted provision for income taxes at the statutory rate of 35%	<u>308,909</u>	<u>369,103</u>
Increase (decrease) in tax resulting from		
Permanent differences	68,370	41,827
Statutory rate differences/changes and other	(14,384)	(34,776)
Total income tax expense	<u>\$ 362,895</u>	<u>\$ 376,154</u>

Tax effects of temporary differences that give rise to deferred tax assets and liabilities are as follows:

	2016	2015
Deferred income tax asset (liability)		
Depreciation method differences	\$ 21,199	\$ (20,549)
Accrued liabilities	(52,767)	19,130
Total deferred income taxes, net	<u>\$ (31,568)</u>	<u>\$ (1,419)</u>

The Company files income tax returns in the U.S. federal jurisdiction, Argentina, Venezuela, and Colombia. Management does not believe that the Company has any material uncertain tax positions. As of December 31, 2016 and 2015, there is no accrued interest or penalties recorded in the consolidated financial statements

**Note 7 – Subsequent Events**

The Company has evaluated subsequent events through December 20, 2017, which is the date the consolidated financial statements were issued. In October 2017, the Company entered into a Letter of Intent to sell the 100% of the equity interests of the Company. The sale is subject to final approval by the Company and potential buyer and is expected to occur in December 2017. There were no other events that occurred subsequent to December 31, 2016, and through this date, that required adjustment, or additional disclosure in, these consolidated financial statements.

Velocity Partners, LLC and Subsidiaries

CONSOLIDATED BALANCE SHEETS

	September 30,	
	2017	2016
<b>ASSETS</b>		
<b>CURRENT ASSETS</b>		
Cash and cash equivalents	\$ 5,832,895	\$ 4,985,952
Accounts receivable, net	5,378,483	4,712,947
Prepaid expenses and other	2,048,259	1,751,603
Total current assets	<u>13,259,637</u>	<u>11,450,502</u>
<b>PROPERTY AND EQUIPMENT, at cost</b>		
Computer equipment	1,192,214	989,916
Leasehold improvements	683,426	362,063
Office furniture	361,173	228,838
	<u>2,236,813</u>	<u>1,580,817</u>
Less accumulated depreciation and amortization	(982,748)	(785,491)
	<u>1,254,065</u>	<u>795,326</u>
<b>DEPOSITS</b>		
	51,918	77,333
Total assets	<u>\$ 14,565,620</u>	<u>\$ 12,323,161</u>
<b>LIABILITIES AND MEMBER'S EQUITY</b>		
<b>CURRENT LIABILITIES</b>		
Accounts payable	\$ 193,088	\$ 197,133
Accrued liabilities	330,151	273,270
Accrued wages and benefits	5,392,978	4,425,904
Current portion of long-term debt	216,971	95,762
Total current liabilities	<u>6,133,188</u>	<u>4,992,069</u>
DEFERRED INCOME TAX	55,876	31,508
LONG-TERM DEBT, net of current portion	266,608	388,644
Total liabilities	<u>6,455,672</u>	<u>5,412,221</u>
<b>MEMBER'S EQUITY</b>		
Member's equity	9,929,085	8,493,031
Accumulated other comprehensive loss	(1,819,137)	(1,582,091)
Total member's equity	<u>8,109,948</u>	<u>6,910,940</u>
Total liabilities and member's equity	<u>\$ 14,565,620</u>	<u>\$ 12,323,161</u>

See accompanying notes.

Velocity Partners, LLC and Subsidiaries

CONSOLIDATED STATEMENTS OF INCOME AND COMPREHENSIVE INCOME

	Nine Month Periods Ended September 30,	
	2017	2016
REVENUE	\$ 29,137,165	\$ 25,548,712
COST OF REVENUE	17,576,909	14,238,384
GROSS PROFIT	11,560,256	11,310,328
GENERAL AND ADMINISTRATIVE EXPENSES	6,890,589	6,359,626
INCOME FROM OPERATIONS	4,669,667	4,950,702
OTHER INCOME (EXPENSE)		
Interest income	7,889	7,884
Interest expense	(23,444)	(7,398)
Gain (loss) on foreign currency exchange	(81,712)	58,516
Other (loss) income	87,287	(10,730)
	(9,980)	48,272
INCOME BEFORE INCOME TAX	4,659,687	4,998,974
INCOME TAX PROVISION		
Current tax expense	(236,912)	(256,026)
Deferred tax expense	(48,173)	(31,508)
	(285,085)	(287,534)
CONSOLIDATED NET INCOME	4,374,602	4,711,440
OTHER COMPREHENSIVE LOSS		
Net change in foreign currency translation adjustment	(130,976)	(113,031)
COMPREHENSIVE INCOME	\$ 4,243,626	\$ 4,598,409

See accompanying notes.



**Velocity Partners, LLC and Subsidiaries**

**CONSOLIDATED STATEMENTS OF CHANGES IN MEMBER'S EQUITY**

	Member's Equity	Accumulated Other Comprehensive Loss	Total Member's Equity
BALANCE, January 1, 2016	\$ 8,360,981	\$ (1,469,060)	\$ 6,891,921
Foreign currency translation adjustment	—	(113,031)	(113,031)
Member contributions	26,680	—	26,680
Member distributions	(4,606,070)	—	(4,606,070)
Consolidated net income	4,711,440	—	4,711,440
BALANCE, September 30, 2016	<u>\$ 8,493,031</u>	<u>\$ (1,582,091)</u>	<u>\$ 6,910,940</u>
BALANCE, January 1, 2017	\$ 8,916,092	\$ (1,688,161)	\$ 7,227,931
Foreign currency translation adjustment	—	(130,976)	(130,976)
Member distributions	(3,361,609)	—	(3,361,609)
Consolidated net income	4,374,602	—	4,374,602
BALANCE, September 30, 2017	<u>\$ 9,929,085</u>	<u>\$ (1,819,137)</u>	<u>\$ 8,109,948</u>

See accompanying notes.

Velocity Partners, LLC and Subsidiaries

CONSOLIDATED STATEMENTS OF CASH FLOWS

	Nine-Month Periods Ended September 30,	
	2017	2016
<b>CASH FLOWS FROM OPERATING ACTIVITIES</b>		
Cash received from customers	\$ 29,017,359	\$ 24,947,907
Cash paid to suppliers, employees, and subcontractors	(23,658,217)	(19,908,642)
Interest received	7,889	7,884
Interest paid	(23,444)	(7,398)
Income taxes paid	(260,777)	(257,445)
Net cash from operating activities	<u>5,082,810</u>	<u>4,782,306</u>
<b>CASH FLOWS FROM INVESTING ACTIVITIES</b>		
Purchase of equipment	(242,163)	(283,627)
<b>CASH FLOWS FROM FINANCING ACTIVITIES</b>		
Advances on line of credit	—	528,011
Payments on line of credit	—	(528,011)
Proceeds from long-term debt	76,100	375,000
Payments on long-term debt	(191,509)	(122,576)
Member contributions	—	26,680
Member distributions	(3,361,609)	(4,606,070)
Net cash from financing activities	<u>(3,477,018)</u>	<u>(4,326,966)</u>
EFFECT OF EXCHANGE RATE ON CASH FLOWS	(130,976)	(113,031)
NET CHANGE IN CASH AND CASH EQUIVALENTS	1,232,653	58,682
CASH AND CASH EQUIVALENTS, beginning of period	4,600,242	4,927,270
CASH AND CASH EQUIVALENTS, end of period	<u>\$ 5,832,895</u>	<u>\$ 4,985,952</u>
RECONCILIATION OF CONSOLIDATED NET INCOME TO NET CASH FROM OPERATING ACTIVITIES		
Consolidated net income	\$ 4,374,602	\$ 4,711,440
Adjustments to reconcile consolidated net income to net cash from operating activities		
Depreciation and amortization	224,118	171,840
Deferred income tax	24,308	30,089
Changes in operating assets and liabilities		
Accounts receivable	(125,381)	(648,591)
Prepaid expenses and other	(574,596)	(766,683)
Deposits	18,524	(29,759)
Accounts payable	(2,926)	75,560
Accrued liabilities	(35,531)	(89,552)
Accrued wages and benefits	1,179,692	1,327,962
NET CASH FROM OPERATING ACTIVITIES	<u>\$ 5,082,810</u>	<u>\$ 4,782,306</u>

See accompanying notes.

## Velocity Partners, LLC and Subsidiaries

### Notes to Consolidated Financial Statements

#### Note 1 – Nature of Operations

Velocity Partners, LLC and Subsidiaries (the Company) provides Agile software development services to companies throughout the United States and internationally. Velocity Partners, LLC, a Washington limited liability company, is headquartered in Bothell, Washington, and was established in 2007.

Velocity Partners, LLC has two wholly-owned subsidiaries: Velocity Partners Vnz, S.C.A. and Velocity Partners Holdings, Inc. Velocity Partners Vnz, S.C.A. operates and is located in Venezuela. Velocity Partners Holdings, Inc. is located in Washington and has three wholly-owned subsidiaries: Velocity Partners Argentina, S.R.L., Velocity Partners Colombia, S.A.S., and Velocity Partners Uruguay, S.R.L, which operate and are located within Argentina, Colombia, and Uruguay, respectively.

#### Note 2 – Summary of Significant Accounting Policies

**Principles of consolidation and basis of presentation** – The consolidated financial statements for the nine-month periods ended September 30, 2017 and 2016, have been prepared in conformity with accounting principles generally accepted in the United States of America (GAAP) and include the accounts of Velocity Partners, LLC; Velocity Partners Vnz, S.C.A.; Velocity Partners Holdings, Inc.; Velocity Partners Argentina, S.R.L.; Velocity Partners Colombia, S.A.S.; and Velocity Partners Uruguay, S.R.L. All significant intercompany accounts and transactions have been eliminated in consolidation.

**Revenue recognition** – The Company's revenue is derived primarily from providing software development, consulting, and other technical services under contracts with its customers. Revenue is recognized as services are provided. Approximately 14% of the Company's net revenue were from one customer for the nine-month period ended September 30, 2016. No one customer accounted for more than 10% of the Company's net revenue for the nine-month period ended September 30, 2017.

**Cash and cash equivalents** – For purposes of reporting cash flows, cash includes all cash on hand, cash in banks, and all highly liquid investment instruments with original maturities of three months or less as cash and cash equivalents. Balances, at times, may exceed federally insured limits. The Company had cash of \$1,175,284 and \$1,080,485 in foreign bank accounts at September 30, 2017 and 2016, respectively.

**Accounts receivable** – Accounts receivable are customer obligations due under normal trade terms and are recorded at amounts billed. Accounts receivable are considered past due when payment is not received within standard payment terms. The Company does not generally accrue interest on accounts receivable. Management provides for probable uncollectible amounts based on its assessment of the aging of balances outstanding. Balances still outstanding after management has used reasonable collection efforts are written off. The Company has an allowance for doubtful accounts of \$195,500 and \$153,500 at September 30, 2017 and 2016, respectively. No one customer accounted for more than 10% of accounts receivable at September 30, 2017 or 2016.

**Property and equipment** – Property and equipment is recorded at cost. Depreciation expense is calculated using the straight-line method over a useful life of 1.5 to 10 years. Leasehold improvements are amortized over the lesser of the estimated useful life or the term of the lease including renewal options. Depreciation and amortization expense totaled \$256,357 and \$171,840 for the nine-month periods ended September 30, 2017 and 2016, respectively.

**Advertising** – The Company expenses advertising as incurred. Advertising expense was \$140,685 and \$96,899 for the nine-month periods ended September 30, 2017 and 2016, respectively.

**Income taxes** – Velocity Partners, LLC and Subsidiaries has elected to be treated as an S-Corporation for U.S. income tax purposes. Accordingly, since the individual member will be responsible for U.S. federal income taxes on Velocity Partners, LLC and Subsidiaries' income, no provision for U.S. federal income taxes has been provided for within the consolidated financial statements.

Velocity Partners Vnz, S.C.A.; Velocity Partners Argentina, S.R.L.; and Velocity Partners Colombia, S.A.S. use the asset and liability method of accounting for income tax. Accordingly, deferred tax assets and liabilities are recognized for the future tax consequences attributable to differences between the financial statement carrying amounts of existing

assets and liabilities and their respective tax bases. Deferred tax assets and liabilities are measured using enacted tax rates expected to apply to taxable income in the periods in which those temporary differences are expected to be recovered or settled. In addition, the effect on deferred tax assets and liabilities of a change in tax rates is recognized in income in the period that includes the enactment.

Effective for the period beginning January 1, 2016, the Company has chosen to early adopt the revised standards under Financial Accounting Standards Board (FASB) Accounting Standards Update (ASU) No. 2015-17, Income Taxes (Topic 740): Balance Sheet Classification of Deferred Taxes. Under this early adoption, the Company has retrospectively applied the revised provisions of Accounting Standards Codification (ASC) 740-10, which state that in a classified statement of financial position, an entity shall classify deferred tax liabilities and assets as noncurrent amounts. The early adoption of the revised provisions under ASC 740-10 was determined preferable by the Company due to the expected reduced complexity in preparation of the Company's consolidated financial statements while maintaining user-relevant financial information. In periods prior to 2016, deferred income taxes were separated and classified as current and noncurrent assets and liabilities. In accordance with ASU 2015-07, at September 30, 2017 and 2016, the Company has classified all deferred tax amounts as noncurrent.

The Company recognizes the tax benefit from uncertain tax position only if it is more likely than not that the tax positions will be sustained on examination by the tax authorities, based on the technical merits of the position. The tax benefit is measured based on the largest benefit that has a greater than 50% likelihood of being realized upon ultimate settlement.

**Comprehensive income (loss)** – The Company reports and displays comprehensive income (loss) and its components in the consolidated financial statements. Comprehensive income (loss) is a more inclusive financial reporting methodology that includes disclosure of certain financial information that historically has not been recognized in the calculation of consolidated net income. Comprehensive income (loss) is the total of consolidated net income and other comprehensive income (loss), which for the Company is comprised of unrealized gains and losses on foreign currency translation adjustments.

**Foreign currency translation** – The Company considers the functional currency of Velocity Partners Argentina S.R.L. to be the Argentine Peso. The Company considers the functional currency of Velocity Partners Colombia, S.A.S., to be the Colombian Peso. The Company considers the functional currency of Velocity Partners Uruguay, S.R.L., to be the Uruguayan Peso. The Company considers the functional currency of Velocity Partners Vnz, S.C.A., to be the Venezuelan Bolivar. Assets and liabilities of foreign operations are translated into U.S. dollars using rates of exchange in effect at the end of the reporting period. Income and expense accounts are translated into U.S. dollars using average rates of exchange. Resulting translation adjustments are presented as a separate component of the consolidated statement of comprehensive income in the accompanying consolidated financial statements. The rates of exchange used to translate the operations of Velocity Partners Argentina, S.R.L., Velocity Partners Colombia, S.A.S., and Velocity Partners Uruguay S.R.L. were obtained from Oanda. The rate of exchange used to translate the operations of Velocity Partners Vnz, S.C.A. was the SIMADI rate through April 2017. In May 2017, the rate of exchange used to translate the operations of Velocity Partners Vnz, S.C.A. is the DICOM rate.

Effective January 1, 2010, Venezuela is considered to be highly inflationary. As such, the financial statements of Velocity Partners Vnz, S.C.A. should be re-measured as if its functional currency were the reporting currency (US dollars). Re-measurement gains and losses should be recognized in earnings rather than in the cumulative translation adjustment within accumulated other comprehensive income. For the nine-month period ended September 30, 2016, management elected to report the operations of Velocity Partners Vnz, S.C.A. in the Venezuelan Bolivar and concluded that re-measurement gains or losses were immaterial to the consolidated financial statements as a whole. For the nine-month period ended September 30, 2017, the financial statements of Velocity Partners Vnz, S.C.A. were re-measured to US dollars and a re-measurement loss of \$502,218 was recorded within gain (loss) on foreign currency exchange on the consolidated statement of income and comprehensive income.

**Use of estimates** – The preparation of the consolidated financial statements in conformity with generally accepted accounting principles requires management to make estimates and assumptions that affect the amounts reported in the consolidated financial statements and accompanying notes. Actual results could differ from those estimates.

**Subsequent events** – Subsequent events are events or transactions that occur after the consolidated balance sheet date but before consolidated financial statements are issued. The Company recognizes in the consolidated financial statements the effects of all subsequent events that provide additional evidence about conditions that existed at the date of the consolidated balance sheet, including the estimates inherent in the process of preparing the consolidated financial statements. The Company’s consolidated financial statements do not recognize subsequent events that provide evidence about conditions that did not exist at the date of the consolidated balance sheet but arose after the consolidated balance sheet date and before the consolidated financial statements are issued.

**Recent accounting pronouncements** – In February 2016, the FASB issued ASU No. 2016-02, Leases, which provides new guidelines that change the accounting for leasing arrangements. ASU 2016-02 primarily changes the accounting for lessees, requiring lessees to record assets and liabilities on the statement of assets and liabilities for most leases. This standard is effective for nonpublic entities for annual reporting periods beginning on or after December 15, 2019, and interim reporting periods within annual reporting periods beginning after December 15, 2020. The Company is currently evaluating the impact of the standard on the consolidated financial statements.

In August 2014, the FASB issued ASU 2014-15, Presentation of Financial Statements-Going concern, which provides new guidance on when and how to disclose going concern uncertainties. The new standard requires management to perform interim and annual assessments of an entity’s ability to continue as a going concern within one year and to provide certain footnote disclosures if conditions or events raise substantial doubt about an entity’s ability to continue as a going concern. The new standard is effective for fiscal years and interim periods within those fiscal years ending after December 15, 2016, with early adoption permitted. Management has adopted this guidance for the period ended September 30, 2017. The adoption of this standard did not have a material impact on the consolidated financial statements.

In May 2014, the FASB issued ASU No. 2014-09, Revenue from Contracts with Customers, which is a comprehensive new revenue recognition standard. The new standard allows for a full retrospective approach to transition or a modified retrospective approach. This guidance is effective for nonpublic entities for annual reporting periods beginning on or after December 15, 2018, and interim reporting periods within annual reporting periods beginning after December 15, 2019. The Company is currently evaluating the impact of the standard on the consolidated financial statements.

### **Note 3 – Line of Credit**

The Company has a revolving line of credit with Banner Bank that expires on July 30, 2018, with maximum borrowings up to \$3,500,000, and bears interest at the prime rate as published in the Wall Street Journal (4.25% at September 30, 2017). There was no outstanding balance at September 30, 2017 or 2016. The line of credit is collateralized by substantially all of the Company’s assets. The line is personally guaranteed by the member of the Company and is cross-collateralized with the notes payable (Note 4). The Company is required to maintain a minimum level of working capital and debt over effective tangible net worth. Management believes that the Company is in compliance with these covenants as of September 30, 2017 and 2016.

#### Note 4 – Long Term Debt

	2017	2016
Note payable to Banner Bank in monthly installments of \$18,203, including interest at the prime rate (4.25% at September 30, 2017) plus .25%, maturing December 2019. The note is collateralized by substantially all of the Company's assets and guaranteed by the member.	\$ 469,925	\$ 375,000
Note payable to AmericanWest Bank in monthly installments of \$6,976, including interest at 3.75%, and matured in November 2017. The note was collateralized by substantially all of the Company's assets and guaranteed by the member.	13,654	95,182
Note payable to AmericanWest Bank in monthly installments of \$7,212, including interest at 3.75%, and matured in November 2016. The note was collateralized by substantially all of the Company's assets and guaranteed by the member.	—	14,224
	483,579	484,406
Less current portion	(216,971)	(95,762)
Long-term portion	\$ 266,608	\$ 388,644

Maturities of long-term debt for the calendar years ending December 31 are as follows:

2017	\$ 63,611
2018	205,409
2019	214,559
	\$ 483,579

The Banner Bank term debt is cross-collateralized, contains cross-default provisions, and is subject to financial measurement covenants (Note 3).

#### Note 5 – Lease Commitments

The Company leases office space in Washington State, Argentina, Colombia, Uruguay, and Venezuela and leases software under noncancelable operating leases with unrelated parties. These leases mature through October 2020. Lease expense for the nine-month periods ended September 30, 2017 and 2016, was \$547,701 and \$329,590, respectively.

At September 30, 2017, minimum rental payments due under the real estate leases for the calendar years ending December 31 are as follows:

2018	\$ 197,246
2019	754,569
2020	707,255
2021	488,281
	\$ 2,147,351

#### Note 6 – Income Tax

The Company's effective tax rate is calculated for the interim periods based upon current assumptions relating to the full year's estimated operating results and various tax-related items. The Company's effective tax rate for the nine-month periods ended September 30, 2017 and 2016, was 6.56% and 5.83%, respectively. The difference between the effective tax rates and the U.S. federal statutory rate of 34% for the nine-month periods ended September 30, 2017 and 2016, was primarily due to the US company, Velocity Partners, LLC, being a nontaxable entity for U.S. income tax purposes. The Company accounts for foreign tax accruals on all foreign jurisdictions except for Velocity Partners

Uruguay, S.R.L. due to the Company not having Uruguay-sourced income. The income tax expense for the nine months ended September 30, 2017 and 2016, relates to accruals for foreign income taxes in the foreign jurisdiction of each subsidiary corporation of the Company. The income tax expense recorded in Velocity Partners Colombia, S.A.S. and Velocity Partners Argentina, S.R.L. includes foreign tax credit accruals of \$282,796 and \$248,767 for the nine-month periods ended September 30, 2017 and 2016, respectively, which will be available to the U.S. member when they are paid.

On December 22, 2017, the U.S. government enacted comprehensive tax legislation commonly referred to as the Tax Cuts and Jobs Act (the Tax Act). The Tax Act is a broad and complex change to the U.S. tax code. The main provision of the Tax Act which may be applicable to the Company is a mandatory inclusion of previously deferred "post-1986 accumulated earnings and profits prior to January 1, 2018" or "Transition Tax" on Velocity Partners Colombia, S.A.S. and Velocity Partners Vnz, S.C.A. The Company has not included the Transition Tax at the S-Corporation level as the member may elect to defer payment of the Transition Tax under IRC Sec 965(j) with respect to the S-Corporation until the member's taxable year which includes the triggering event with respect to the Transition Tax liability. Any net tax liability deferred under the preceding sentence shall be assessed on the member's return as additional tax due in the member's taxable year which includes such triggering event. Thus, if such election is made, the Transition Tax liability will be calculated to include all other foreign corporations owned by the member and included on the member's tax return. No accrual has been made for the Company in the nine-month period ended September 30, 2017.

#### **Note 7 – Subsequent Events**

The Company has evaluated subsequent events through February 23, 2018, which is the date the consolidated financial statements were issued. On December 29, 2017, the Company entered into an Equity Purchase Agreement to sell 100% of the equity interests of the Company for a purchase price of \$42,325,000 in cash plus contingent consideration. There were no other events that occurred subsequent to September 30, 2017, and through this date that required adjustment to, or additional disclosure in, these consolidated financial statements.

## UNAUDITED PRO FORMA CONDENSED COMBINED FINANCIAL STATEMENTS

The following unaudited pro forma condensed combined financial statements for the year ended June 30, 2017 and the nine months ended March 31, 2018 reflect the acquisition of 100% of the equity interests of Velocity Partners, LLC (together with its affiliated entities, “Velocity” or “VP”) by Endava Limited (together with its subsidiaries, “Endava”), as well as the related financing transaction consummated in connection with this acquisition. Hereinafter, this business combination is referred to as the “Acquisition.”

The unaudited pro forma condensed combined statements of income (the “pro forma income statements”) have been derived from Endava’s and Velocity’s historical statements of income, and give effect to the consummation of the Acquisition as if it had occurred on July 1, 2016, which was the beginning of Endava’s 2017 fiscal year.

Prior to consummation of the Acquisition, Velocity’s fiscal year ended on December 31st; whereas, Endava’s fiscal year ends on June 30th. Accordingly, the pro forma income statement for the year ended June 30, 2017 combines Endava’s consolidated statement of income for the year ended June 30, 2017, as presented elsewhere in this prospectus, with Velocity’s combined unaudited results for the six-month periods ended December 31, 2016 and June 30, 2017. Velocity’s results for the aforementioned periods were derived from (1) its audited financial statements for the fiscal year ended December 31, 2016 and (2) its results of operations for the six-month periods ended June 30, 2016 and June 30, 2017, as presented in Velocity’s unaudited interim financial statements prepared as of and for the six-month period ended June 30, 2017. Velocity’s interim financial statements for the six-month periods ended June 30, 2016 and 2017 have not been included in this prospectus, as they are not required to be presented.

The pro forma income statement for the nine months ended March 31, 2018 combines (1) Endava’s consolidated statement of income for the nine-month period ended March 31, 2018, as presented elsewhere in this prospectus, and (2) Velocity’s unaudited results for the period from July 1, 2017 through December 29, 2017, reflecting Velocity’s interim period results through the date of the Acquisition and prior to consolidation by Endava. Separate financial statements reflecting Velocity’s results for the periods January 1, 2017 through December 29, 2017 and July 1, 2017 through December 29, 2017 have not been included in this prospectus, as they are not required based upon the Acquisition date.

The combined historical consolidated financial information of Endava and Velocity has been adjusted to reflect factually supportable items that are directly attributable to the Acquisition and the related financing transaction. For purposes of preparing the pro forma income statements, adjustments have only been made to reflect items that are expected to have a continuing impact on the combined results of the post-acquisition business and to remove the nonrecurring transaction costs attributable to the Acquisition. These pro forma adjustments to the statements of income include (1) adjustments to conform the presentation and classification of items reflected in Velocity’s income statements to Endava’s presentation and classification, (2) income statement adjustments resulting from the application of acquisition accounting, such as the incremental amortization expense attributable to the recognition of an identified definitive-life intangible asset at fair value, (3) financing adjustments, and (4) certain tax-related adjustments. The unaudited pro forma adjustments are based on information available and certain assumptions and estimates that Endava believes are reasonable under the circumstances. The pro forma condensed combined financial statements do not give effect to the costs of any integration activities, benefits that may result from the realization of future cost savings from operating efficiencies or any other synergies that may result from the acquisition of Velocity.

Since Endava’s reporting currency is the British Pound (“GBP”), and Velocity’s results were reported in U.S. dollars prior to the Acquisition, the preparation of the accompanying pro forma income statements required the translation of Velocity’s historical financial information to the GBP. In addition, certain pro forma adjustments required translation from U.S. dollar amounts to GBP amounts. All U.S. dollar amounts that required translation to GBP amounts for purposes of preparing the pro forma income statement for the annual period ended June 30, 2017 were translated using Endava’s weighted-average exchange rate of \$1.2685 to £1.00 for the aforementioned annual period. All U.S. dollar amounts that required translation to GBP amounts for purposes of preparing the pro forma income statement for the nine months ended March 31, 2018 were translated using Endava’s weighted-average exchange rate of \$1.3185 to £1.00 for the period ended December 29, 2017, reflecting the period prior to the Acquisition and the consolidation of Velocity by Endava.



The pro forma condensed combined financial statements reflect the application of the acquisition method of accounting for business combinations. For accounting purposes, Endava has been treated as the acquirer, and Velocity has been treated as the acquiree.

The application of the acquisition method of accounting requires the completion of certain valuations and other studies necessary to allocate the acquisition date purchase price to the acquired assets and assumed liabilities of Velocity, on the basis of their respective fair values. Any excess purchase price is then allocated to goodwill. Current estimates of the fair value of Velocity's tangible and intangible assets that were acquired and liabilities that were assumed are based upon established valuation techniques; however, these estimates continue to be preliminary in nature and based solely upon valuation procedures completed through the date that the pro forma income statements were prepared. Endava will finalize the purchase price allocation related to the Acquisition, as well as the assignment of useful lives to all tangible and intangible long-lived assets acquired in connection with the Acquisition, as soon as practicable within the measurement period. In no event, will the completion of the valuation procedures and allocation of purchase price extend more than one year beyond the Acquisition date. Differences between current preliminary estimates of the fair values of Velocity's acquired assets and assumed liabilities and the finalized Acquisition date fair values could materially impact the consolidated results of operations of the post-Acquisition combined company.

The accompanying pro forma income statements have been provided for informational purposes only. They do not purport to represent what the actual consolidated results of operations of Endava would have been had the Acquisition occurred on the date assumed and should not be considered representative or indicative of the future consolidated results of operations of the combined businesses of Endava and Velocity. The pro forma income statements should be read in conjunction with the accompanying notes to the unaudited pro forma condensed combined financial statements, as well as with (1) "Management's Discussion and Analysis of Financial Condition and Results of Operations" and (2) the audited consolidated financial statements and unaudited condensed consolidated financial statements and accompanying notes of Endava and Velocity, which have been included elsewhere in this prospectus.

**Unaudited Pro Forma Condensed Combined Statement of Income  
for the Nine Months Ended March 31, 2018  
(in £ '000s, except outstanding shares and per share amounts)**

	Historical Endava	Pre-acquisition historical results of VP 07/01/17 - 12/29/17	Reclassification adjustments	Transaction adjustments	Pro forma
Revenue	156,140	15,102	—	—	171,242
Cost of Sales					
-Direct Costs of Sales	(96,104)	(8,853)	—	—	(104,957)
-Allocated Costs of Sales	(9,281)	(564)	99	(5)	(9,746)
<b>Total Cost of Sales</b>	<b>(105,385)</b>	<b>(9,417)</b>	<b>99</b>	<b>—</b>	<b>(114,703)</b>
<b>Gross Profit</b>	<b>50,755</b>	<b>5,685</b>	<b>99</b>	<b>—</b>	<b>56,539</b>
Selling, General, and Administrative Expenses	(31,755)	(13,051)	(99)	(5)	9,476 (6a)
<b>Operating Profit</b>	<b>19,000</b>	<b>(7,366)</b>	<b>—</b>	<b>9,476</b>	<b>21,110</b>
Other Income (Expense)					
Finance Costs	(1,055)	(11)	(11)	(5)	(228) (6b)
Finance Income	25	7	144	(5)	(7) (6c)
Gain on Foreign Currency Exchange	—	(11)	11	(5)	—
Other Gain / (Loss)	—	144	(144)	(5)	—
<b>Net Finance (Expense) / Income</b>	<b>(1,030)</b>	<b>129</b>	<b>—</b>	<b>(235)</b>	<b>(1,136)</b>
<b>Profit / (Loss) Before Tax</b>	<b>17,970</b>	<b>(7,237)</b>	<b>—</b>	<b>9,241</b>	<b>19,974</b>
<b>Tax on Profit of Ordinary Activities</b>	<b>(3,893)</b>	<b>(182)</b>	<b>—</b>	<b>(429)</b>	<b>(4,504)</b>
<b>Profit / (Loss) For The Year And Profit / (Loss) Attributable To Owners Of The Parent</b>	<b>14,077</b>	<b>(7,419)</b>	<b>—</b>	<b>8,812</b>	<b>15,470</b>
Weighted average number of shares outstanding	9,020,033				9,020,033
Weighted average number of shares outstanding (diluted)	9,911,426			303,059 (6e)	10,214,485
<i>Earnings Per Share:</i>					
Basic EPS	£ 1.56				£ 1.71
Diluted EPS	£ 1.42				£ 1.51

*See the accompanying notes to the unaudited pro forma condensed combined financial statements*

**Unaudited Pro Forma Condensed Combined Statement of Income  
for the Year Ended June 30, 2017  
(in £ '000s, except outstanding shares and per share amounts)**

	Historical Endava	Pre-acquisition historical results of Velocity 07/01/16 - 06/30/17	Reclassification adjustments	Transaction adjustments	Pro forma
Revenue	159,368	29,288	—	—	188,656
Cost of Sales					
-Direct Costs of Sales	(98,853)	(16,568)	—	—	(115,421)
-Allocated Costs of Sales	(9,907)	(1,011)	141	(5)	(10,777)
<b>Total Cost of Sales</b>	<b>(108,760)</b>	<b>(17,579)</b>	<b>141</b>	<b>—</b>	<b>(126,198)</b>
<b>Gross Profit</b>	<b>50,608</b>	<b>11,709</b>	<b>141</b>	<b>—</b>	<b>62,458</b>
Selling, General, and Administrative Expenses	(27,551)	(7,048)	(141)	(5)	(3,005) (6a)
<b>Operating Profit</b>	<b>23,057</b>	<b>4,661</b>	<b>—</b>	<b>(3,005)</b>	<b>24,713</b>
Other Income (Expense)					
Finance Costs	(1,375)	(17)	(11)	(5)	(566) (6b)
Finance Income	18	8	67	(5)	(8) (6c)
Gain on Foreign Currency Exchange	—	67	(67)	(5)	—
Other Gain / (Loss)	—	(11)	11	(5)	—
<b>Net Finance (Expense) / Income</b>	<b>(1,357)</b>	<b>47</b>	<b>—</b>	<b>(574)</b>	<b>(1,884)</b>
<b>Profit Before Tax</b>	<b>21,700</b>	<b>4,708</b>	<b>—</b>	<b>(3,579)</b>	<b>22,829</b>
<b>Tax on Profit of Ordinary Activities</b>	<b>(4,868)</b>	<b>(279)</b>	<b>—</b>	<b>(125)</b> (6d)	<b>(5,272)</b>
<b>Profit For The Year And Profit Attributable To Owners Of The Parent</b>	<b>16,832</b>	<b>4,429</b>	<b>—</b>	<b>(3,704)</b>	<b>17,557</b>
Weighted average number of shares outstanding	9,051,750				9,051,750
Weighted average number of shares outstanding (diluted)	9,858,504			303,059 (6e)	10,161,563
<i>Earnings Per Share:</i>					
Basic EPS	£ 1.86				£ 1.94
Diluted EPS	£ 1.71				£ 1.73

*See the accompanying notes to the unaudited pro forma condensed combined financial statements*

## NOTES TO THE UNAUDITED PRO FORMA CONDENSED COMBINED FINANCIAL STATEMENTS

### 1. Description of the Transaction

On December 29, 2017, Endava entered into an Equity Purchase Agreement (the “Purchase Agreement”) with Velocity, pursuant to which Endava acquired 100% of the equity interests of Velocity. Velocity provides software development services to clients based in North America. Endava acquired Velocity for total consideration of £ 46.0 million, which included £ 28.7 million upfront closing cash consideration, £ 4.4 million of held back cash consideration, £ 11.7 million of contingent cash and/or equity consideration and £ 1.2 million of contingent consideration due upon receipt of certain tax refunds (the “contingent tax refund consideration”). The estimated fair value of the aggregate purchase consideration is approximately £ 45.0 million. The total cash consideration of £ 33.1 million, consisting of the upfront cash consideration and the held back cash consideration, has been assigned an estimated fair value of approximately £ 32.9 million, reflecting a present value discount of approximately £ 0.2 million applied to the £ 4.4 million of cash (£ 4.2 million after discount) that was held back and for which a letter of credit was obtained to secure indemnification obligations. The contingent cash and/or equity consideration has been assigned an estimated fair value of £ 10.9 million as of the closing date, reflecting consideration of the various factors that will ultimately impact the amount, timing, and manner of settlement, on a probability-weighted basis. This contingent consideration may ultimately be settled using the Company’s equity, cash, or a combination of equity and cash, depending upon a number of factors and conditions specified in the Purchase Agreement. The contingent tax refund consideration has been assigned a value of approximately £ 1.2 million, reflecting cash payments that Endava would be required to remit to the former equity holders of Velocity if Endava receives certain tax refunds from pre-acquisition tax periods.

With respect to the contingent consideration, Endava is obligated to issue a number of its Class A ordinary shares upon expiration of the lock-up period following its initial public offering (“IPO”), with a potential additional cash payment based upon the amount by which a predetermined value of the Endava’s Class A ordinary shares represented by American Depositary Shares exceeds their trading price following the IPO. However, if Endava does not complete an IPO by the first, second or third anniversaries of the completion of the Acquisition, as applicable, on each such anniversary of the Acquisition as of which an IPO has not been completed, Endava will pay approximately one-third of the total contingent consideration amount in cash (with any remaining amount to be paid in Class A ordinary shares if an IPO is completed). The contingent consideration related to the Acquisition will impact future earnings of Endava, as Endava is required to (1) remeasure the fair value of the contingent liability at each reporting period until settled and (2) record changes in fair value in earnings. The total acquisition purchase price has been calculated as follows ( *in thousands* ):

Net cash consideration <sup>(1)</sup>	£	32,889
Fair value of contingent consideration		10,933
Fair value of contingent tax refund consideration		1,170
Fair value of consideration transferred	£	44,992

(1) Inclusive of £7,963 of taxes withheld and to be remitted to foreign governments and £4.4 million of cash held back (with a fair value of £4.2 million) to secure indemnification obligations.

The purchase price is allocated to the underlying assets acquired and liabilities assumed based on their respective fair values, with any excess purchase price allocated to goodwill. The purchase price was allocated as follows ( *in thousands* ):

Fair value of consideration transferred	£	44,992
Net identifiable assets acquired		(20,675)
Goodwill	£	24,317

The purchase price allocation has been derived from estimates of the fair value of the tangible and intangible assets and liabilities of Velocity, using established valuation techniques. Endava’s judgments used to determine the estimated

fair value assigned to each class of assets acquired and liabilities assumed, as well as asset lives, can materially affect Endava's results of operations. The total purchase price has been allocated on a preliminary basis to identifiable assets acquired and liabilities assumed, based upon valuation procedures performed to date. As of the date of this prospectus, the valuation studies performed to determine the fair value of the assets acquired and liabilities assumed and the related allocations of purchase price are preliminary. The final determination of the fair values of the identifiable tangible and intangible assets acquired and liabilities assumed may differ from the amounts reflected in the pro forma purchase price allocation, and any differences may be material. Endava will finalize the purchase price allocation as soon as practicable within the measurement period, but in no event later than one year following the acquisition date.

## 2. Basis of Pro Forma Presentation

*Nine Months Ended March 31, 2018*

For purposes of preparing the interim period pro forma financial statements for the nine months ended March 31, 2018, Velocity's unaudited results reported for the period from July 1, 2017 through December 29, 2017 (the period prior to the Acquisition date and consolidation by Endava) were translated from US dollars to GBP using the following weighted-average foreign exchange rate for the period: \$1.3185 to £1.00. The following table illustrates the translation of Velocity's reported results for purposes of the preparation of the interim period pro forma financial statements (*in thousands*):

	Period Ending December 29, 2017 VP (\$)	TRANSLATION AT \$1.3185=£1 Period Ending December 29, 2017 VP (£)
Revenue	19,912	15,102
Costs of Sales		
Direct Costs of Sales	(11,673)	(8,853)
Allocated Costs of Sales	(744)	(564)
<b>Total Cost of Sales</b>	<b>(12,417)</b>	<b>(9,417)</b>
<b>Gross Profit</b>	<b>7,495</b>	<b>5,685</b>
Selling, General, and Administrative Expense	(17,208)	(13,051)
<b>Operating Loss</b>	<b>(9,713)</b>	<b>(7,366)</b>
Other Income (Expense)		
Finance Costs	(15)	(11)
Finance Income	9	7
Gain (loss) on Foreign Currency Exchange	(14)	(11)
Other Gain/(Loss)	189	144
Net Finance (Expense)/Income	169	129
<b>Loss Before Tax</b>	<b>(9,544)</b>	<b>(7,237)</b>
Tax on Profit of Ordinary Activities	(240)	(182)
<b>Profit For the Year and Profit Attributable to Owners of the Parent</b>	<b>(9,784)</b>	<b>(7,419)</b>

*Year Ended June 30, 2017*

For purposes of preparing the annual pro forma financial statements for the year ended June 30, 2017, Velocity's financial results were first aligned with Endava's fiscal year ended June 30, 2017 by combining Velocity's unaudited results of operations for the six-month periods ended December 31, 2016 and June 30, 2017. The combined results were then translated from US dollars to GBP using the following weighted-average foreign exchange rate for the period: \$1.2685 to £1.00. The following table illustrates the impact of the following items ( *in thousands* ):

- the derivation of Velocity's results of operations for the six-month period ended December 31, 2016 from Velocity's audited financial statements for the fiscal year ended December 31, 2016 and Velocity's unaudited results of operations for the six-month period ended June 30, 2016;
- the combining of Velocity's results of operations for the six-month periods ended December 31, 2016 and June 30, 2017 to produce unaudited results of operations for the year ended June 30, 2017; and
- the translation of Velocity's unaudited results of operations for the year ended June 30, 2017 into GBP.

	12 Months Ended December 31, 2016 VP (\$)	LESS: 6 Months Ended June 30, 2016 VP (\$)	SUBTOTAL: 6 Months Ended December 31, 2016 VP (\$)	PLUS: 6 Months Ended June 30, 2017 VP (\$)	TOTAL: 12 Months Ended June 30, 2017 VP (\$)	TRANSLATION AT \$1.2685 = £1.00 12 Months Ended June 30, 2017 VP (£)
Revenue	34,675	16,725	17,950	19,202	37,152	29,288
Cost of Sales						
Direct Costs of Sales	(18,892)	(8,800)	(10,092)	(10,924)	(21,016)	(16,568)
Allocated Costs of Sales	(958)	(407)	(551)	(732)	(1,283)	(1,011)
<b>Total Cost of Sales</b>	<b>(19,850)</b>	<b>(9,207)</b>	<b>(10,643)</b>	<b>(11,656)</b>	<b>(22,299)</b>	<b>(17,579)</b>
<b>Gross Profit</b>	<b>14,825</b>	<b>7,518</b>	<b>7,307</b>	<b>7,546</b>	<b>14,853</b>	<b>11,709</b>
Selling, General, and Administrative Expenses	(8,719)	(4,290)	(4,429)	(4,511)	(8,940)	(7,048)
<b>Operating Profit</b>	<b>6,106</b>	<b>3,228</b>	<b>2,878</b>	<b>3,035</b>	<b>5,913</b>	<b>4,661</b>
Other Income (Expense)						
Finance Costs	(13)	(4)	(9)	(13)	(22)	(17)
Finance Income	10	5	5	5	10	8
Gain on Foreign Currency Exchange	143	119	24	61	85	67
Other Gain / (Loss)	(21)	(8)	(13)	(1)	(14)	(11)
Net Finance (Expense) / Income	119	112	7	52	59	47
<b>Profit Before tax / Income Before Tax</b>	<b>6,225</b>	<b>3,340</b>	<b>2,885</b>	<b>3,087</b>	<b>5,972</b>	<b>4,708</b>
Taxon Profit of Ordinary Activities	(363)	(191)	(172)	(182)	(354)	(279)
<b>Profit For The Year And Profit Attributable To Owners of the Company</b>	<b>5,862</b>	<b>3,149</b>	<b>2,713</b>	<b>2,905</b>	<b>5,618</b>	<b>4,429</b>

### 3. Accounting Policies

In connection with the preparation of the pro forma income statements, management performed a comparative analysis of (1) the accounting policies of Endava and Velocity and (2) the IFRS accounting principles applied by Endava versus the U.S. Generally Accepted Accounting Principles ("GAAP") applied by Velocity. Management currently is not aware of any material differences in the accounting policies or accounting principles applied by the two companies.

Accordingly, the pro forma income statements have been prepared assuming that there are no material differences other than the pro forma reclassifications detailed in Note 5. Within the acquisition measurement period, Endava will further review Velocity's legacy accounting policies and application of GAAP for the existence of any material differences that have not been previously identified. Endava will ultimately conform any identified differences, as well as any related impact on the reporting, classification, and presentation of the combined company's financial position or results of operations, to the accounting policies, accounting principles and classifications of Endava.

#### 4. Financing Transactions

On December 19, 2017, Endava (1) extinguished its existing revolving credit facility, under which the borrowing capacity was fully utilized on the date of extinguishment, and (2) executed an agreement for a new revolving credit facility that provided the additional borrowing capacity used to fund a portion of the Acquisition purchase price (the "Debt Refinancing"). Upon execution of the agreement for the Debt Refinancing, Endava borrowed (A) £15.9 million, which was utilized to settle the debt outstanding under the prior revolving credit agreement and (B) \$31 million, which was applied toward the cash portion of the Acquisition purchase price.

#### 5. Reclassifications of Velocity Historical Financial Information

The following tables present the reclassification adjustments that were made to conform the classification and presentation of certain expenses reflected in Velocity's consolidated statements of income to Endava's classification and presentation (*in thousands*):

##### *Nine Months Ended March 31, 2018:*

	Historical Endava	Pre-acquisition historical results of VP 07/01/17 - 12/29/17	Reclassification adjustments	Historical as reclassified before pro forma adjustments
Cost of Sales <sup>(1)</sup>	(105,385)	(9,417)	99	(114,703)
Selling, General, and Administrative Expenses <sup>(1)</sup>	(31,755)	(13,051)	(99)	(44,905)
Finance Costs <sup>(2)</sup>	(1,055)	(11)	(11)	(1,077)
Finance Income <sup>(2)</sup>	25	7	144	176
Gain on Foreign Currency Exchange <sup>(2)</sup>	—	(11)	11	—
Other Gain / (Loss) <sup>(2)</sup>	—	144	(144)	—

(1) Reclassifications conform the classification and presentation of certain internet costs incurred by Velocity to the classification and presentation of such costs in the financial statements of Endava.

(2) Reclassifications conform Velocity's other income (expense) classification and presentation to be consistent with the financial statements of Endava.

Year Ended June 30, 2017:

	Historical Endava	Pre-acquisition historical results of VP 07/01/16 - 06/30/17	Reclassification adjustments	Historical as reclassified before pro forma adjustments
Cost of Sales <sup>(1)</sup>	(108,760)	(17,579)	141	(126,198)
Selling, General, and Administrative Expenses <sup>(1)</sup>	(27,551)	(7,048)	(141)	(34,740)
Finance Costs <sup>(2)</sup>	(1,375)	(17)	(11)	(1,403)
Finance Income <sup>(2)</sup>	18	8	67	93
Gain on Foreign Currency Exchange <sup>(2)</sup>	—	67	(67)	—
Other Gain / (Loss) <sup>(2)</sup>	—	(11)	11	—

(1) Reclassifications conform the classification and presentation of certain internet costs incurred by Velocity to the classification and presentation of such costs in the financial statements of Endava.

(2) Reclassifications conform Velocity's other income (expense) classification and presentation to be consistent with the financial statements of Endava.

#### 6. Unaudited Pro Forma Condensed Combined Statement of Income Adjustments

The following transaction-related adjustments have been made to the pro forma income statements:

(a) The pro forma adjustments recorded to selling, general and administrative expenses reported in the pro forma income statements prepared for the nine months ended March 31, 2018 and year ended June 30, 2017 are comprised of the following components (*in thousands*):

	Nine Months Ended March 31, 2018	Year-Ended June 30, 2017
Equity Bonus Compensation Expense <sup>(1)</sup>	£ (639)	£ (1,327)
LTIP Stock Option Compensation Expense <sup>(2)</sup>	(29)	(58)
Incremental Amortization Expense <sup>(3)</sup>	(779)	(1,620)
Transaction Cost <sup>(4)</sup>	10,923	—
<b>Net Pro Forma Adjustment</b>	<b>£ 9,476</b>	<b>£ (3,005)</b>

(1) A portion of the adjustments of approximately £9.5 million and £(3.0) million to the combined selling, general and administrative costs recognized by Endava and Velocity for the nine months ended March 31, 2018 and year ended June 30, 2017, respectively, reflects the estimated incremental compensation expense expected to be recognized based upon the equity bonus payment arrangements entered into with certain continuing employees of Velocity. Under these arrangements (the "Compensation Arrangements"), Endava is obligated to make a total potential payment of up to £3.7 million to certain continuing employees of Velocity between the closing date of the Acquisition and December 29, 2020 (the "Service Period"). Under the terms of the Compensation Arrangements, on each anniversary of the closing of the Acquisition through the end of the Service Period, Endava is obligated to issue a fixed number of ordinary shares and/or make cash payments; provided that the first such issuance is due upon the expiration of the lock-up period with respect to the IPO, if such expiration occurs prior to the first anniversary of the closing of the Acquisition. Compensation expense reflected in the pro forma financial statements assumes (1) the Compensation Arrangements were entered into on July 1, 2016, (2) one third of the issued awards vest during each full annual period, (3) ratable vesting of awards during the nine months ended March 31, 2018, and (2) translation of compensation expense to GBP at the applicable average foreign currency exchange rate for each period presented.

(2) A portion of the adjustments of approximately £9.5 million and £(3.0) million to the combined selling, general and administrative costs recognized by Endava and Velocity for the nine months ended March 31, 2018 and year ended June 30, 2017, respectively, reflects the estimated incremental share-based compensation expense expected to be recognized based upon the issuance of certain Long-Term Incentive Plan ("LTIP") awards to continuing Velocity employees in connection with the Acquisition. These awards were not replacement awards for existing stock options held by the continuing Velocity employees. Instead, Endava issued the awards to incentivize the employees to remain with the combined business following the Acquisition. Endava



estimated the aggregate grant date fair value of the awards using a Black-Scholes model. For purposes of the pro forma income statements, Endava has recorded share-based compensation expense under the assumption that 100% of the issued awards will vest over a five-year period that corresponds with the awards banking term. The actual annual post-Acquisition share-based compensation expense that Endava will recognize in future periods is directly impacted by the period of continued employment of the award recipients and whether and when an IPO occurs.

- (3) A portion of the adjustments of approximately £9.5 million and £(3.0) million to the combined selling, general and administrative costs recognized by Endava and Velocity for the nine months ended March 31, 2018 and year ended June 30, 2017, respectively, reflects estimated incremental amortization expense expected to be incurred based upon the preliminary estimates of the fair value and useful life of the acquired customer relationship intangible asset recognized in connection with the Acquisition. This customer relationship intangible asset has been assigned a fair value £15.2 million, based upon a preliminary valuation. For pro forma income statement purposes, the assigned asset value has been amortized over a useful life of 10 years, and the related expense has been translated to GBP at the applicable average foreign currency exchange rate for each period presented. The application of purchase price accounting did not result in the recognition of any other acquired definitive-life intangible assets. Endava will finalize its conclusions regarding the valuation and useful life of the acquired customer relationship intangible asset as soon as practicable within the measurement period. Any change to the estimated fair value or useful of this asset could materially affect the actual amount of annual amortization expense ultimately recognized by the combined business.
- (4) A portion of the adjustment of approximately £9.5 million to the combined selling, general and administrative costs recognized by Endava and Velocity for the nine months ended March 31, 2018 reflects the elimination of non-recurring transaction costs recognized by both Endava and Velocity. These non-recurring transaction costs included a substantial amount of non-recurring compensation earned by certain Velocity employees as a direct result of Endava's acquisition of Velocity, as these employees were entitled to a portion of the cash consideration paid for the membership interests in Velocity based upon their employee participation rights that vested upon any change-in-control event.

(b) The pro forma adjustments recorded to increase the finance costs reported in the pro forma income statements prepared for the nine months ended March 31, 2018 and the year ended June 30, 2017 are comprised of the following components ( *in thousands* ):

	Nine Months Ended March 31, 2018	Year-Ended June 30, 2017
Elimination of Velocity, LLC's Interest Expense <sup>(1)</sup>	£ 11	£ 17
Incremental Interest and Finance Costs Related to Refinanced Revolver <sup>(2)</sup>	(194)	(488)
Fees Attributable to Holdback Letter of Credit <sup>(3)</sup>	(45)	(95)
<b>Net Pro Forma Adjustment</b>	<b>£ (228)</b>	<b>£ (566)</b>

- (1) The adjustments of £(0.2) million and £(0.6) million include reductions to finance costs of £11,340 and £16,714 related to interest expense incurred by Velocity during the nine and twelve-month periods ended March 31, 2018 and June 30, 2017, respectively. As the purchase of Velocity was structured as a cash-free, debt-free acquisition, Velocity's entire debt balance was extinguished upon consummation of the Acquisition. This adjustment eliminates the interest expense incurred on the extinguished debt, as if the extinguishment had occurred on July 1, 2016.
- (2) The adjustments of £(0.2) million and £(0.6) million include incremental finance costs of £0.2 million and £0.5 million for the nine and twelve-month periods ended March 31, 2018 and June 30, 2017, respectively, to reflect the net impact that (A) the extinguishment of Endava's prior revolving credit facility and (B) the execution and borrowing of funds against Endava's new revolving credit facility would have had on interest expense for each respective period, if these actions were taken on July 1, 2016. All borrowings under the Endava's new revolving credit facility are subject to variable interest rates. The estimated pro forma interest expense adjustments related to the new revolving credit facility are based upon the interest rates that were in effect as of the date of the Acquisition. A change of 0.125% in the interest rate charged on the Company's borrowings under its new credit facility would increase or decrease the pro forma interest expense reported for the nine month period ended March 31, 2018 and the year ended June 30, 2017 by approximately £36,948 and £49,264, respectively. The following table summarizes the material components of the net financing cost adjustments attributable to the Debt Refinancing ( *in thousands* ):

	Nine Months Ended March 31, 2018	Year-Ended June 30, 2017
Estimated interest expense related to newly executed revolving credit facility	£ (378)	£ (774)
Elimination of interest expense incurred on extinguished revolving credit facility	184	286
<b>Net Pro Forma Adjustment</b>	<b>£ (194)</b>	<b>£ (488)</b>

(3) The adjustments of £(0.2) million and £(0.6) million include incremental finance costs of £45,506 and £94,600 for the nine and twelve-month periods ended March 31, 2018 and June 30, 2017, respectively, which reflect the fees that will be charged on the letter of credit issued with respect to the holdback amount of \$6 million. Fees are incurred at a rate of 2% per annum on the outstanding letter of credit amount and have been translated from U.S. dollars to GBP at the applicable average foreign currency exchange rate for each period presented.

(c) The adjustments of £(7,170) and £(8,230) recorded to finance income for the nine and twelve-month periods ended March 31, 2018 and June 30, 2017, respectively, eliminate the interest income earned by Velocity during each of the reporting periods. As the purchase of Velocity was structured as a cash-free, debt-free acquisition, Velocity's cash was effectively transferred to its former equity holders upon consummation of the Acquisition. This adjustment assumes that this transfer occurred on July 1, 2016.

(d) The pro forma adjustments recorded with respect to the tax on profit of ordinary activities for the nine and twelve-month periods ended March 31, 2018 and June 30, 2017, respectively, are calculated as follows (*in thousands*):

	Nine Months Ended March 31, 2018	Year-Ended June 30, 2017
Incremental taxes historically charged to Velocity's founder <sup>(1)</sup>	£ 2,426	£ (1,463)
Tax impact of pro forma adjustments <sup>(2)</sup>	(2,855)	1,338
<b>Net Pro Forma Adjustment</b>	<b>£ (429)</b>	<b>£ (125)</b>

(1) Prior to the Acquisition, Velocity was structured as a pass-through entity for taxation purposes. Accordingly, Velocity's equity holders were primarily responsible for the payment of taxes on the business's earnings. Subsequent to the Acquisition, the taxable earnings of the acquired business will be directly subject to taxation in the United States. Accordingly, the pro forma adjustments of approximately £2.4 million and £(1.5) million for the nine and twelve-month periods ended March 31, 2018 and June 30, 2017, respectively, assume that this change in responsibility for the payment of taxes on earnings occurred as of July 1, 2016. The adjustment also assumes that 100% of Velocity's reported profit or loss before taxes would have been subject to tax expense or a tax benefit at (i) a blended U.S. effective tax rate (including state taxes) of 31% for the nine-month pro forma period ended March 31, 2018, which gives effect to the reduction in the U.S. federal corporate tax rate to 21% as of January 1, 2018 and (ii) a U.S. effective tax rate of 37% (including state taxes) for the 12-month pro forma period ended June 30, 2017.

(2) Statutory tax rates were applied, as appropriate, to each pro forma adjustment, based on the jurisdiction in which the adjustment would occur. As post-Acquisition results of the acquired business are expected to be taxed in the United States, Endava applied (i) a blended U.S. effective tax rate (including state taxes) of 31% for the nine-month pro forma period ended March 31, 2018, which gives effect to the reduction in the U.S. federal corporate tax rate to 21% as of January 1, 2018 and (ii) a U.S. effective tax rate (including state taxes) of 37% for the 12-month pro forma period ended June 30, 2017 to all pro forma adjustments to the historical results reported by Velocity. In order to give effect to the tax impact of certain adjustments related to the interest expense that will be incurred in the United Kingdom, U.K. statutory tax rates of 19.0% and 19.75% were applied for the pro forma periods ended March 31, 2018 and June 30, 2017, respectively. The actual effective tax rate of the combined company could be significantly different, depending on the post-acquisition geographical mix of income and other factors.

(e) In connection with the Acquisition, Endava executed certain transactions and agreements that directly impact the weighted-average number of potentially dilutive ordinary shares outstanding. The following table reconciles the weighted-average number of basic shares outstanding as of March 31, 2018 and June 30, 2017 to the pro forma weighted-average number of dilutive shares outstanding as of each date:

	<b>Nine Months Ended March 31, 2018</b>	<b>Year-Ended June 30, 2017</b>
Unadjusted basic weighted-average common shares outstanding	£ 9,020,033	£ 9,051,750
Unadjusted dilutive weighted-average common shares outstanding	891,393	806,754
Pro forma dilutive shares <sup>(1)</sup>	303,059	303,059
Pro forma diluted weighted-average common shares outstanding	£ 10,214,485	£ 10,161,563

(1) These pro forma dilutive shares reflect the Class A ordinary shares potentially issuable for purposes of satisfying the contingent equity consideration attributable to the Acquisition, the equity bonus arrangements entered into with certain continuing employees of Velocity and the LTIP awards provided to certain continuing employees of Velocity. Determination of the number of dilutive shares gives effect to the treasury method, where applicable.

# GLOBAL STAFF

# 4,700

AS OF MARCH 31, 2018



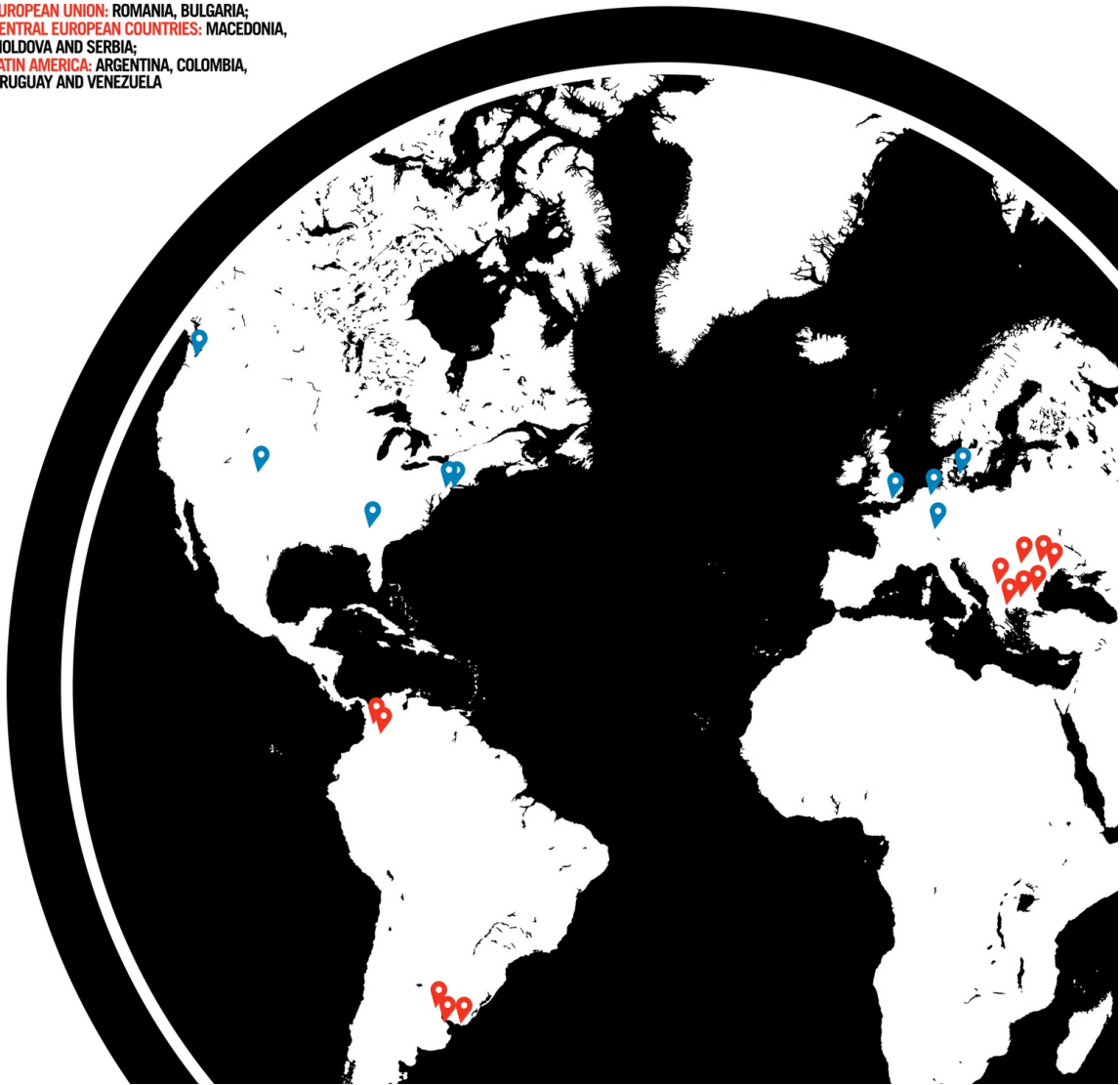
## CLOSE TO CLIENT

DENMARK, GERMANY, NETHERLANDS,  
UNITED KINGDOM, UNITED STATES



## NEARSHORE DELIVERY

EUROPEAN UNION: ROMANIA, BULGARIA;  
CENTRAL EUROPEAN COUNTRIES: MACEDONIA,  
MOLDOVA AND SERBIA;  
LATIN AMERICA: ARGENTINA, COLOMBIA,  
URUGUAY AND VENEZUELA





endava

---

## PART II

### INFORMATION NOT REQUIRED IN PROSPECTUS

Unless otherwise indicated, all references to “Endava” or the “company,” “we,” “our,” “us” or similar terms refer to Endava Limited and its subsidiaries.

#### Item 6. Indemnification of Directors and Officers.

Subject to the U.K. Companies Act 2006, members of the registrant’s board of directors and its officers have the benefit of the following indemnification provisions in the registrant’s Articles of Association:

Current and former members of the registrant’s board of directors or officers shall be reimbursed for:

- (i) all costs, charges, losses, expenses and liabilities sustained or incurred in relation to his or her actual or purported execution of his or her duties in relation to the registrant, including any liability incurred in defending any criminal or civil proceedings; and
- (ii) expenses incurred or to be incurred in defending any criminal or civil proceedings, in an investigation by a regulatory authority or against a proposed action to be taken by a regulatory authority, or in connection with any application for relief under the statutes of the United Kingdom and any other statutes that concern and affect the registrant as a company, or collectively the Statutes, arising in relation to the registrant or an associated company, by virtue of the actual or purposed execution of the duties of his or her office or the exercise of his or her powers.

In the case of current or former members of the registrant’s board of directors, there shall be no entitlement to reimbursement as referred to above for (1) any liability incurred to the registrant or any associated company, (2) the payment of a fine imposed in any criminal proceeding or a penalty imposed by a regulatory authority for non-compliance with any requirement of a regulatory nature, (3) the defense of any criminal proceeding if the member of the registrant’s board of directors is convicted, (4) the defense of any civil proceeding brought by the registrant or an associated company in which judgment is given against the director, and (5) any application for relief under the statutes of the United Kingdom and any other statutes that concern and affect the registrant as a company in which the court refuses to grant relief to the director.

In addition, members of the registrant’s board of directors and its officers who have received payment from the registrant under these indemnification provisions must repay the amount they received in accordance with the Statutes or in any other circumstances that the registrant may prescribe or where the registrant has reserved the right to require repayment.

The underwriting agreement the registrant will enter into in connection with the offering of ADSs being registered hereby provides that the underwriters will indemnify, under certain conditions, the registrant’s board of directors and its officers against certain liabilities arising in connection with this offering.

#### Item 7. Recent Sales of Unregistered Securities.

The following list sets forth information regarding all unregistered securities issued by us since January 1, 2015 through the date of the prospectus that is a part of this registration statement:

1. In March 2015, we issued an aggregate of 137,778 ordinary shares to certain of our directors and executive officers upon the exercise of stock options under the Endava Limited Enterprise Management Incentives Plan, at a weighted average exercise price of £1.04.
2. In April 2015, we issued an aggregate of 407,864 ordinary shares to employees, including certain of our directors and executive officers upon the exercise of stock options under the Endava Limited Enterprise Management Incentives Plan, at a weighted average exercise price of £0.85.

3. In May 2015, we issued an aggregate of 74,782 ordinary shares to employees upon the exercise of stock options under the Endava Limited Enterprise Management Incentives Plan, at a weighted average exercise price of £0.79.
4. In June 2015, we issued an aggregate of 501,722 ordinary shares to employees, including certain of our directors and executive officers upon the exercise of stock options under the Endava Limited Enterprise Management Incentives Plan, at a weighted average exercise price of £0.85.
5. In June 2015, we issued an aggregate of 475,000 ordinary shares to three investors as consideration in connection with the acquisition of PS Tech d.o.o.
6. In October 2015, we issued an aggregate of 64,620 ordinary shares to two investors as consideration in connection with the acquisition of Nickel Fish Design LLC.

Additionally, since January 1, 2015, we issued an aggregate of 297,490 equity awards under our Endava Limited 2015 Long Term Incentive Plan to employees, including certain executive officers, and 3,750 equity awards under our Endava Limited 2017 Non-Executive Director Long Term Incentive Plan to our directors. As of March 31, 2018, 41,800 such equity awards had been cancelled or forfeited back to us, and 259,440 such equity awards remained outstanding.

None of the foregoing transactions involved any underwriters, underwriting discounts or commissions, or any public offering. Unless otherwise specified above, we believe these transactions were exempt from registration under the Securities Act in reliance upon Section 4(a)(2) of the Securities Act (and Regulation S promulgated thereunder), or Rule 701 promulgated under Section 3(b) of the Securities Act as transactions by an issuer not involving any public offering or pursuant to benefit plans and contracts relating to compensation as provided under Rule 701. The recipients of the securities in each of these transactions represented their intentions to acquire the securities for investment only and not with a view to or for sale in connection with any distribution thereof, and appropriate legends were placed upon the share certificates issued in these transactions. All recipients had adequate access, through their relationships with us, to information about us. The sales of these securities were made without any general solicitation or advertising.

## Item 8. Exhibits and Financial Statement Schedules.

### (a) Exhibits.

<b>Exhibit Number</b>	<b>Description of Document</b>
1.1†	Form of Underwriting Agreement.
3.1†	Articles of Association of Endava Limited, as amended and as currently in effect.
3.2†	Form of Amended and Restated Articles of Association of Endava plc to be effective upon closing of this offering.
4.1†	Form of Class A ordinary share certificate of Endava plc.
4.2†	Form of Class B ordinary share certificate of Endava plc.
4.3†	Form of Class C ordinary share certificate of Endava plc.
5.1†	Opinion of Cooley (UK) LLP.
10.1+†	Endava Share Option Plan.
10.2+†	Endava Joint Share Ownership Plan.
10.3+†	Endava Limited 2015 Long Term Incentive Plan.
10.4+†	Endava Limited 2017 Non-Executive Director Long Term Incentive Plan.
10.5+†	Endava plc 2018 Equity Incentive Plan.
10.6+†	Endava plc 2018 Sharesave Plan.
10.7+†	Endava Executive Bonus Scheme.
10.8†	Form of Deed of Indemnity for Directors and Officers.
10.9†	Lease Agreement by and among Gide Loyrette Nouel LLP, Endava (UK) Limited and Endava Limited, dated as of July 8, 2014, for the East Premises.
10.10†	Lease Agreement by and among Gide Loyrette Nouel LLP, Endava (UK) Limited and Endava Limited, dated as of July 8, 2014, for the West Premises.
10.11†	Multicurrency Revolving Facility Agreement between Endava Limited and HSBC Bank PLC, dated December 19, 2017.
21.1†	Subsidiaries of Endava Limited.
23.1†	Consent of KPMG LLP, independent registered public accounting firm.
23.2†	Consent of Moss Adams LLP, independent registered public accounting firm.
23.3†	Consent of Cooley (UK) LLP (included in Exhibit 5.1).
24.1†	Power of Attorney (included on the signature page hereto).

† To be filed by amendment.

+ Indicates management contract or compensatory plan.

### (b) Financial Statement Schedules.

All financial statement schedules are omitted because the information required to be set forth therein is not applicable or is shown in the consolidated financial statements or the notes thereto.

## Item 9. Undertakings.

- (a) The undersigned registrant hereby undertakes to provide to the underwriters at the closing specified in the underwriting agreement, certificates in such denominations and registered in such names as required by the underwriter to permit prompt delivery to each purchaser.
- (b) Insofar as indemnification for liabilities arising under the Securities Act may be permitted to directors, officers and controlling persons of the registrant pursuant to the foregoing provisions, or otherwise, the registrant has



been advised that in the opinion of the U.S. Securities and Exchange Commission such indemnification is against public policy as expressed in the Securities Act and is, therefore, unenforceable. In the event that a claim for indemnification against such liabilities (other than the payment by the registrant of expenses incurred or paid by a director, officer or controlling person of the registrant in the successful defense of any action, suit or proceeding) is asserted by such director, officer or controlling person in connection with the securities being registered, the registrant will, unless in the opinion of its counsel the matter has been settled by controlling precedent, submit to a court of appropriate jurisdiction the question whether such indemnification by it is against public policy as expressed in the Securities Act and will be governed by the final adjudication of such issue.

(c) The undersigned registrant hereby undertakes that:

- (1) For purposes of determining any liability under the Securities Act, the information omitted from the form of prospectus filed as part of this registration statement in reliance upon Rule 430A and contained in a form of prospectus filed by the registrant pursuant to Rule 424(b)(1) or (4) or 497(h) under the Securities Act shall be deemed to be part of this registration statement as of the time it was declared effective.
- (2) For the purpose of determining any liability under the Securities Act, each post-effective amendment that contains a form of prospectus shall be deemed to be a new registration statement relating to the securities offered therein, and the offering of such securities at that time shall be deemed to be the initial bona fide offering thereof.

**SIGNATURES**

Pursuant to the requirements of the Securities Act of 1933, as amended, the Registrant certifies that it has reasonable grounds to believe that it meets all of the requirements for filing on Form F-1 and has duly caused this Registration Statement to be signed on its behalf by the undersigned, thereunto duly authorized, in the City of London, United Kingdom, on the \_\_\_\_\_ day of \_\_\_\_\_, 2018.

**ENDAVA LIMITED**

By: \_\_\_\_\_  
 John Cotterell  
*Chief Executive Officer*

KNOW ALL BY THESE PRESENTS, that each person whose signature appears below hereby constitutes and appoints John Cotterell and Mark Thurston, and each of them, his or her true and lawful agent, proxy and attorney-in-fact, with full power of substitution and resubstitution, for him or her and in his or her name, place and stead, in any and all capacities, to (1) act on, sign and file with the Securities and Exchange Commission any and all amendments (including post-effective amendments) to this registration statement together with all schedules and exhibits thereto and any subsequent registration statement filed pursuant to Rule 462(b) under the Securities Act of 1933, as amended, together with all schedules and exhibits thereto, (2) act on, sign and file such certificates, instruments, agreements and other documents as may be necessary or appropriate in connection therewith, (3) act on and file any supplement to any prospectus included in this registration statement or any such amendment or any subsequent registration statement filed pursuant to Rule 462(b) under the Securities Act of 1933, as amended, and (4) take any and all actions which may be necessary or appropriate to be done, as fully for all intents and purposes as he or she might or could do in person, hereby approving, ratifying and confirming all that such agent, proxy and attorney-in-fact or any of his substitutes may lawfully do or cause to be done by virtue thereof.

Pursuant to the requirements of the Securities Act of 1933, as amended, this Registration Statement has been signed by the following persons in the capacities and on the dates indicated.

Signature	Title	Date
_____ John Cotterell	Chief Executive Officer <i>(Principal Executive Officer)</i>	_____, 2018
_____ Mark Thurston	Chief Financial Officer <i>(Principal Financial Officer and Principal Accounting Officer)</i>	_____, 2018
_____ Andrew Allan	Director	_____, 2018
_____ Ben Druskin	Director	_____, 2018
_____ Mike Kinton	Director	_____, 2018
_____ David Pattillo	Director	_____, 2018
_____ Trevor Smith	Chairman of the Board of Directors	_____, 2018
Endava Inc.		
By: _____	Authorized U.S. Representative	_____, 2018
Name: _____		
Title: _____		